



KIDS COUNT

Data Book 2012

NEW YORK STATE

Touchstones
Charting the future working together





Andrew M. Cuomo



Deborah A. Benson

Mission Statement

The Council is charged with acting as a neutral body to coordinate the state health, education, and human services systems to ensure that all children and families in New York State have the opportunity to reach their potential.

Council Members

Greg Olsen, MSW

Acting Director, NYS Office for the Aging

Arlene González-Sánchez

Commissioner, NYS Office of Alcoholism and Substance Abuse Services

Gladys Carrión, Esq.

Commissioner, NYS Office of Children and Family Services

Nirav R. Shah, MD, MPH

Commissioner, NYS Department of Health

Elizabeth Berlin

Executive Deputy Commissioner,
NYS Office of Temporary and Disability Assistance

Michael F. Hogan, PhD

Commissioner, NYS Office of Mental Health

Roger Bearden, Chair

NYS Commission on Quality of Care and Advocacy for Persons with Disabilities

Robert M. Maccarone

Deputy Commissioner and Director, Office of Probation and Correctional Alternatives, Division of Criminal Justice Services

John B. King, Jr., EdD

Commissioner, NYS Education Department

Michael C. Green


Executive Deputy Commissioner, NYS Division of Criminal Justice Services

Courtney Burke

Commissioner, NYS Office for People with Developmental Disabilities

Peter M. Rivera

Commissioner, NYS Department of Labor



New York State
**TOUCHSTONES / KIDS COUNT
DATA BOOK 2012**

SHARED VISION

All children, youth and families will be healthy and have the knowledge, skills and resources to succeed in a dynamic society.

NEW YORK KIDS COUNT

2012 Data Book

Cate Teuten Bohn, MPH

Kids' Well-being Indicators Clearinghouse
Project Coordinator, Council on Children and Families

Mary E. De Masi, PhD


New York State KIDS COUNT Director
Council on Children and Families

Robin Miller

Project Assistant
Council on Children and Families

OCTOBER 2012

New York State Touchstones
KIDS COUNT Data Book 2012



Council on Children and Families

52 Washington Street
Suite 99
Rensselaer, New York 12144



Andrew M. Cuomo
Governor



Deborah A. Benson
Executive Director

Dear Friends:

The over arching goal of the Touchstones framework is for all children and youth to be healthy and have the knowledge, skills and resources to succeed in a dynamic society. While there can be challenges to reaching this goal, we have learned that sharing comprehensive information with diverse audiences allows us to gain insight from multiple perspectives and it is this knowledge that enables us to arrive at sound decisions that benefit the children and families of New York.

It is with great pleasure that I present the 2012 New York State Touchstones/ KIDS COUNT Data Book. This year's edition, in conjunction with the Council's Kids' Well-being Indicators Clearinghouse (KWIC) website, offers the type of thorough information needed to promote healthy communities while enabling planners to disseminate that information to broad audiences who can help achieve successful outcomes for our children and families.



You will see that this year's data book visually combines data about the well-being of children in each county with information about community resources that support their healthy development (e.g., location of WIC clinics). Additionally, we have incorporated social media features. The new visualization and social media tools allow us to more accurately depict our communities; educate fellow New Yorkers about the important issues that are impacting children's daily lives; and guide our conversations and decisions around healthy child development.

The ever changing field of technology has opened new frontiers that allow us to share the stories of children and families in New York. I encourage you to explore the changes and share them with your colleagues.

Sincerely,

A handwritten signature in blue ink that reads "Deborah A. Benson".

Deborah A. Benson
Executive Director





TOUCHSTONES EXECUTIVE TEAM

Maria Barrington, NYS Office for Court Administration

Deborah A. Benson, NYS Council on Children and Families

Cate Teuten Bohn, NYS Council on Children and Families

Mary E. De Masi, NYS Council on Children and Families

Clara De Sorbo, NYS Education Department

Kathy Dixon, NYS Office of Alcoholism and Substance Abuse

George Falco, NYS Office of Temporary and Disability Assistance

James A. Gilmer, NYS Division of Criminal Justice Services

Nancy Martinez, NYS Office of Children and Family Services

Mary McHugh, NYS Office of Mental Health

Paul Nance, NYS Office of Children and Family Services

Joe Nardone, NYS Department of Labor

Trang Q. Nguyen, NYS Department of Health

KIDS' WELL-BEING INDICATORS CLEARINGHOUSE CONTRIBUTORS

Stacey Bederka, NYS Division of Criminal Justice Services

Marge Cohen, NYS Division of Criminal Justice Services

Sue Fuss, NYS Office of Children and Family Services

Amelia Lepore, NYS Office for Court Administration

Ellen Martin, NYS Education Department

Paul Nance, NYS Office of Children and Family Services

Joe Nardone, NYS Department of Labor

Pamela J. Sheehan, NYS Department of Health

Jihyun Shin, NYS Office of Temporary and Disability Assistance


David Wikoff, NYS Department of Health



Table of Contents

2012 New York State Touchstones / KIDS COUNT Data Book:

All Data Are Local	1	Erie County, New York	37
KWIC VIEW	3	Essex County, New York	39
Albany County, New York	9	Franklin County, New York	41
Allegany County, New York	11	Fulton County, New York	43
Bronx County, New York	13	Genesee County, New York	45
Broome County, New York	15	Greene County, New York	47
Cattaraugus County, New York	17	Hamilton County, New York	49
Cayuga County, New York	19	Herkimer County, New York	51
Chautauqua County, New York	21	Jefferson County, New York	53
Chemung County, New York	23	Kings County, New York	55
Chenango County, New York	25	Lewis County, New York	57
Clinton County, New York	27	Livingston County, New York	59
Columbia County, New York	29	Madison County, New York	61
Cortland County, New York	31	Monroe County, New York	63
Delaware County, New York	33	Montgomery County, New York	65
Dutchess County, New York	35	Nassau County, New York	67





New York County, New York	69	Schenectady County, New York	101
Niagara County, New York	71	Schoharie County, New York	103
Oneida County, New York	73	Schuyler County, New York	105
Onondaga County, New York	75	Seneca County, New York	107
Ontario County, New York	77	Steuben County, New York	109
Orange County, New York	79	Suffolk County, New York	111
Orleans County, New York	81	Sullivan County, New York	113
Oswego County, New York	83	Tioga County, New York	115
Otsego County, New York	85	Tompkins County, New York	117
Putnam County, New York	87	Ulster County, New York	119
Queens County, New York	89	Warren County, New York	121
Rensselaer County, New York	91	Washington County, New York	123
Richmond County, New York	93	Wayne County, New York	125
Rockland County, New York	95	Westchester County, New York	127
St. Lawrence County, New York	97	Wyoming County, New York	129
Saratoga County, New York	99	Yates County, New York	131

2012 Touchstones / KIDS COUNT:

All Data Are Local

The theme of the 2012 Touchstones / KIDS COUNT data book is all data are local. The Touchstones framework is a tool to help guide state and local efforts. The common set of goals and objectives cuts across all service systems and allows individuals and organizations with diverse missions to come together to improve conditions for children, youth and families. The Council on Children and Families (CCF) has continued its commitment to providing quality data with its true partnership with sister state agencies on the Kids' Well-being Indicators Clearinghouse (KWIC) and within the annual Touchstones / KIDS COUNT data book. The Annie E. Casey Foundation national KIDS COUNT program partially supports both KWIC and the annual data book and CCF is grateful for their support.

This year's data book visually combines data about the well-being of children in each county with information about local resources that support their healthy development (e.g., location of Women, Infant and Children (WIC) clinics). The CCF has explored different ways to provide sub-county (e.g., towns, cities, or local) data to KWIC users and to display data with a local resource proved most compelling to CCF and KWIC's focus group members. CCF has incorporated sub-county level data within a map in each county overview in this data book. While these data from the U.S. Census American Community Survey do have challenges with small numbers for several rural areas, the local context of the data provide a necessary glimpse into the community status to support planning to improve children's outcomes.

All data are local and knowledge of where necessary resources utilized by families are located in your community is even more essential. Therefore, the CCF has mapped a select number of community resources on the county map to show the relationship between the data and community assets. Women, Infant and Children Clinics (WIC), Head Start and Early Head Start programs and Department of Labor One-Stop programs are resources utilized by low-income families to improve their overall health, nutrition (WIC); to ensure quality child care (HS & EHS); and to gain necessary employment skills (DOL-One Stop). When families are able to gain access to better nutrition and guidance during pregnancy and early childhood about child care options and attain 20th Century employment skills, they prosper and their communities prosper as a result.

Healthy Communities, Healthy Families, Healthy Children. These are the goals of the Touchstones framework with a sound foundation set in early childhood and provision of supportive systems and services to our adolescents and young adults for a successful transition to adulthood. Data are essential tools to help analysis




of community strengths and needs in the ongoing policy discussions for systems improvement and economic development. The recent U.S. Census has provided New York with the last decade in statewide demographics and we wanted to bring current demographic data to our readers and KWIC users. Spotlighted in a pie chart for every county are age group distributions from the U.S. Census 2010. These data are helpful to school district and child care planners, as well as, nursing home and hospice care providers. CCF will add demographic data to the Touchstones Community section on KWIC.

The ability to highlight different regions in the state; to acknowledge the geographic service delivery areas can be helpful to planners and policymakers. KWIC has developed a tool that allows users to select multiple counties to create their own custom region with a calculated regional rate for most indicators. This regional data comparison is promoted in the 2012 Touchstones / KIDS COUNT data book using the New York State Department of Health designated regions with the adolescent pregnancies for females ages 15-17 indicator.

Another purposeful addition to KWIC is the KWIC VIEW that allows users to capture graphs and maps designed on KWIC for local slide presentations and meeting handouts. The KWIC VIEW feature is available on the both the indicator and graphing pages and it captures the images of the graph with narrative about the data indicator. This KWIC VIEW can then be included in a slide presentation or grant proposal or used as meeting handouts. Please see included KWIC VIEW examples on the next section of the 2012 Touchstones / KIDS COUNT data book.

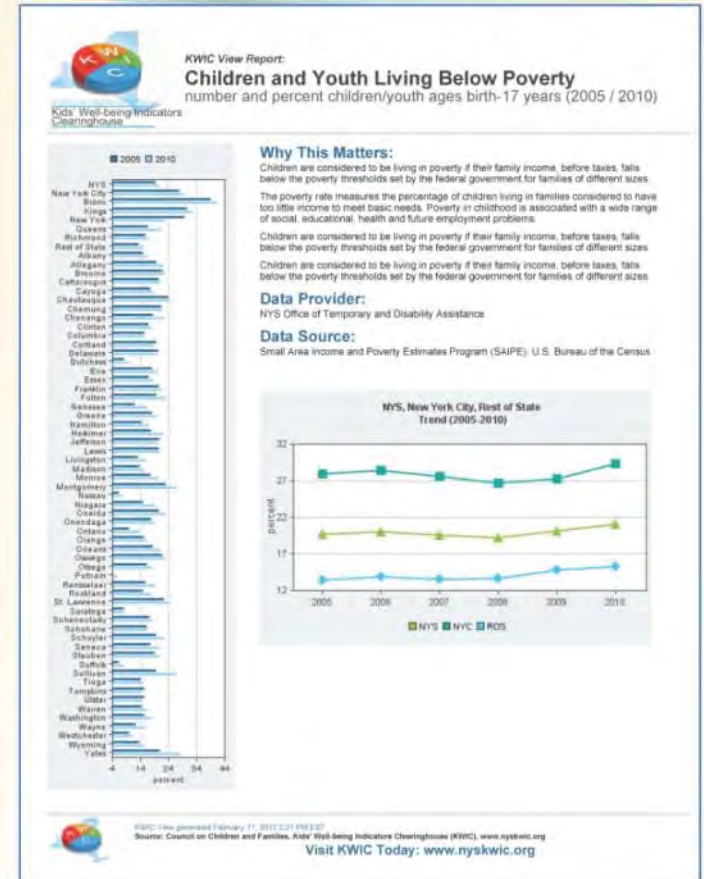
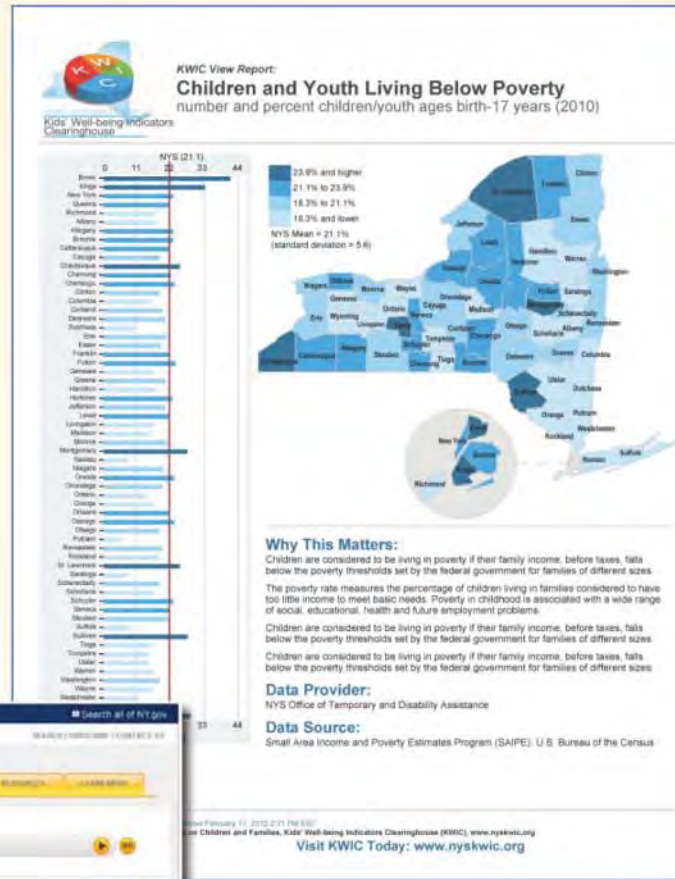
Data are critical as you work to find ways to serve children in these challenging times and local data can provide a nuanced view of your county's children and families. The Council on Children and Families will continue its commitment to improve outcomes for New York State's children and families by providing critical information and facilitating policy development, planning and greater accountability across the health, education and human services systems.



Announcing KWIC Views

KWIC Views are presentation-ready PDFs that are simple to create, print and share. Currently, there are two types of KWIC Views to choose.

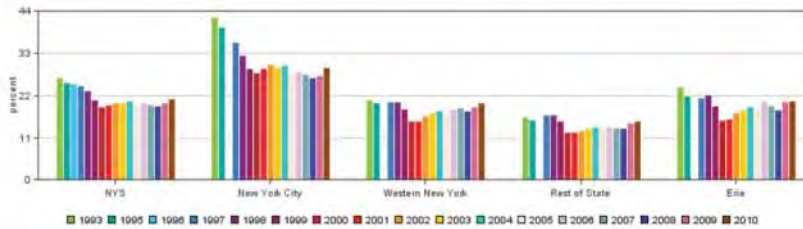
KWIC View of Indicators – The first page of this KWIC View presents the indicator for a given year. A bar chart displays the rate for each county and a vertical line depicts the statewide mean. The map provides another visual comparison across counties with intervals for the maps based on the state mean and standard deviations from the mean. The second page of this KWIC View shows change over time. The bar chart displays changes in the indicator between the base year and current year. A trend line is included showing change over time for New York State, New York City and Rest of State. Both pages include information about the significance of the indicator (Why it Matters) as well as the data source and data provider for the indicator.



To generate this KWIC View, generate an indicator report and simply click the KWIC View link as shown.



KWIC View Report:
Children and Youth Living Below Poverty
 number and percent children/youth ages birth-17 years



Region	1993	1995	1996	1997	1998	1999	2000	2001	2002	2003	2004	2005	2006	2007	2008	2009	2010
NYS	26.7	25.4	25.2	24.7	23.3	21.0	19.1	19.5	20.2	20.2	20.8	19.7	20.1	19.6	19.3	20.2	21.1
New York City	42.5	39.9	N/A	36.0	32.6	29.2	28.1	29.1	30.1	29.3	30.0	28.0	28.4	27.6	26.7	27.3	29.4
Western New York	20.9	20.1	N/A	20.3	20.4	18.5	15.4	15.4	16.6	17.4	18.0	17.6	18.7	18.8	18.0	19.2	20.1
Rest of State	16.4	15.8	N/A	17.1	17.0	15.3	12.6	12.6	12.9	13.5	13.9	13.5	13.9	13.6	13.7	14.8	15.3
Erie	24.3	22.0	N/A	21.5	22.3	19.4	15.8	16.0	17.6	18.2	19.0	18.5	20.7	19.3	18.4	20.5	20.6

Why This Matters:

Children are considered to be living in poverty if their family income, before taxes, falls below the poverty thresholds set by the federal government for families of different sizes.

The poverty rate measures the percentage of children living in families considered to have too little income to meet basic needs. Poverty in childhood is associated with a wide range of social, educational, health and future employment problems.

Children are considered to be living in poverty if their family income, before taxes, falls below the poverty thresholds set by the federal government for families of different sizes.

Children are considered to be living in poverty if their family income, before taxes, falls below the poverty thresholds set by the federal government for families of different sizes.

Data Provider:

NYS Office of Temporary and Disability Assistance

Data Source:

Small Area Income and Poverty Estimates Program (SAIPE); U.S. Bureau of the Census

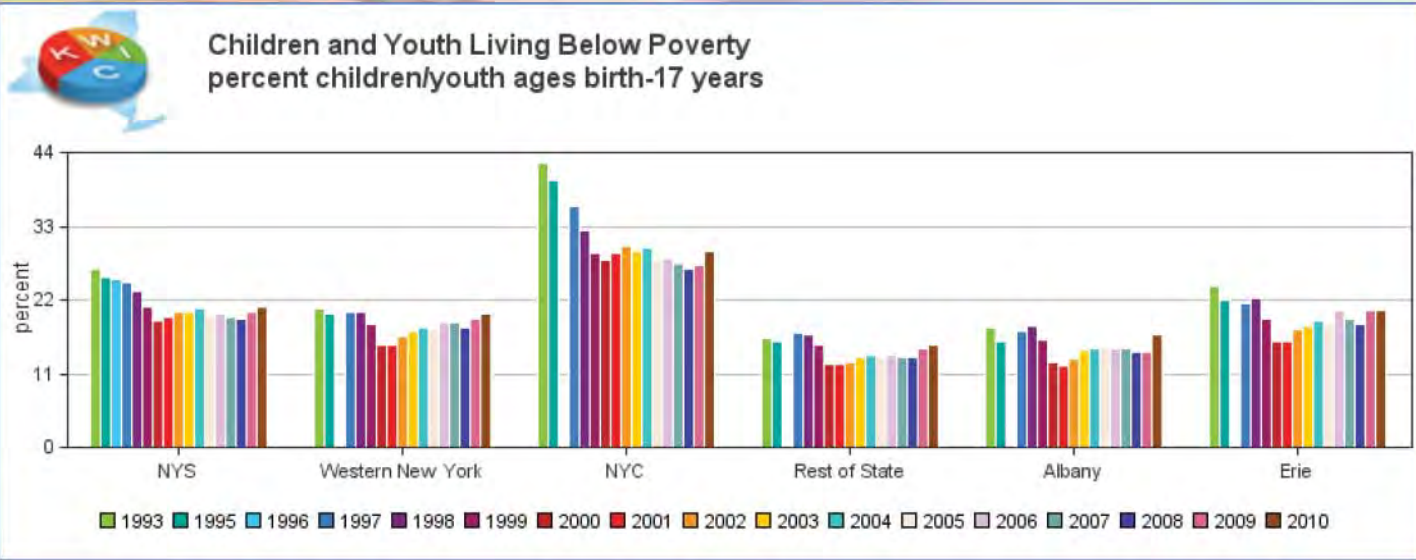


KWIC View generated February 22, 2012 8:50 AM EST
 Source: Council on Children and Families, Kids' Well-being Indicators Clearinghouse (KWIC), www.nyskwic.org
 Visit KWIC Today: www.nyskwic.org

Custom KWIC View – This KWIC View allows you to print a presentation-ready PDF of your custom query. The custom query lets you choose an indicator, year(s) and county(ies). This KWIC View displays your selections as a bar chart and data table along with supporting narrative documentation. If logged into your MyKWIC account, you can also create and display regional data in this KWIC View.

To generate this KWIC View, go to the Data Tools tab and select Custom Query. Follow the steps to create a custom query and simply click the KWIC View link as shown.





Save/Print Charts and Graphs –
You will also notice when viewing charts and graphs that there is a Save Chart Link. It is now very simply to save, print, or use KWIC charts and graphs in Word and Powerpoint.

New York State | State Agencies | Search all of NY.gov

SEARCH | SUBSCRIBE | CONTACT US

HOME ABOUT KWIC GET DATA DATA TOOLS RESOURCES LEARN MORE

Custom Query
Custom Query Results.

Step 1: Indicators Step 2: Years Step 3: Counties Summary Results

Save this query to MyKWIC Download Data

Children and Youth Living Below Poverty:
number and percent children/youth ages birth-17 years

Save Chart

Region	1993	1995	1996	1997	1998	1999	2000	2001	2002	2003	2004	2005	2006
New York State	24	23	22	21	20	19	18	17	18	19	18	17	16
Western New York	19	18	17	16	15	14	13	14	15	16	17	18	19
New York City	38	36	34	32	30	28	26	25	26	27	28	29	30
Rest of State	15	14	13	12	11	10	11	12	13	14	15	16	17
Albany	16	15	14	13	12	11	10	11	12	13	14	15	16
Erie	22	21	20	19	18	17	16	15	16	17	18	19	20

Narrative Data Sources Life Area: Economic Security Graph KWIC View

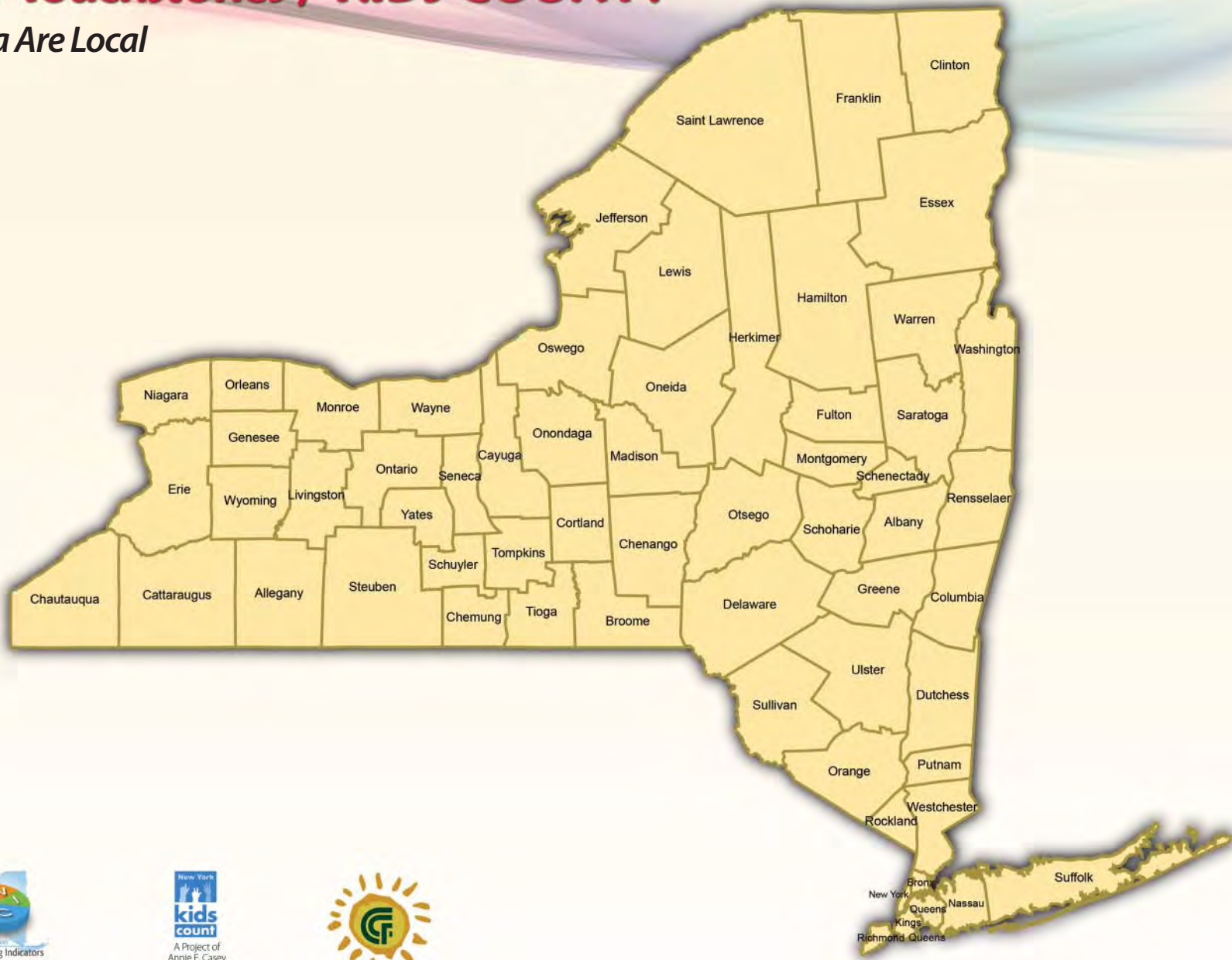
To save or print charts, simply click the Save Chart link as shown.



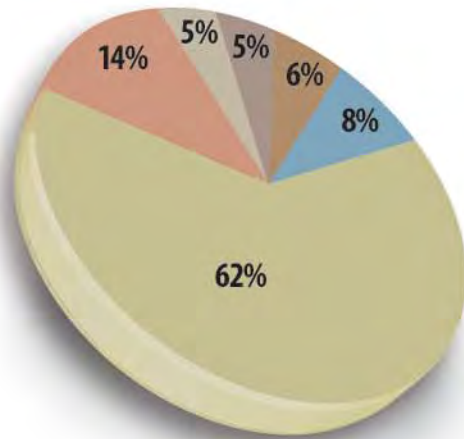
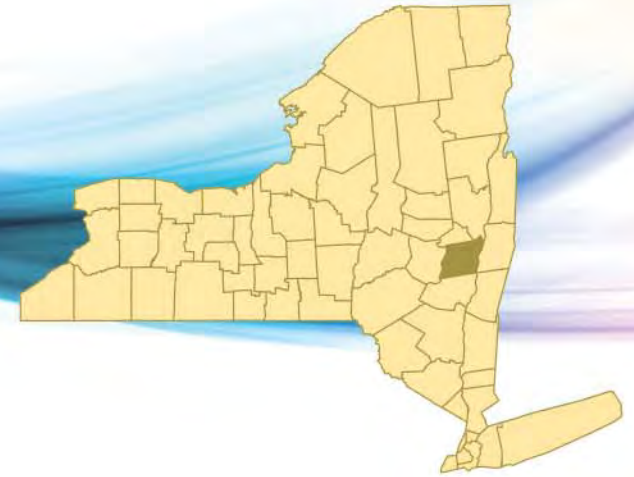
We would like to acknowledge Robin Miller for her skill and dedication in the development of the maps presented in this year's data book.

2012 Touchstones / KIDS COUNT:

All Data Are Local



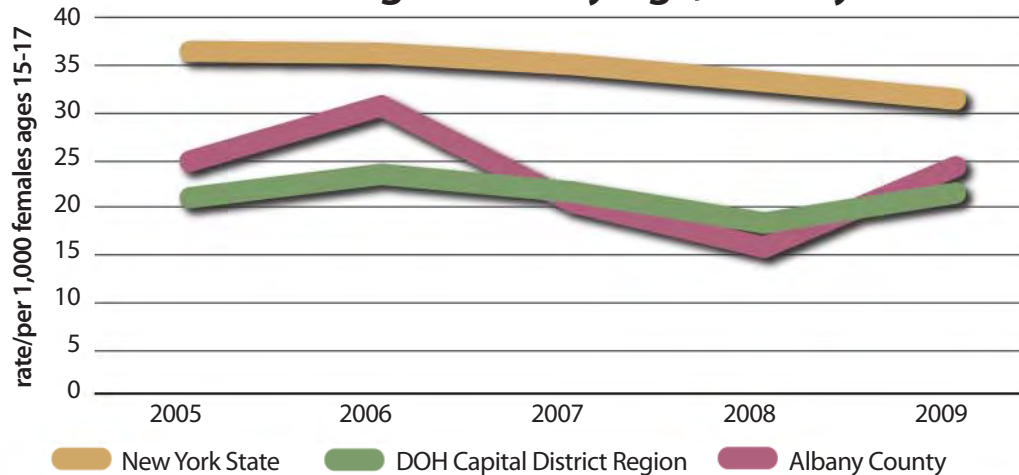
ALBANY COUNTY



Age Distribution in Albany County, 2010⁽¹⁾

- Under 5 years
- 5 to 9 years
- 10 to 14 years
- 15 to 19 years
- 20 to 64 years
- 65+

Adolescent Pregnancies by Age, 15-17 years⁽²⁾



Data Sources:

(1) U.S. Census, American Community Survey, 2006-2010.

(2) Council on Children and Families, Kids' Well-being Indicators Clearinghouse (KWIC) at www.nyskwic.org.

Albany County

Veterans **9.2%**
(25+ years old)⁽¹⁾

Bachelor's Degree **37.6%**
(25+ years old)⁽¹⁾

Childhood Poverty **17%**
(0 - 17 years old)⁽²⁾

Infant Mortality **8.5 per 1,000**
(live births)⁽²⁾

DWI **45.8 per 10,000**
(16 - 21 years old)⁽²⁾

Foster Care Admissions **2.5 per 1,000**
(children under 18)⁽²⁾






Unemployment **7.2%**
(16+ years old)⁽²⁾

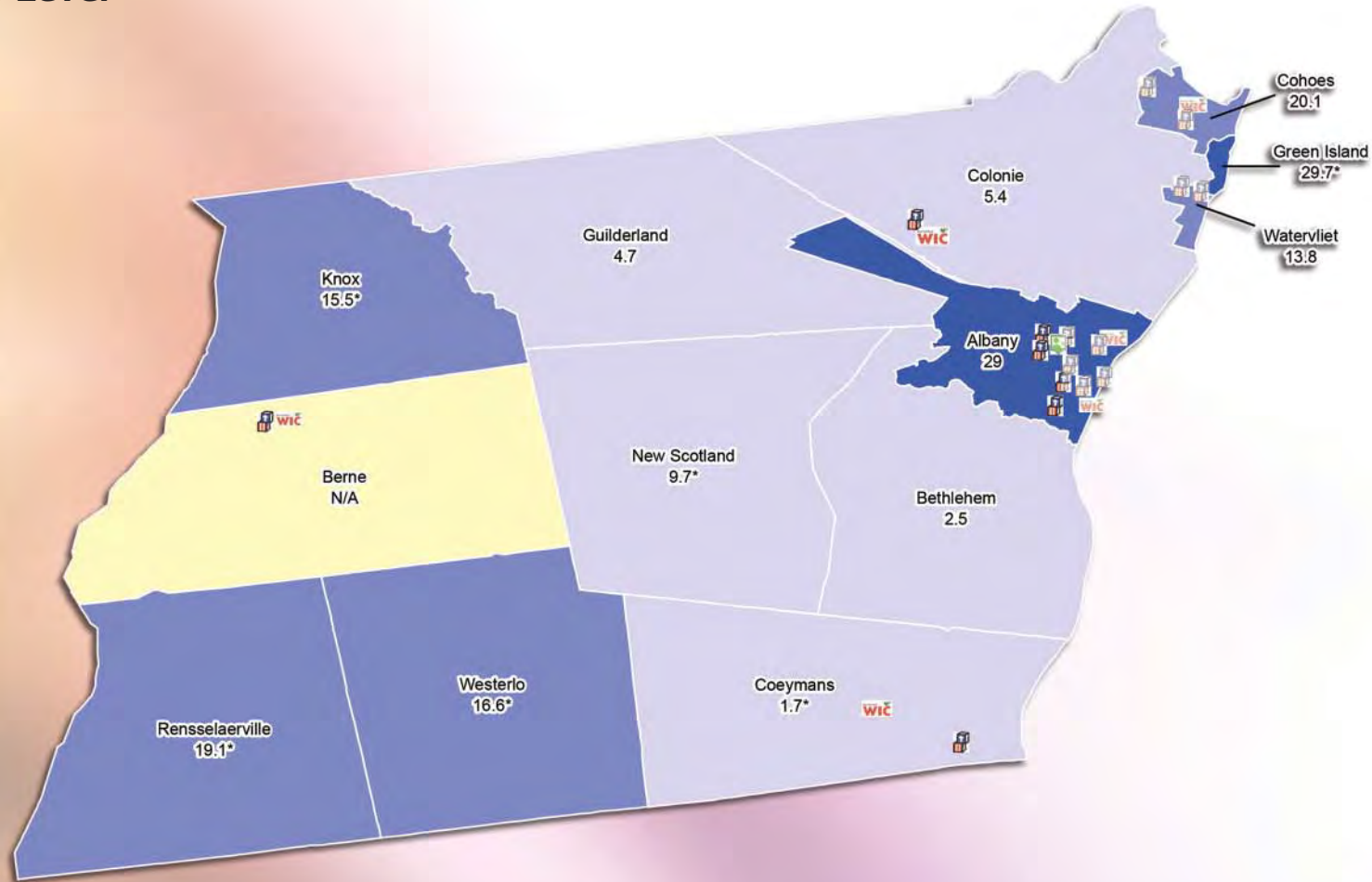
Percent of Families with Related Children Living At or Below Poverty Level

Assets


-  WIC (6)
-  DOL One Stop (1)
-  Head Start (16)
-  Early Head Start (0)

Percent Poverty

-  37.6 - 50.5
-  25.1 - 37.5
-  12.6 - 25.0
-  1.0 - 12.5
-  No Data Available



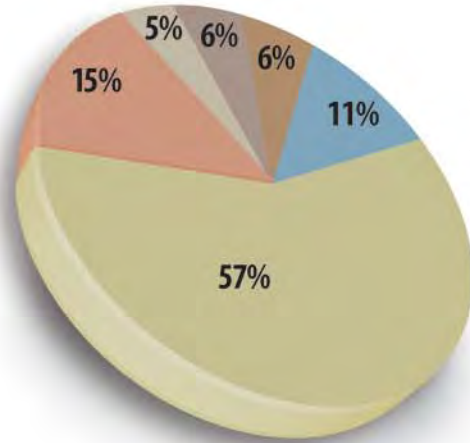
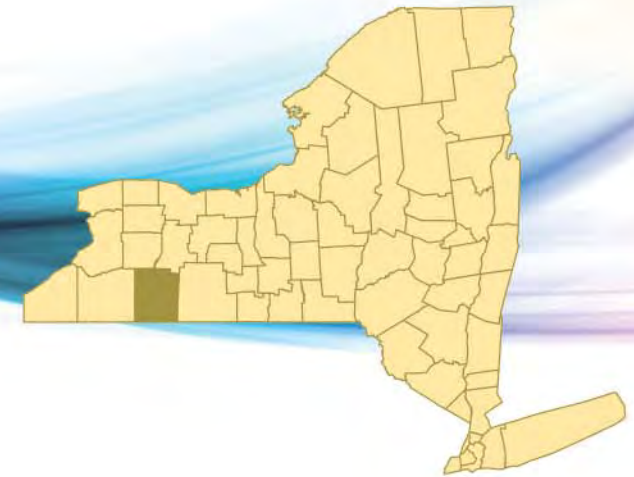
NEW YORK KIDS COUNT
2012 Data Book



www.nyskwic.org

Data Sources: U.S. Census, Table B1710, 2006-2010 American Community Survey.
 *Estimate based on small sample of the population, may not be statistically reliable.
 WIC - NYS Department of Health, March 2012
 DOL One Stop - NYS Department of Labor, March 2012
 Head Start and Early Head Start - Administration for Children and Families, Region II, March 2012

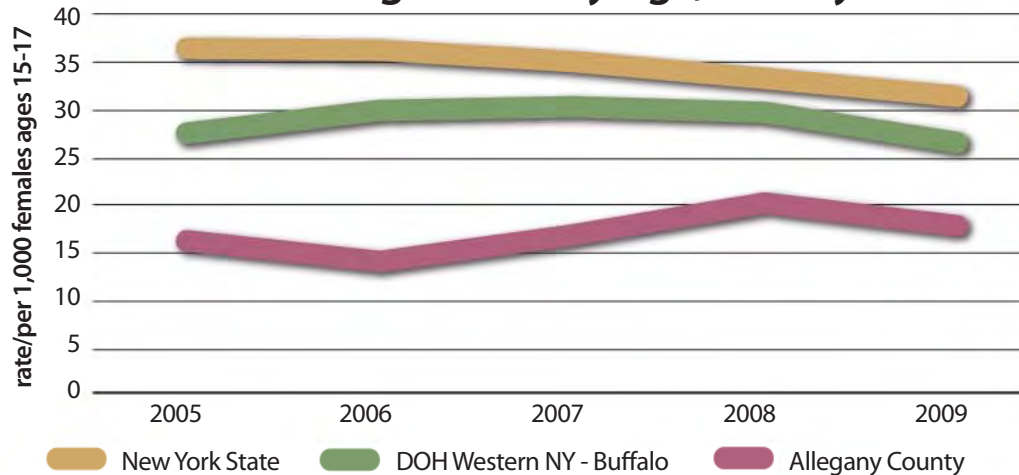
ALLEGANY COUNTY



Age Distribution in Allegany County, 2010⁽¹⁾

- Under 5 years
- 5 to 9 years
- 10 to 14 years
- 15 to 19 years
- 20 to 64 years
- 65+

Adolescent Pregnancies by Age, 15-17 years⁽²⁾



Allegany County

Veterans **11.8%**
(25+ years old)⁽¹⁾

Bachelor's Degree **18.6%**
(25+ years old)⁽¹⁾

Childhood Poverty **22.5%**
(0 - 17 years old)⁽²⁾

Infant Mortality **4.5 per 1,000**
(live births)⁽²⁾

DWI **51.4 per 10,000**
(16 - 21 years old)⁽²⁾

Foster Care Admissions **2.1 per 1,000**
(children under 18)⁽²⁾

Unemployment **9.4%**
(16+ years old)⁽²⁾

Data Sources:

(1) U.S. Census, American Community Survey, 2006-2010.

(2) Council on Children and Families, Kids' Well-being Indicators Clearinghouse (KWIC) at www.nyskwic.org.

Percent of Families with Related Children Living At or Below Poverty Level

Assets

- WIC (9)
- DOL One Stop (1)
- Head Start (9)
- Early Head Start (6)

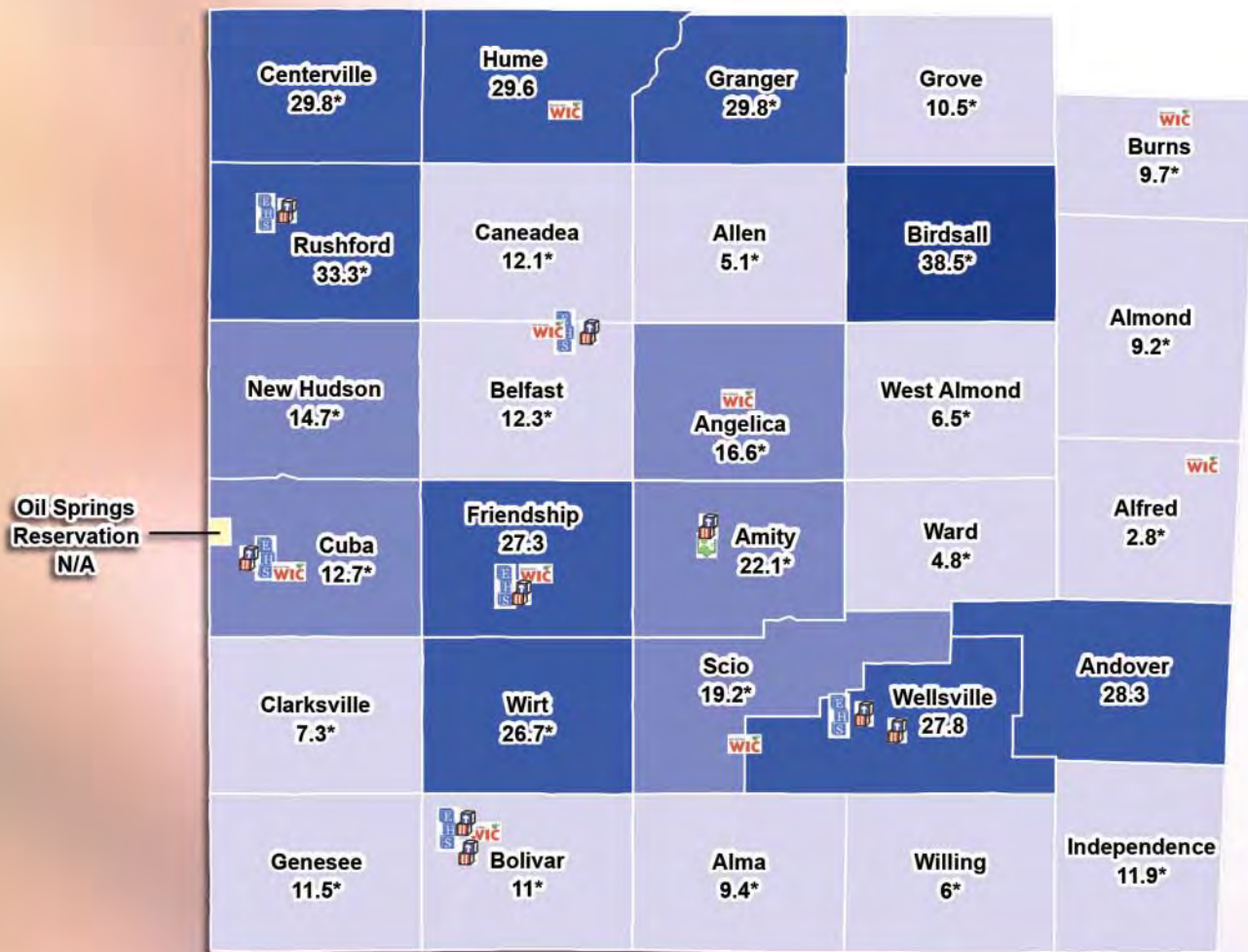
Percent Poverty

- 37.6 - 50.5
- 25.1 - 37.5
- 12.6 - 25.0
- 1.0 - 12.5
- No Data Available

NEW YORK KIDS COUNT
2012 Data Book

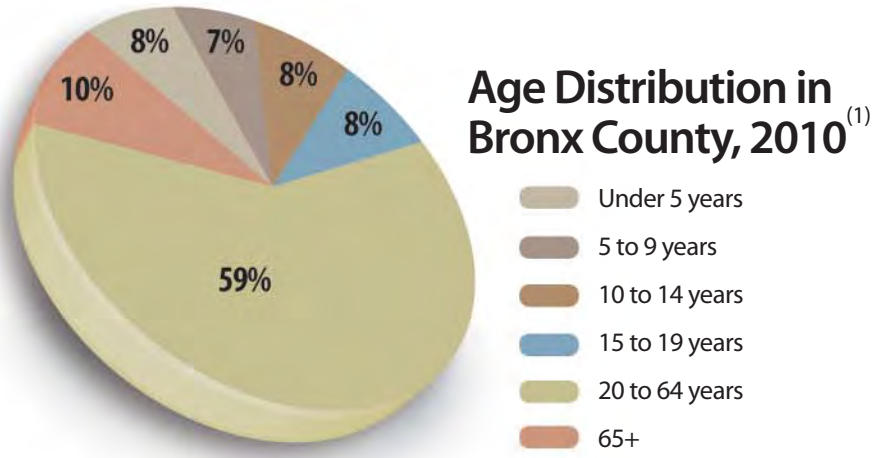
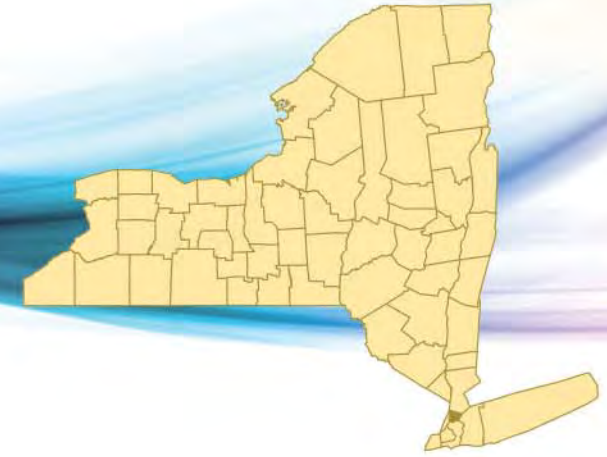


www.nyskwic.org



Data Sources: U.S. Census, Table B1710, 2006-2010 American Community Survey.
 *Estimate based on small sample of the population, may not be statistically reliable.
 WIC - NYS Department of Health, March 2012
 DOL One Stop - NYS Department of Labor, March 2012
 Head Start and Early Head Start - Administration for Children and Families, Region II, March 2012

BRONX COUNTY



Bronx County

Veterans **4%**
(25+ years old) ⁽¹⁾

Bachelor's Degree **17.6%**
(25+ years old) ⁽¹⁾

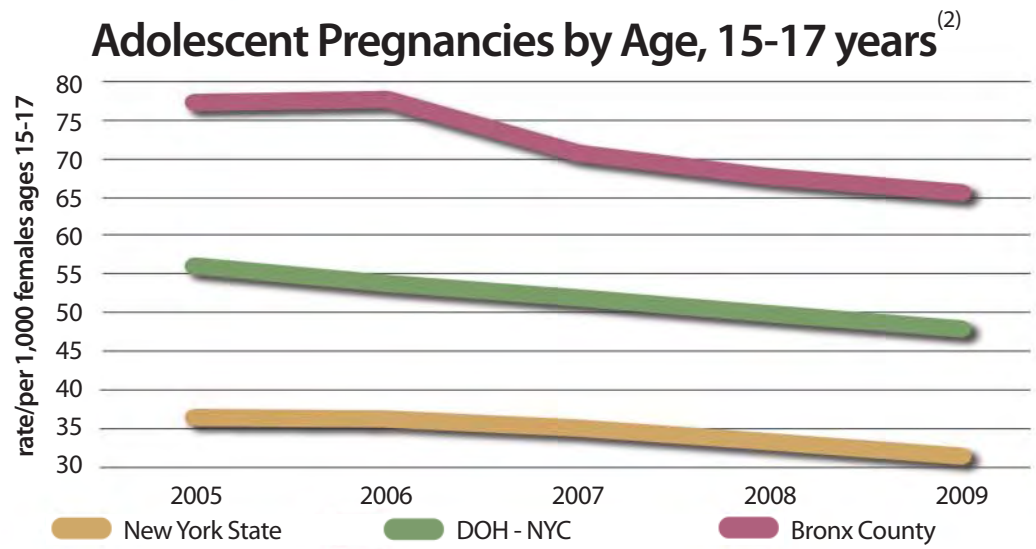
Childhood Poverty **41.3%**
(0 - 17 years old) ⁽²⁾

Infant Mortality **6.3 per 1,000**
(live births) ⁽²⁾

DWI **4.4 per 10,000**
(16 - 21 years old) ⁽²⁾

Foster Care Admissions **N/A per 1,000**
(children under 18) ⁽²⁾





Unemployment **12.8%**
(16+ years old) ⁽²⁾







Data Sources:
 (1) U.S. Census, American Community Survey, 2006-2010.
 (2) Council on Children and Families, Kids' Well-being Indicators Clearinghouse (KWIC) at www.nyskwic.org.

Percent of Families with Related Children Living At or Below Poverty Level

Assets

-  WIC (22)
-  DOL One Stop (2)
-  Head Start (65)
-  Early Head Start (5)

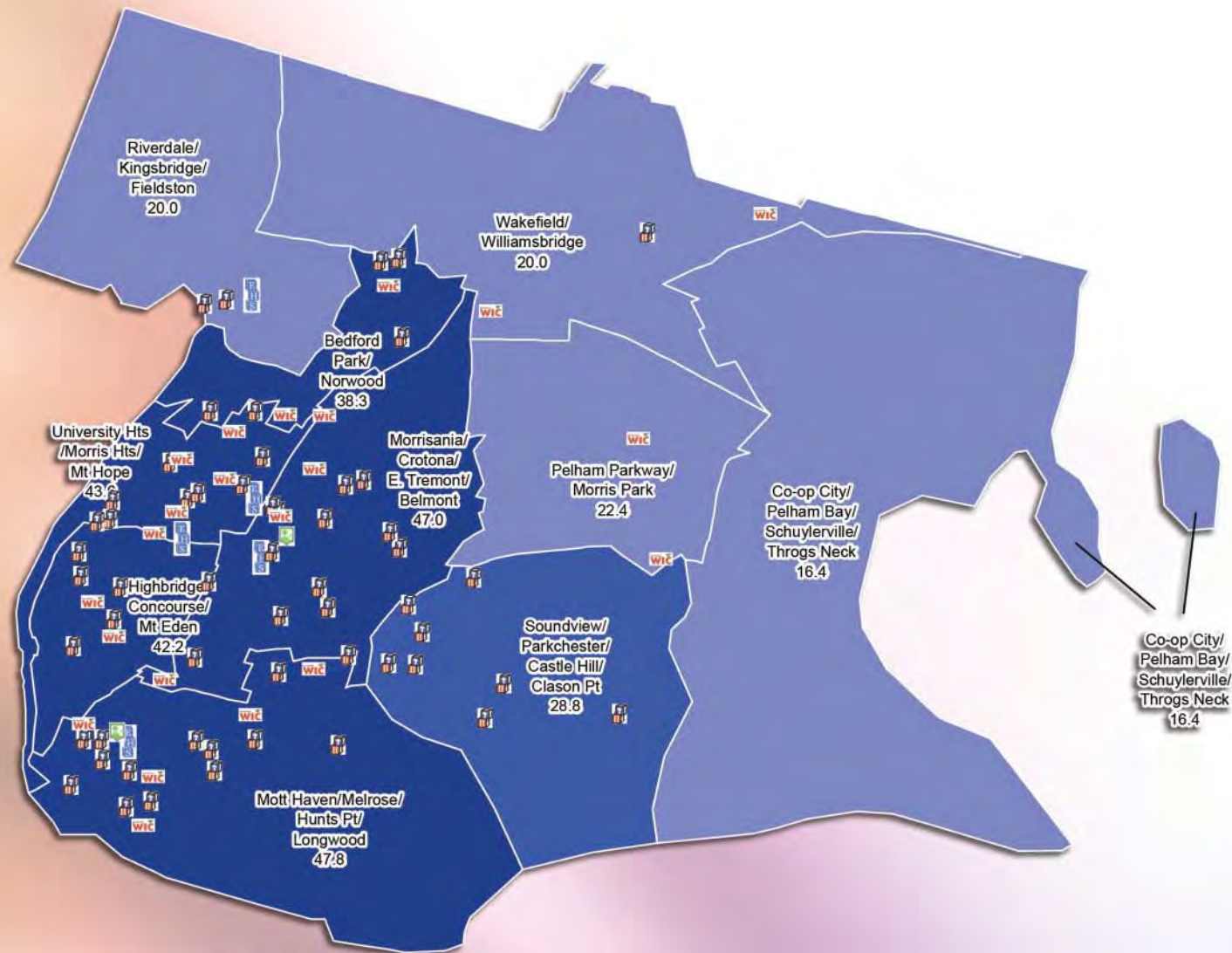
Percent Poverty

-  37.6 - 50.5
-  25.1 - 37.5
-  12.6 - 25.0
-  1.0 - 12.5

NEW YORK KIDS COUNT
2012 Data Book



www.nyskwic.org



Data Sources: U.S. Census, Table B1710, 2006-2010 American Community Survey.

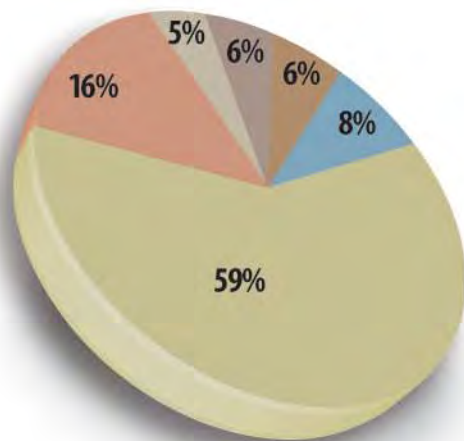
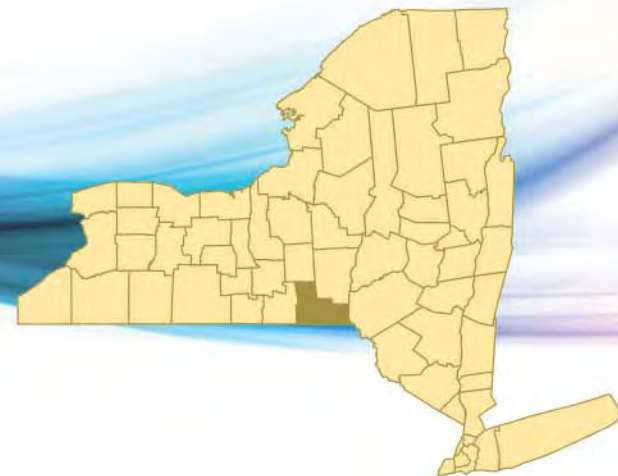
*Estimate based on small sample of the population, may not be statistically reliable.

WIC - NYS Department of Health, March 2012

DOL One Stop - NYS Department of Labor, March 2012

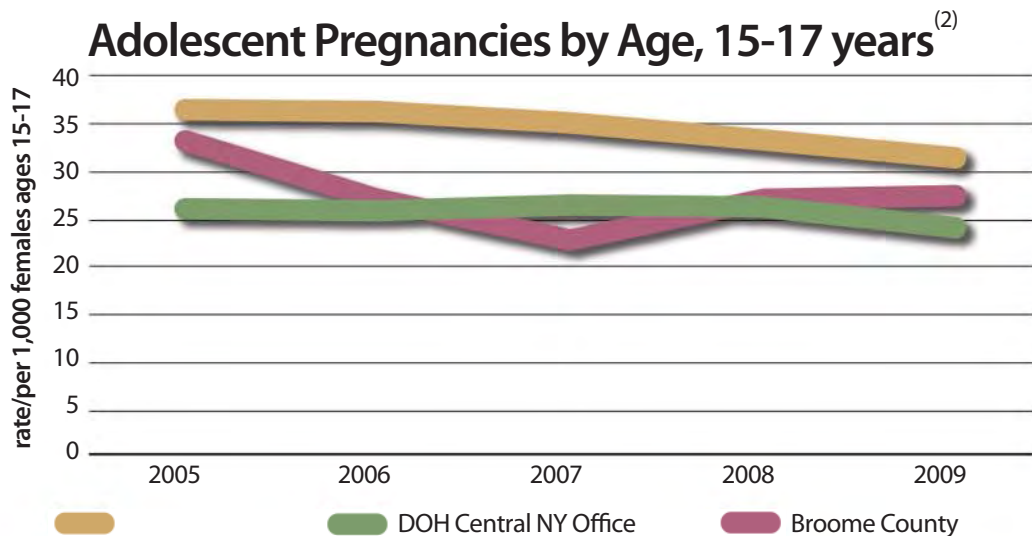
Head Start and Early Head Start - Administration for Children and Families, Region II, March 2012

BROOME COUNTY



Age Distribution in Broome County, 2010⁽¹⁾

- Under 5 years
- 5 to 9 years
- 10 to 14 years
- 15 to 19 years
- 20 to 64 years
- 65+



Data Sources:

(1) U.S. Census, American Community Survey, 2006-2010.

(2) Council on Children and Families, Kids' Well-being Indicators Clearinghouse (KWIC) at www.nyskwic.org.

Broome County

Veterans **10.5%**
(25+ years old)⁽¹⁾

Bachelor's Degree **25.1%**
(25+ years old)⁽¹⁾

Childhood Poverty **22.8%**
(0 - 17 years old)⁽²⁾

Infant Mortality **11 per 1,000**
(live births)⁽²⁾

DWI **45.6 per 10,000**
(16 - 21 years old)⁽²⁾

Foster Care Admissions **3.7 per 1,000**
(children under 18)⁽²⁾





Unemployment **8.8%**
(16+ years old)⁽²⁾

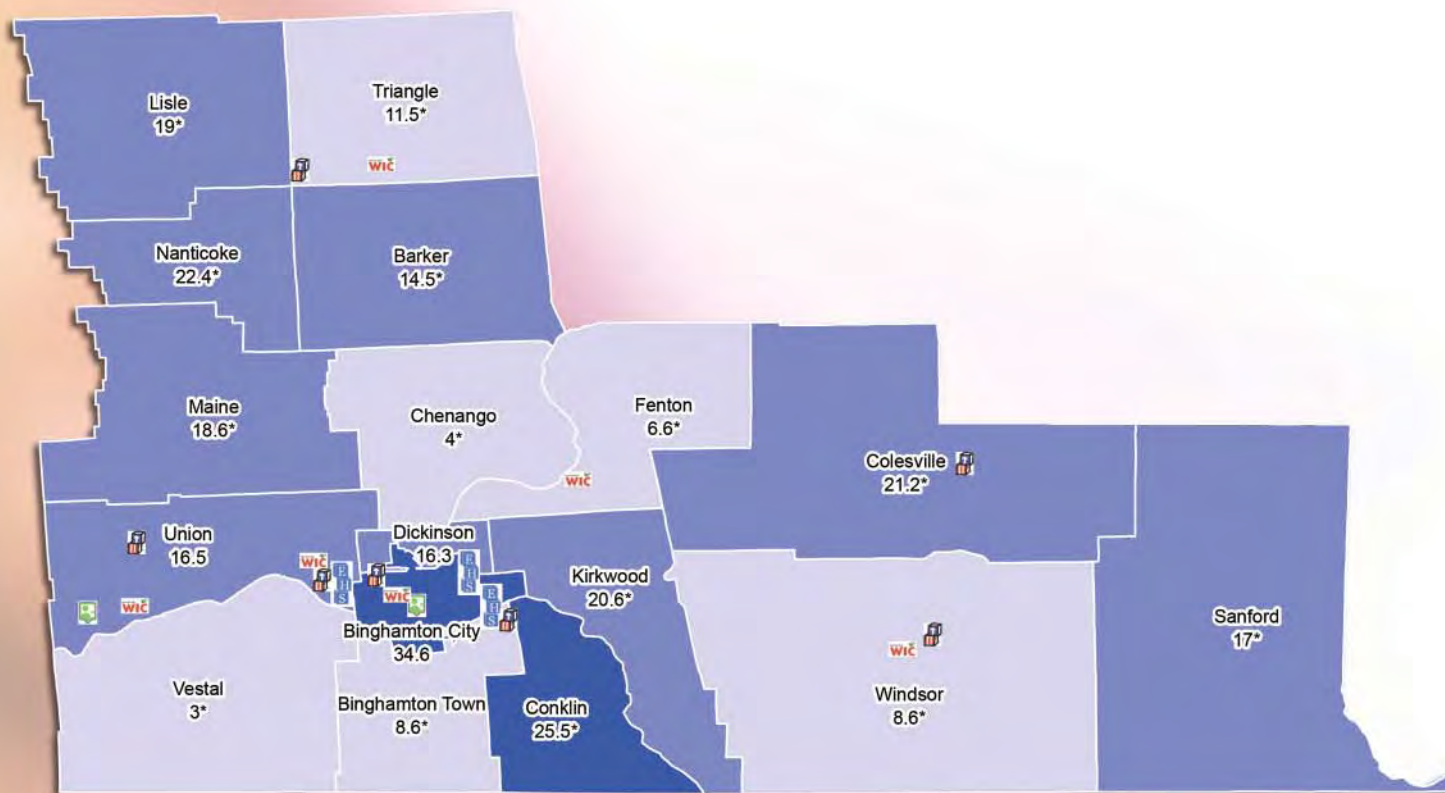
Percent of Families with Related Children Living At or Below Poverty Level

Assets

-  WIC (6)
-  DOL One Stop (2)
-  Head Start (7)
-  Early Head Start (3)

Percent Poverty

-  37.6 - 50.5
-  25.1 - 37.5
-  12.6 - 25.0
-  1.0 - 12.5



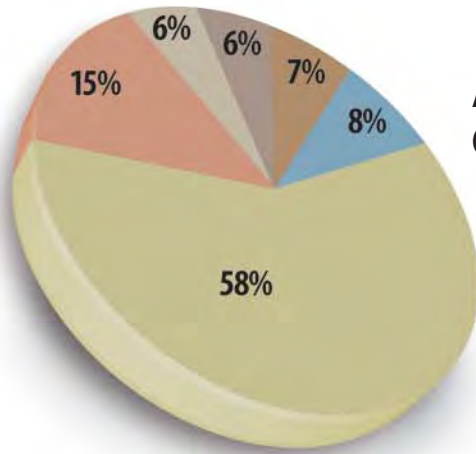
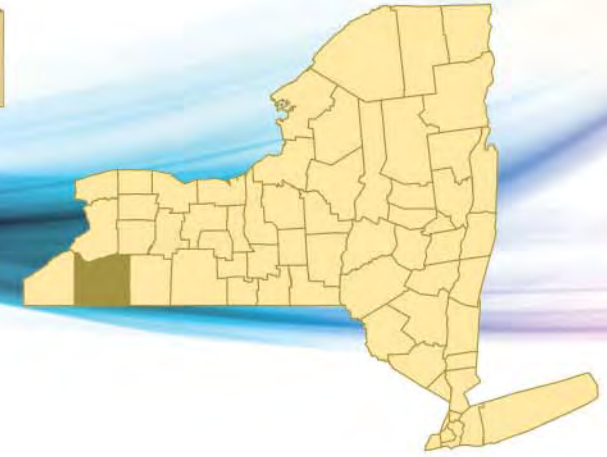
NEW YORK KIDS COUNT
2012 Data Book



www.nyskwic.org

Data Sources: U.S. Census, Table B1710, 2006-2010 American Community Survey.
 *Estimate based on small sample of the population, may not be statistically reliable.
 WIC - NYS Department of Health, March 2012
 DOL One Stop - NYS Department of Labor, March 2012
 Head Start and Early Head Start - Administration for Children and Families, Region II, March 2012

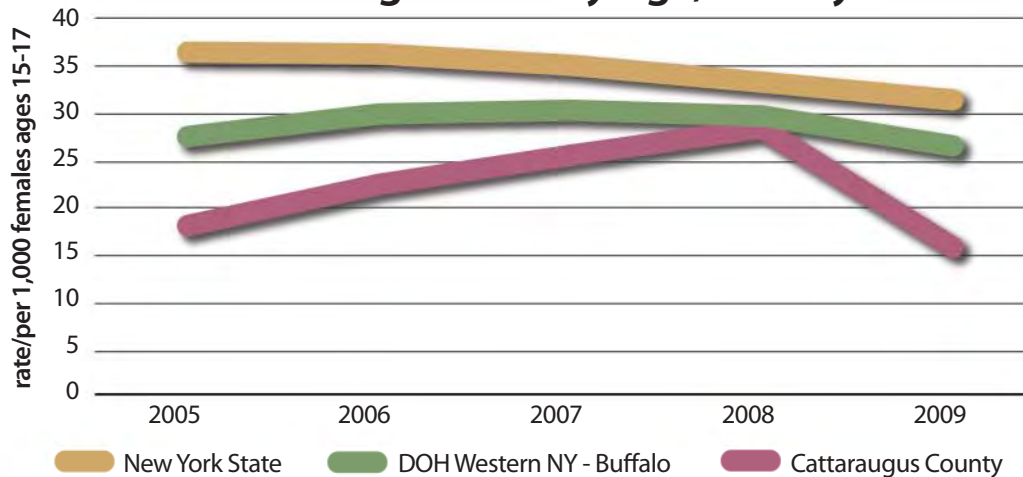
CATTARAUGUS COUNTY



Age Distribution in Cattaraugus County, 2010⁽¹⁾

- Under 5 years
- 5 to 9 years
- 10 to 14 years
- 15 to 19 years
- 20 to 64 years
- 65+

Adolescent Pregnancies by Age, 15-17 years⁽²⁾



Cattaraugus County

Veterans **12.7%**
(25+ years old)⁽¹⁾

Bachelor's Degree **18.1%**
(25+ years old)⁽¹⁾

Childhood Poverty **21.5%**
(0 - 17 years old)⁽²⁾

Infant Mortality **7.4 per 1,000**
(live births)⁽²⁾

DWI **56.7 per 10,000**
(16 - 21 years old)⁽²⁾

Foster Care Admissions **3.7 per 1,000**
(children under 18)⁽²⁾

Unemployment **9.1%**
(16+ years old)⁽²⁾


Data Sources:

(1) U.S. Census, American Community Survey, 2006-2010.






(2) Council on Children and Families, Kids' Well-being Indicators Clearinghouse (KWIC) at www.nyskwic.org.

Percent of Families with Related Children Living At or Below Poverty Level

Assets

-  WIC (8)
-  DOL One Stop (1)
-  Head Start (6)
-  Early Head Start (1)

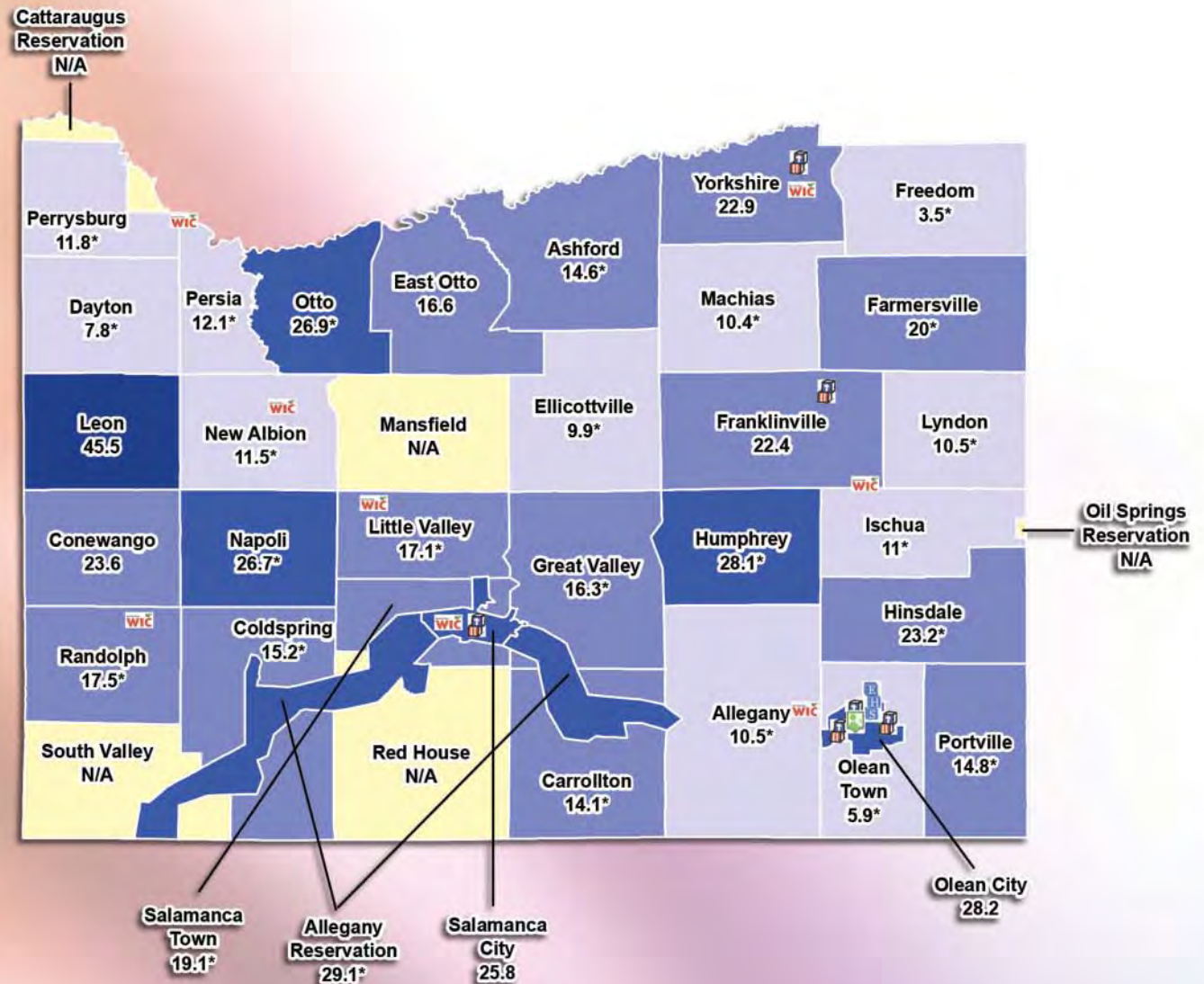
Percent Poverty

-  37.6 - 50.5
-  25.1 - 37.5
-  12.6 - 25.0
-  1.0 - 12.5
-  No Data Available

NEW YORK KIDS COUNT
2012 Data Book



www.nyskwic.org



Data Sources: U.S. Census, Table B1710, 2006-2010 American Community Survey.

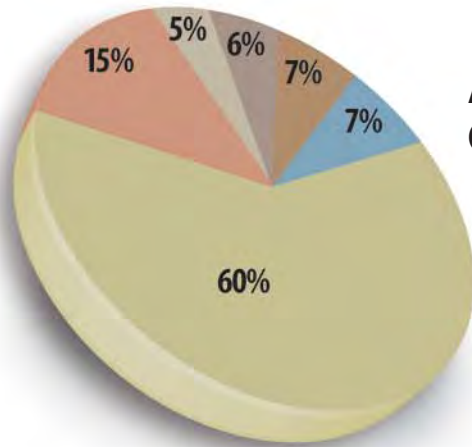
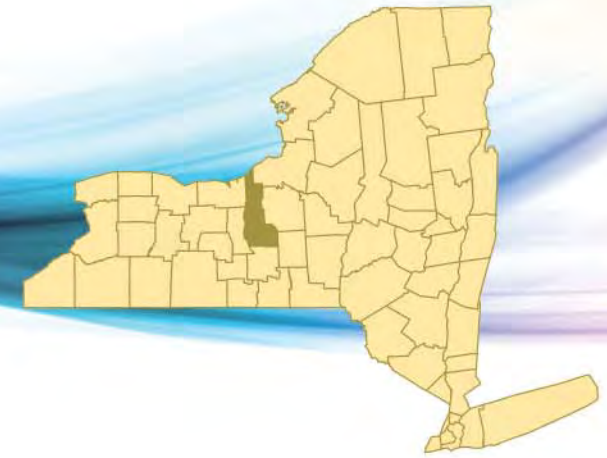
*Estimate based on small sample of the population, may not be statistically reliable.

WIC - NYS Department of Health, March 2012

DOL One Stop - NYS Department of Labor, March 2012

Head Start and Early Head Start - Administration for Children and Families, Region II, March 2012

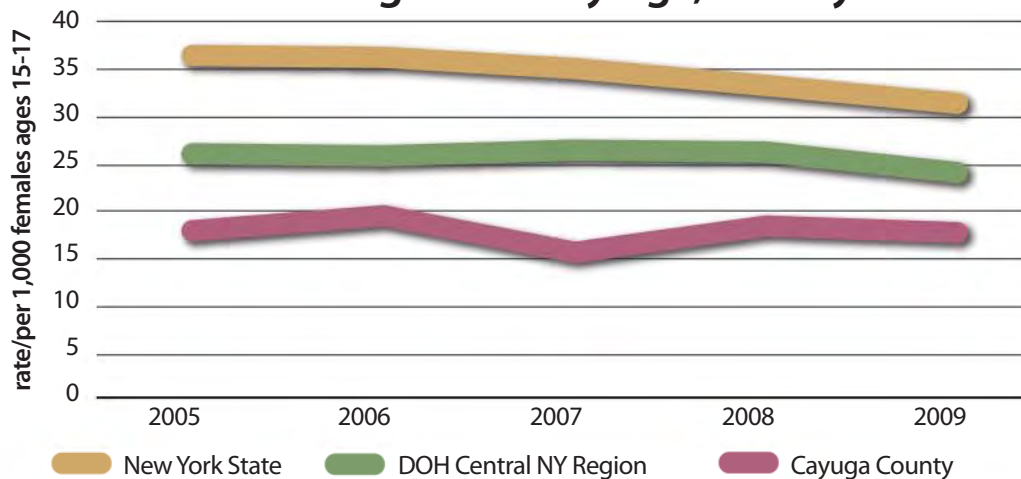
CAYUGA COUNTY



Age Distribution in Cayuga County, 2010⁽¹⁾

- Under 5 years
- 5 to 9 years
- 10 to 14 years
- 15 to 19 years
- 20 to 64 years
- 65+

Adolescent Pregnancies by Age, 15-17 years⁽²⁾



Cayuga County

Veterans **11%**
(25+ years old)⁽¹⁾

Bachelor's Degree **18.4%**
(25+ years old)⁽¹⁾

Childhood Poverty **18.4%**
(0 - 17 years old)⁽²⁾

Infant Mortality **5.7 per 1,000**
(live births)⁽²⁾

DWI **42.2 per 10,000**
(16 - 21 years old)⁽²⁾

Foster Care Admissions **4 per 1,000**
(children under 18)⁽²⁾

Unemployment **8.3 %**
(16+ years old)⁽²⁾

Data Sources:

(1) U.S. Census, American Community Survey, 2006-2010.





(2) Council on Children and Families, Kids' Well-being Indicators Clearinghouse (KWIC) at www.nyskwic.org.

Percent of Families with Related Children Living At or Below Poverty Level

Assets

-  WIC (3)
-  DOL One Stop (1)
-  Head Start (6)
-  Early Head Start (2)

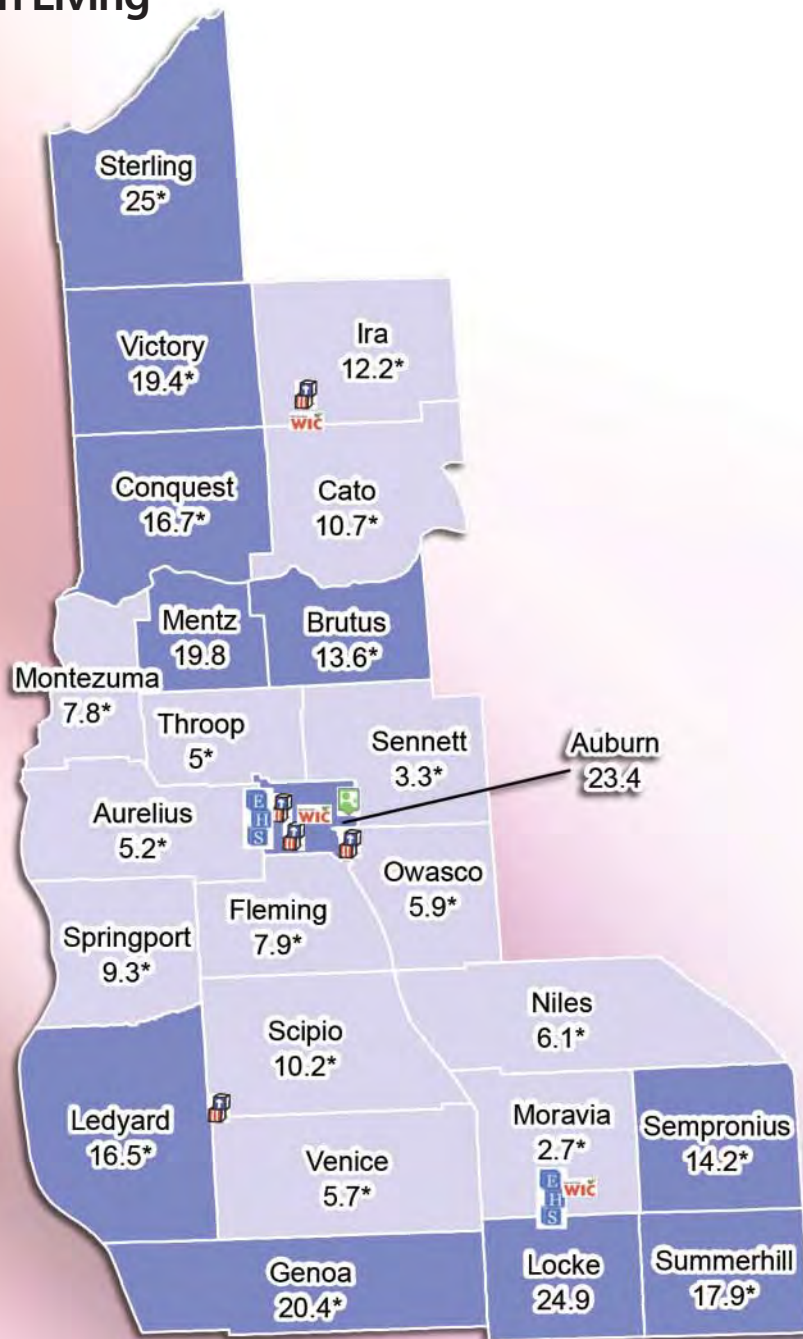
Percent Poverty

-  37.6 - 50.5
-  25.1 - 37.5
-  12.6 - 25.0
-  1.0 - 12.5

NEW YORK KIDS COUNT
2012 Data Book



www.nyskwic.org



Data Sources: U.S. Census, Table B1710, 2006-2010 American Community Survey.

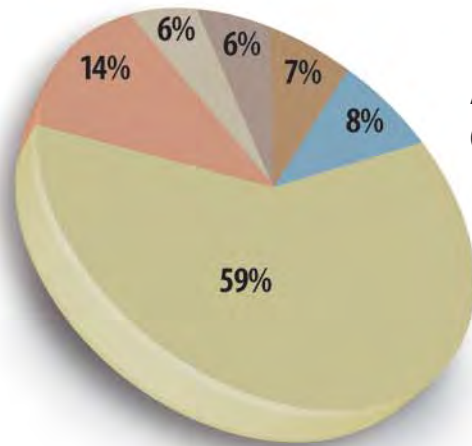
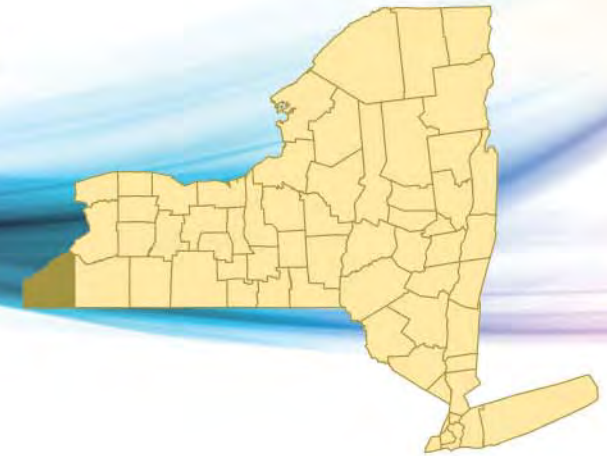
*Estimate based on small sample of the population, may not be statistically reliable.

WIC - NYS Department of Health, March 2012

DOL One Stop - NYS Department of Labor, March 2012

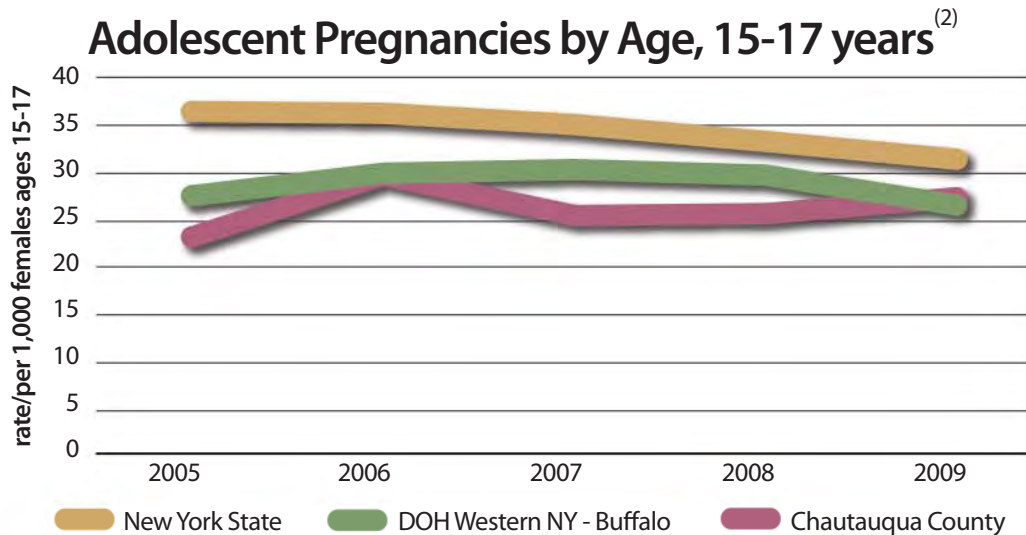
Head Start and Early Head Start - Administration for Children and Families, Region II, March 2012

CHAUTAUQUA COUNTY



Age Distribution in Chautauqua County, 2010⁽¹⁾

- Under 5 years
- 5 to 9 years
- 10 to 14 years
- 15 to 19 years
- 20 to 64 years
- 65+



Adolescent Pregnancies by Age, 15-17 years⁽²⁾

rate/per 1,000 females ages 15-17

- New York State
- DOH Western NY - Buffalo
- Chautauqua County

Data Sources:

(1) U.S. Census, American Community Survey, 2006-2010.

(2) Council on Children and Families, Kids' Well-being Indicators Clearinghouse (KWIC) at www.nyskwic.org.

Chautauqua County

Veterans **12.1%**
(25+ years old)⁽¹⁾

Bachelor's Degree **20.3%**
(25+ years old)⁽¹⁾

Childhood Poverty **24.8%**
(0 - 17 years old)⁽²⁾

Infant Mortality **7.8 per 1,000**
(live births)⁽²⁾

DWI **68.3 per 10,000**
(16 - 21 years old)⁽²⁾

Foster Care Admissions **2.9 per 1,000**
(children under 18)⁽²⁾






Unemployment **8.8%**
(16+ years old)⁽²⁾

Percent of Families with Related Children Living At or Below Poverty Level

Assets

-  WIC (3)
-  DOL One Stop (3)
-  Head Start (6)
-  Early Head Start (3)

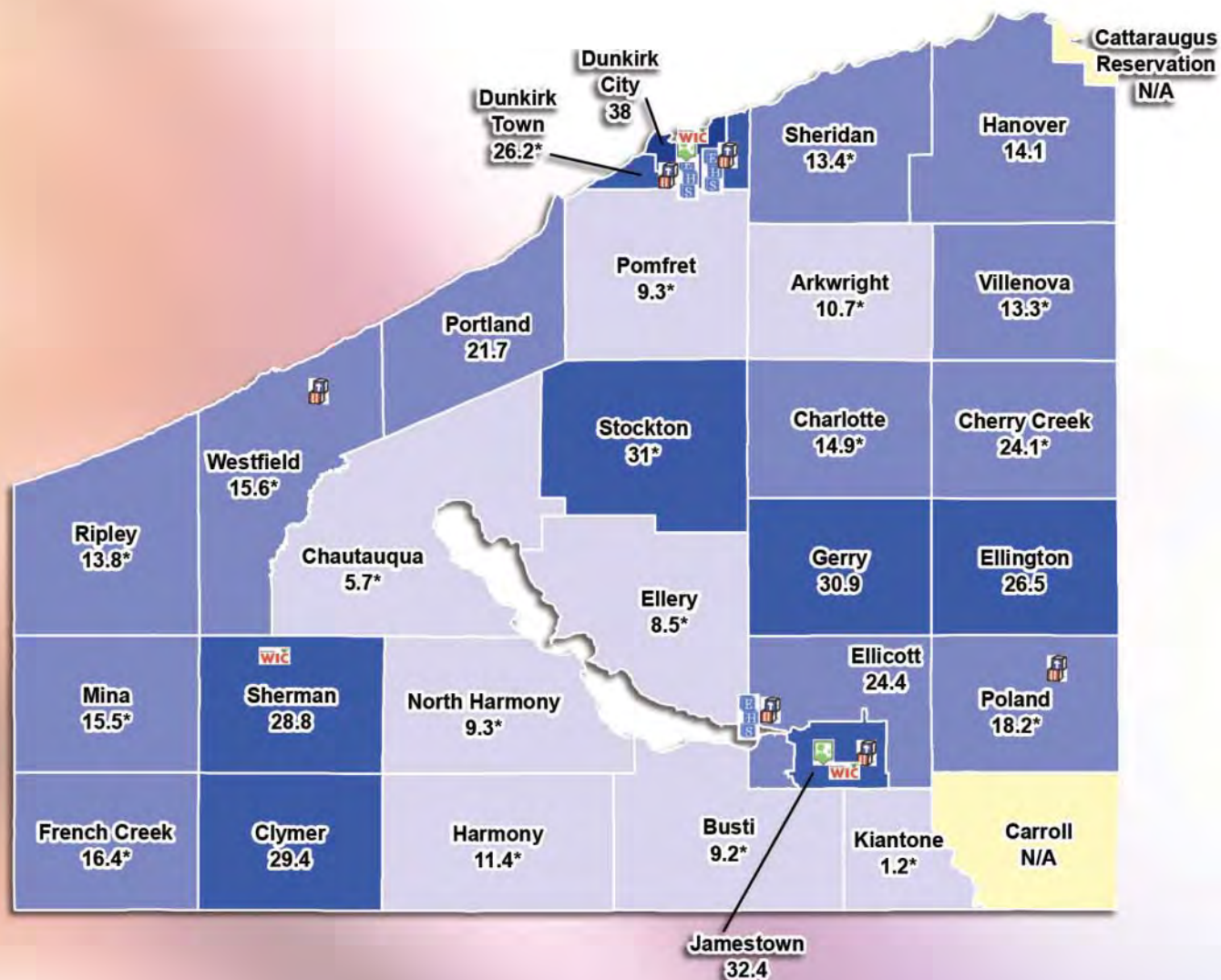
Percent Poverty

-  37.6 - 50.5
-  25.1 - 37.5
-  12.6 - 25.0
-  1.0 - 12.5
-  No Data Available

NEW YORK KIDS COUNT
2012 Data Book



www.nyskwic.org



Data Sources: U.S. Census, Table B1710, 2006-2010 American Community Survey.

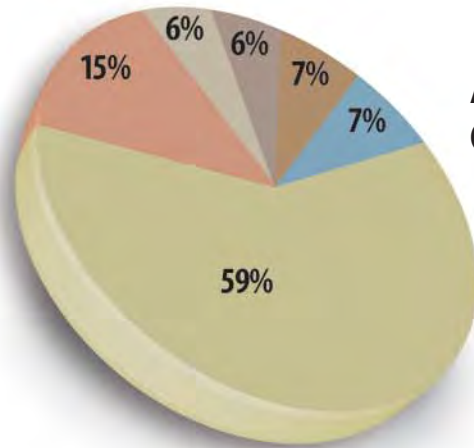
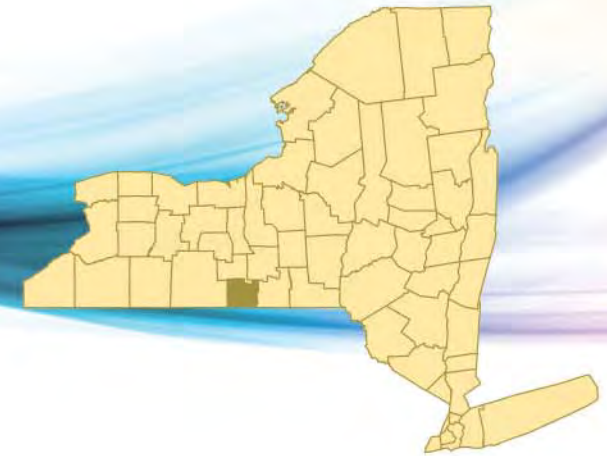
*Estimate based on small sample of the population, may not be statistically reliable.

WIC - NYS Department of Health, March 2012

DOL One Stop - NYS Department of Labor, March 2012

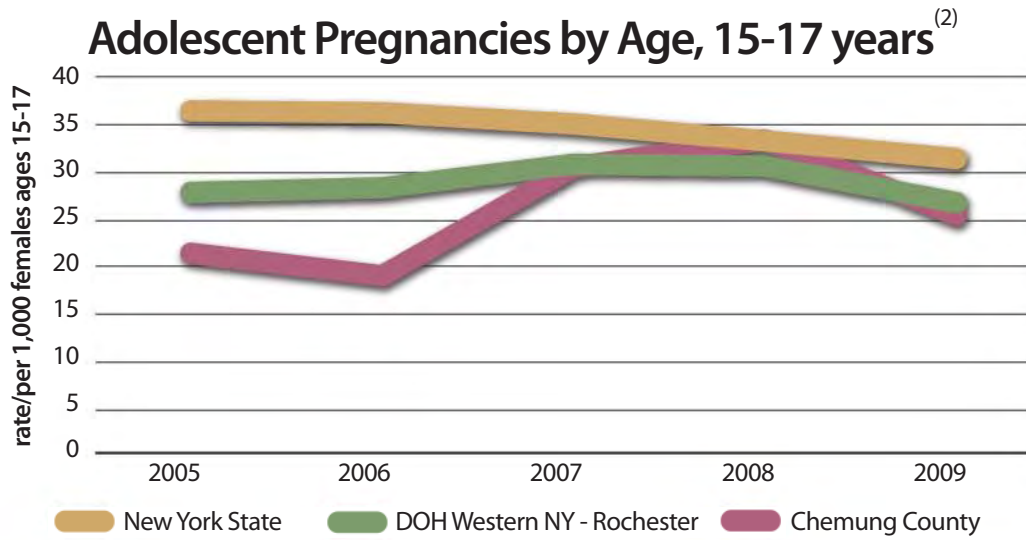
Head Start and Early Head Start - Administration for Children and Families, Region II, March 2012

CHEMUNG COUNTY



Age Distribution in Chemung County, 2010⁽¹⁾

- Under 5 years
- 5 to 9 years
- 10 to 14 years
- 15 to 19 years
- 20 to 64 years
- 65+



Adolescent Pregnancies by Age, 15-17 years⁽²⁾

rate/per 1,000 females ages 15-17

Legend: ■ New York State ■ DOH Western NY - Rochester ■ Chemung County

Chemung County

Veterans **12.6%**
(25+ years old)⁽¹⁾

Bachelor's Degree **20.9%**
(25+ years old)⁽¹⁾

Childhood Poverty **22.1%**
(0 - 17 years old)⁽²⁾

Infant Mortality **7.9 per 1,000**
(live births)⁽²⁾

DWI **56.8 per 10,000**
(16 - 21 years old)⁽²⁾

Foster Care Admissions **3.2 per 1,000**
(children under 18)⁽²⁾

Unemployment **8.5%**
(16+ years old)⁽²⁾

Data Sources:

(1) U.S. Census, American Community Survey, 2006-2010.





(2) Council on Children and Families, Kids' Well-being Indicators Clearinghouse (KWIC) at www.nyskwic.org.

Percent of Families with Related Children Living At or Below Poverty Level

Assets

-  WIC (2)
-  DOL One Stop (1)
-  Head Start (8)
-  Early Head Start (0)

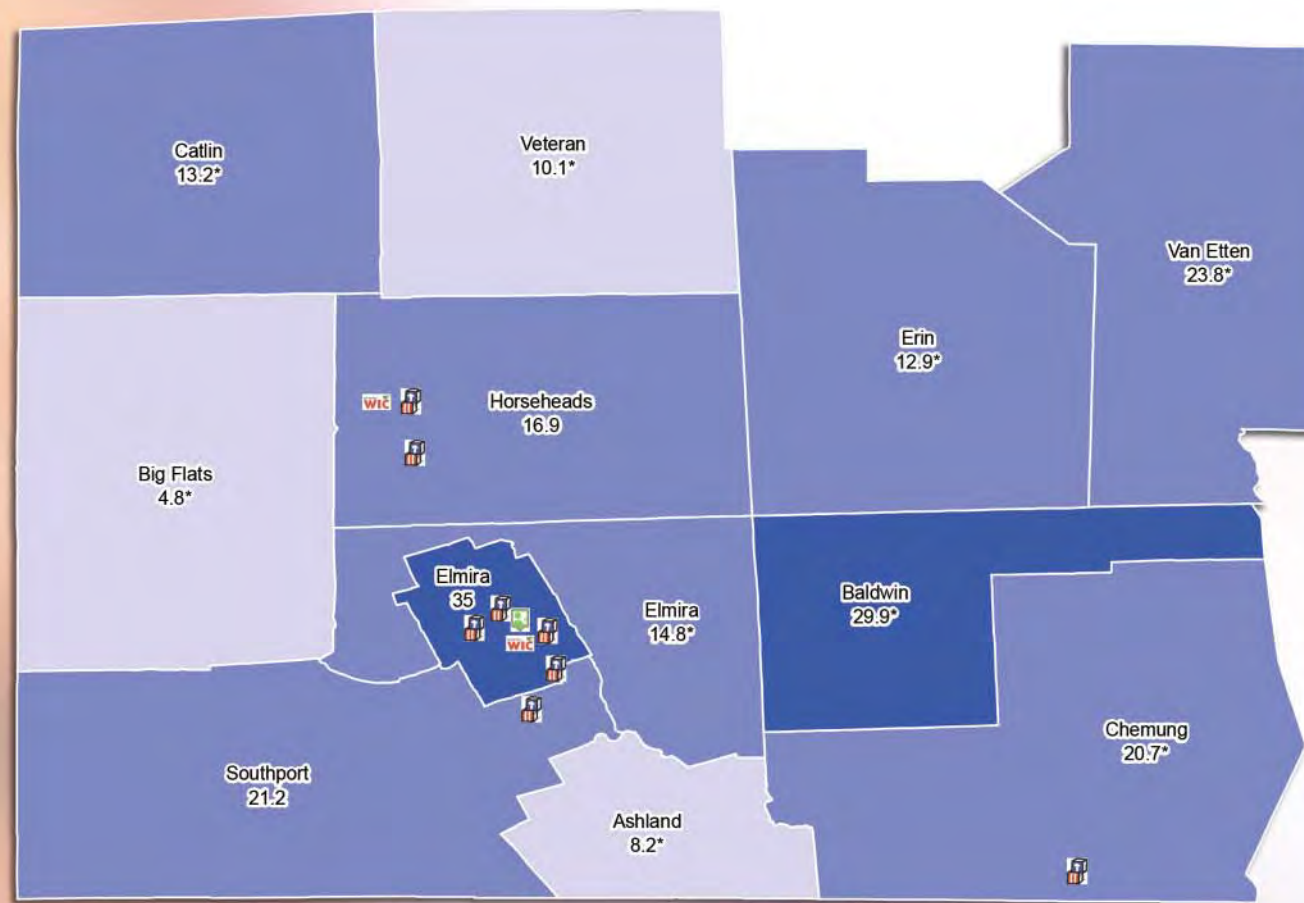
Percent Poverty

-  37.6 - 50.5
-  25.1 - 37.5
-  12.6 - 25.0
-  1.0 - 12.5

NEW YORK KIDS COUNT
2012 Data Book



www.nyskwic.org



Data Sources: U.S. Census, Table B1710, 2006-2010 American Community Survey.

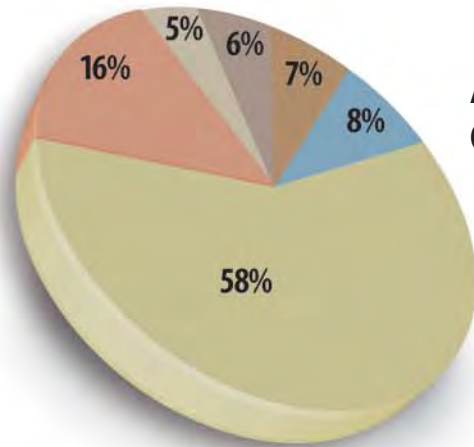
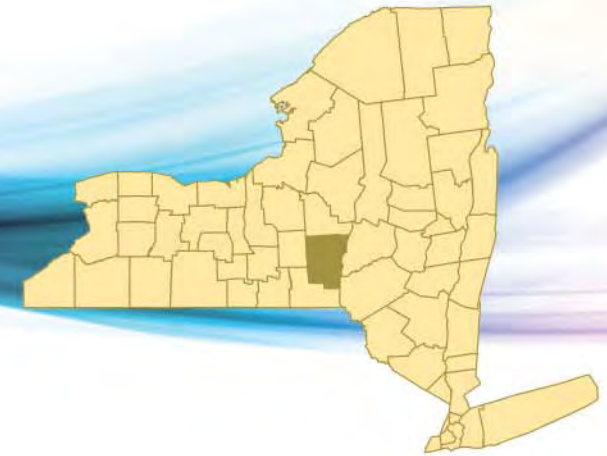
*Estimate based on small sample of the population, may not be statistically reliable.

WIC - NYS Department of Health, March 2012

DOL One Stop - NYS Department of Labor, March 2012

Head Start and Early Head Start - Administration for Children and Families, Region II, March 2012

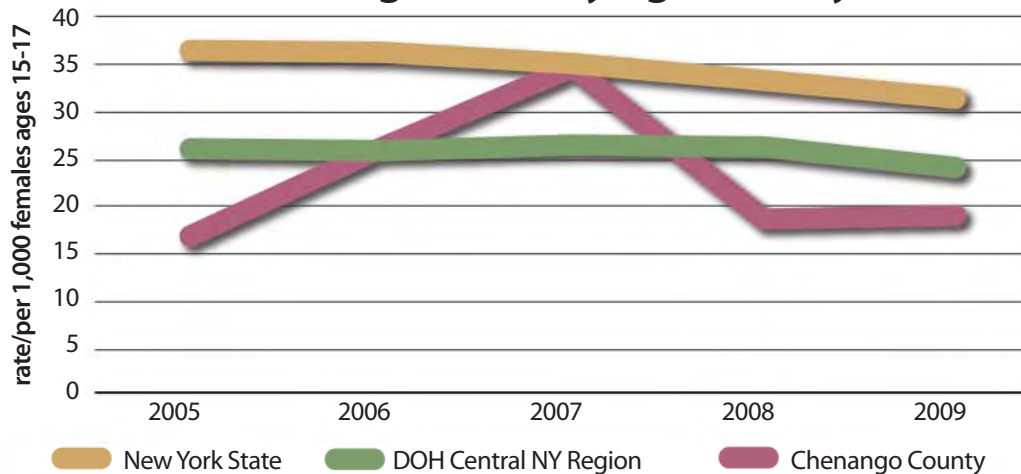
CHENANGO COUNTY



Age Distribution in Chenango County, 2010⁽¹⁾

- Under 5 years
- 5 to 9 years
- 10 to 14 years
- 15 to 19 years
- 20 to 64 years
- 65+

Adolescent Pregnancies by Age, 15-17 years⁽²⁾



Chenango County

Veterans **11.8%**
(25+ years old)⁽¹⁾

Bachelor's Degree **17%**
(25+ years old)⁽¹⁾

Childhood Poverty **23%**
(0 - 17 years old)⁽²⁾

Infant Mortality **4.3 per 1,000**
(live births)⁽²⁾

DWI **55.3 per 10,000**
(16 - 21 years old)⁽²⁾

Foster Care Admissions **2.6 per 1,000**
(children under 18)⁽²⁾

Unemployment **9.1%**
(16+ years old)⁽²⁾

Data Sources:

(1) U.S. Census, American Community Survey, 2006-2010.





(2) Council on Children and Families, Kids' Well-being Indicators Clearinghouse (KWIC) at www.nyskwic.org.

Percent of Families with Related Children Living At or Below Poverty Level

Assets

-  WIC (7)
-  DOL One Stop (1)
-  Head Start (6)
-  Early Head Start (1)

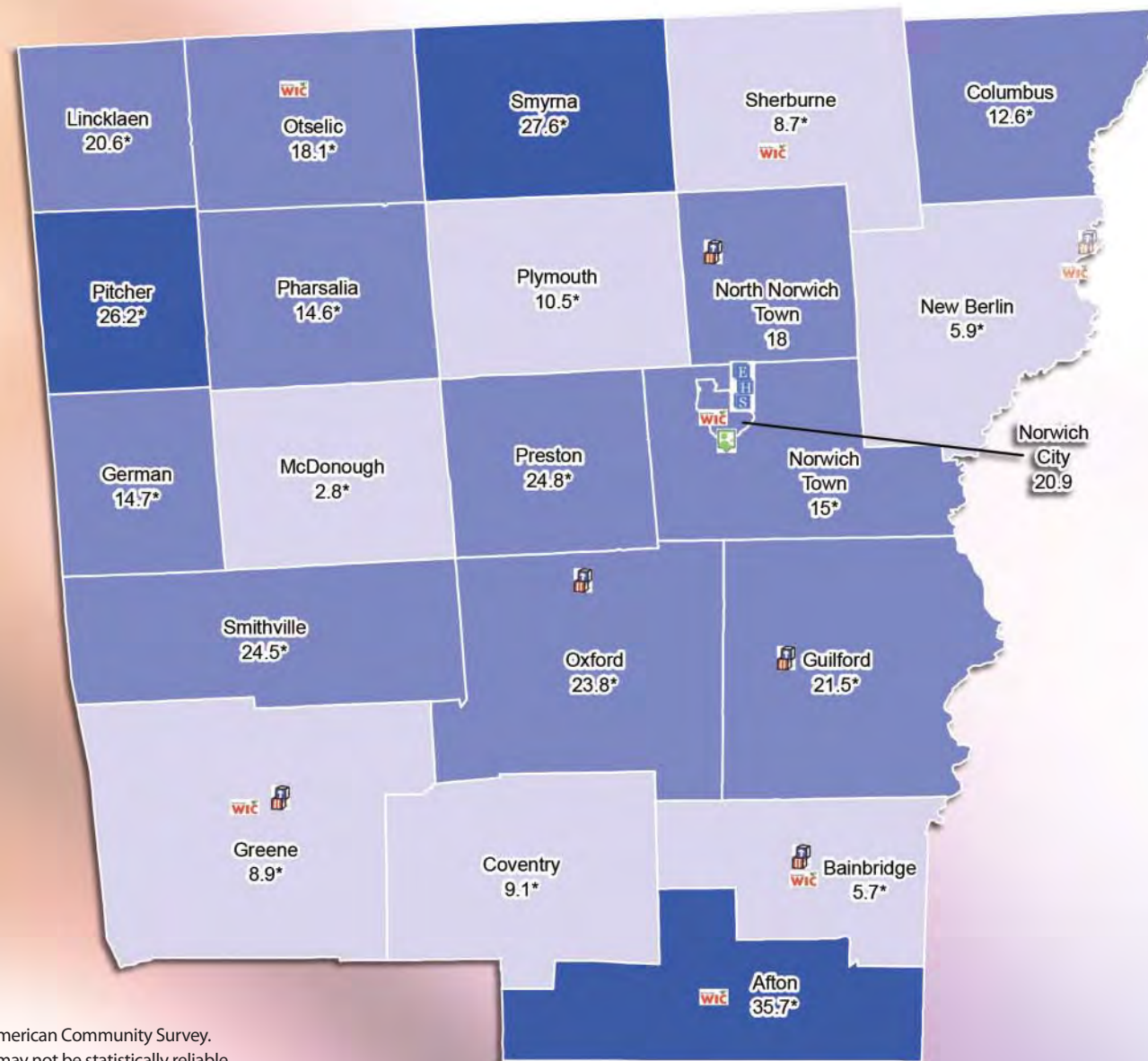
Percent Poverty

-  37.6 - 50.5
-  25.1 - 37.5
-  12.6 - 25.0
-  1.0 - 12.5

NEW YORK KIDS COUNT
2012 Data Book



www.nyskwic.org



Data Sources: U.S. Census, Table B1710, 2006-2010 American Community Survey.

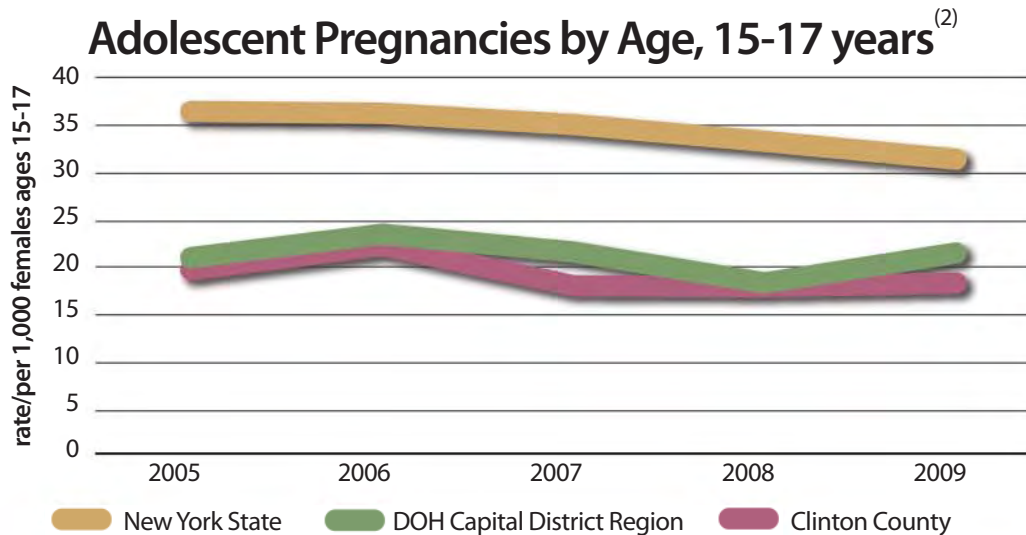
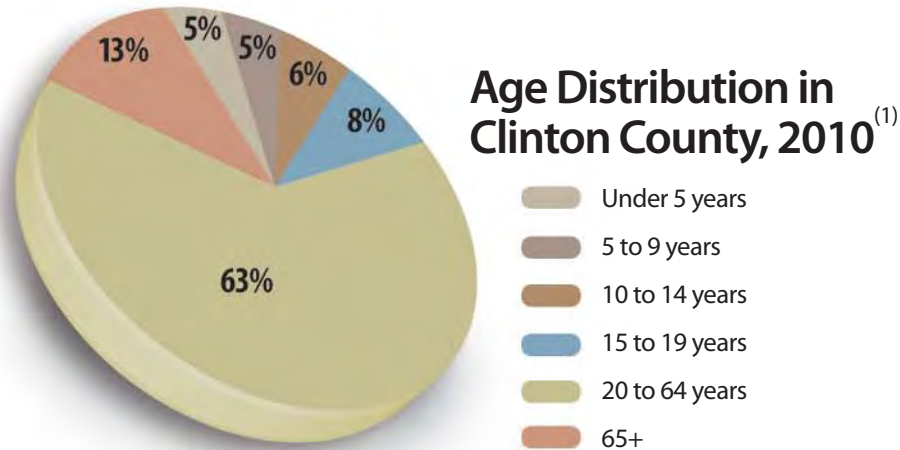
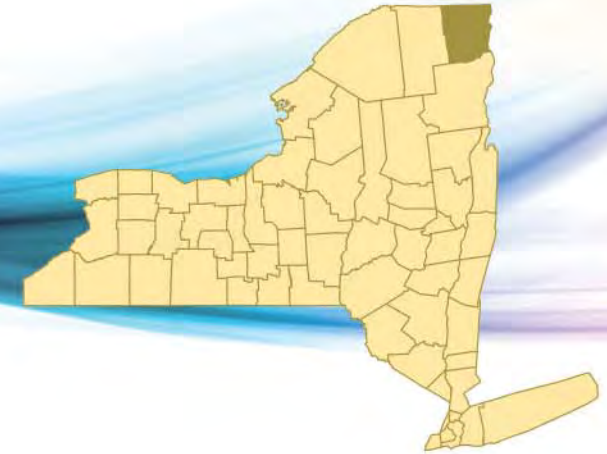
*Estimate based on small sample of the population, may not be statistically reliable.

WIC - NYS Department of Health, March 2012

DOL One Stop - NYS Department of Labor, March 2012

Head Start and Early Head Start - Administration for Children and Families, Region II, March 2012

CLINTON COUNTY



Clinton County

Veterans **11.5%**
(25+ years old)⁽¹⁾

Bachelor's Degree **21.7%**
(25+ years old)⁽¹⁾

Childhood Poverty **18.4%**
(0 - 17 years old)⁽²⁾

Infant Mortality **5 per 1,000**
(live births)⁽²⁾

DWI **117.2 per 10,000**
(16 - 21 years old)⁽²⁾

Foster Care Admissions **2.2 per 1,000**
(children under 18)⁽²⁾

Unemployment **10.2%**
(16+ years old)⁽²⁾

Data Sources:

(1) U.S. Census, American Community Survey, 2006-2010.





(2) Council on Children and Families, Kids' Well-being Indicators Clearinghouse (KWIC) at www.nyskwic.org.

Percent of Families with Related Children Living At or Below Poverty Level

Assets

-  WIC (4)
-  DOL One Stop (1)
-  Head Start (10)
-  Early Head Start (1)

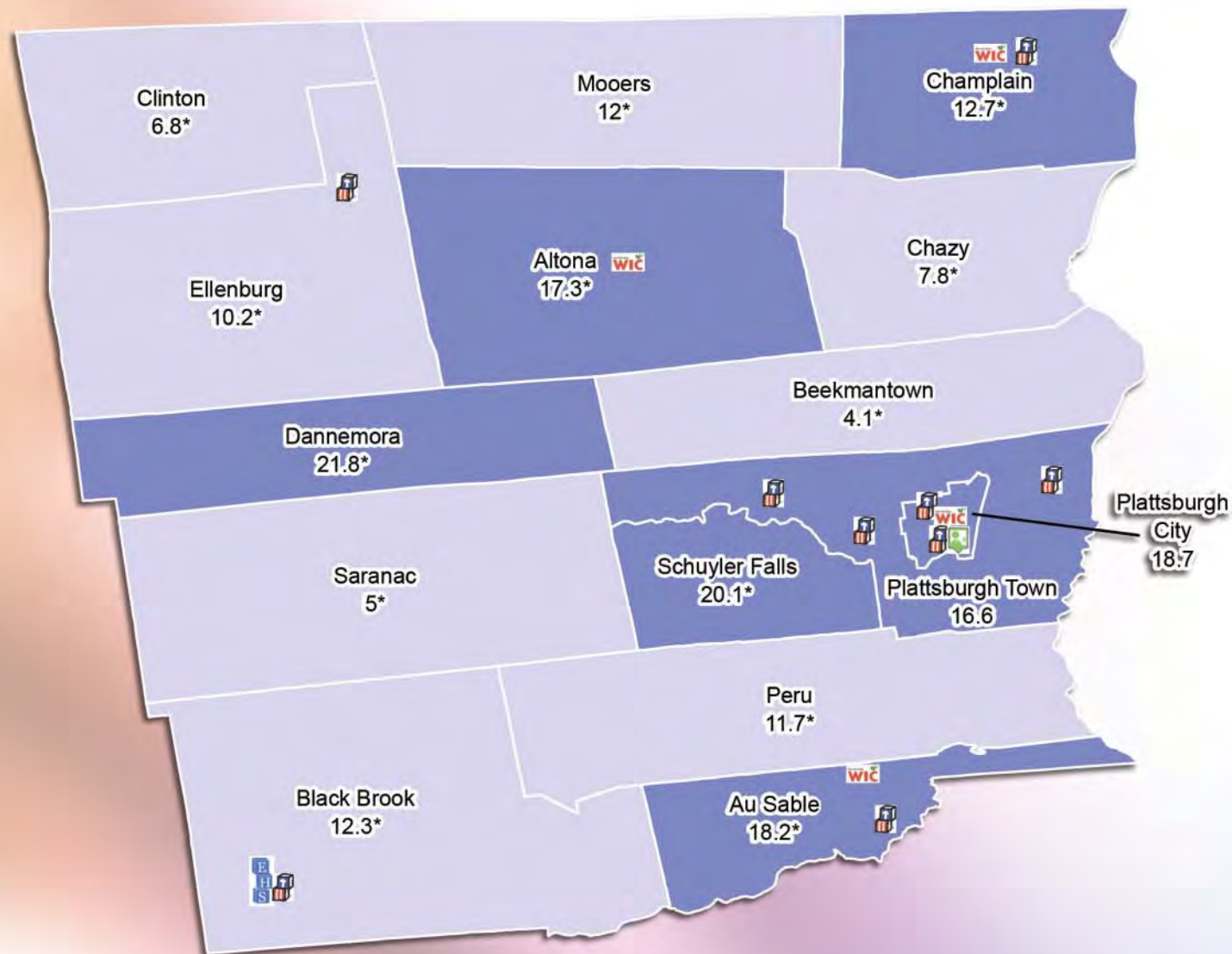
Percent Poverty

-  37.6 - 50.5
-  25.1 - 37.5
-  12.6 - 25.0
-  1.0 - 12.5

NEW YORK KIDS COUNT
2012 Data Book



www.nyskwic.org



Data Sources: U.S. Census, Table B1710, 2006-2010 American Community Survey.

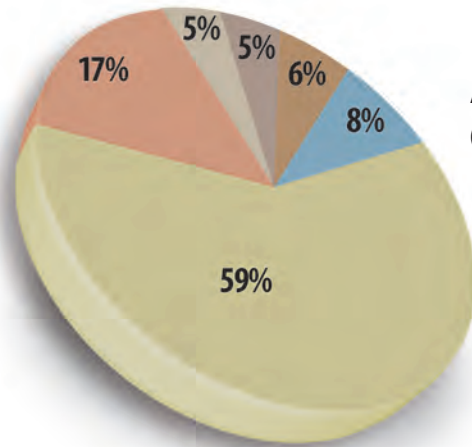
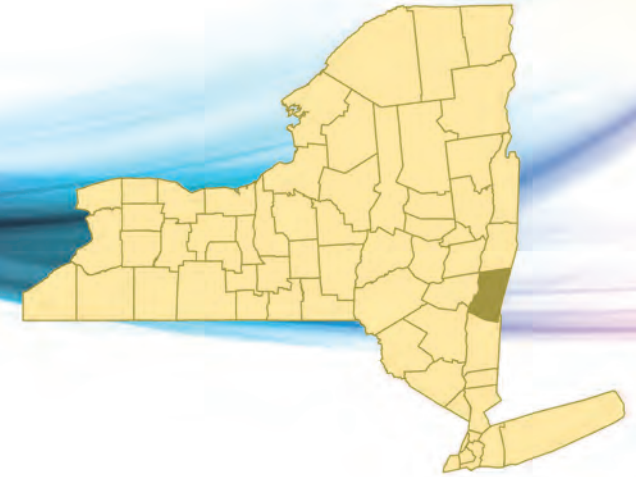
*Estimate based on small sample of the population, may not be statistically reliable.

WIC - NYS Department of Health, March 2012

DOL One Stop - NYS Department of Labor, March 2012

Head Start and Early Head Start - Administration for Children and Families, Region II, March 2012

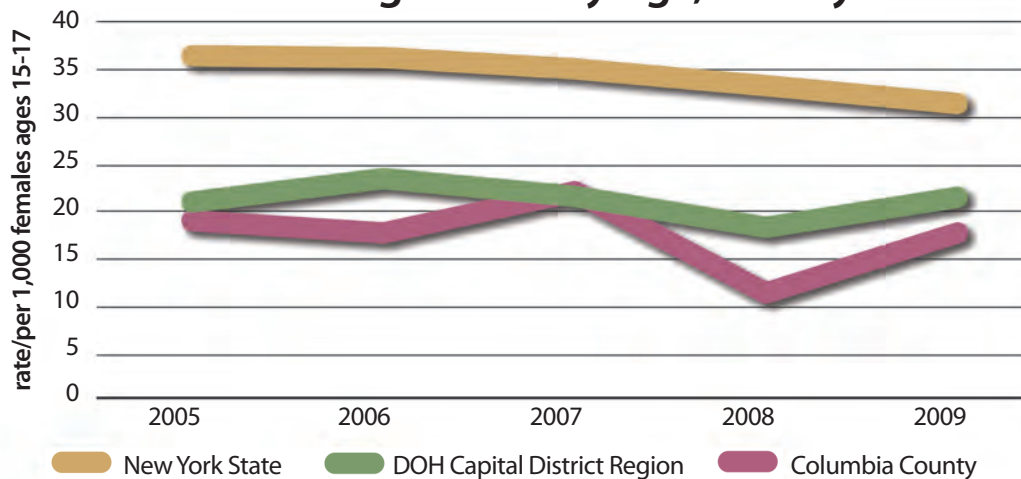
COLUMBIA COUNTY



Age Distribution in Columbia County, 2010⁽¹⁾

- Under 5 years
- 5 to 9 years
- 10 to 14 years
- 15 to 19 years
- 20 to 64 years
- 65+

Adolescent Pregnancies by Age, 15-17 years⁽²⁾



Data Sources:

(1) U.S. Census, American Community Survey, 2006-2010.

(2) Council on Children and Families, Kids' Well-being Indicators Clearinghouse (KWIC) at www.nyskwic.org.

Columbia County

Veterans **12.6%**
(25+ years old)⁽¹⁾

Bachelor's Degree **28.2%**
(25+ years old)⁽¹⁾

Childhood Poverty **15.3%**
(0 - 17 years old)⁽²⁾

Infant Mortality **7.4 per 1,000**
(live births)⁽²⁾



DWI **95.4 per 10,000**
(16 - 21 years old)⁽²⁾

Foster Care Admissions **8.7 per 1,000**
(children under 18)⁽²⁾






Unemployment **7.6%**
(16+ years old)⁽²⁾

Percent of Families with Related Children Living At or Below Poverty Level

Assets

-  WIC (4)
-  DOL One Stop (1)
-  Head Start (6)
-  Early Head Start (0)

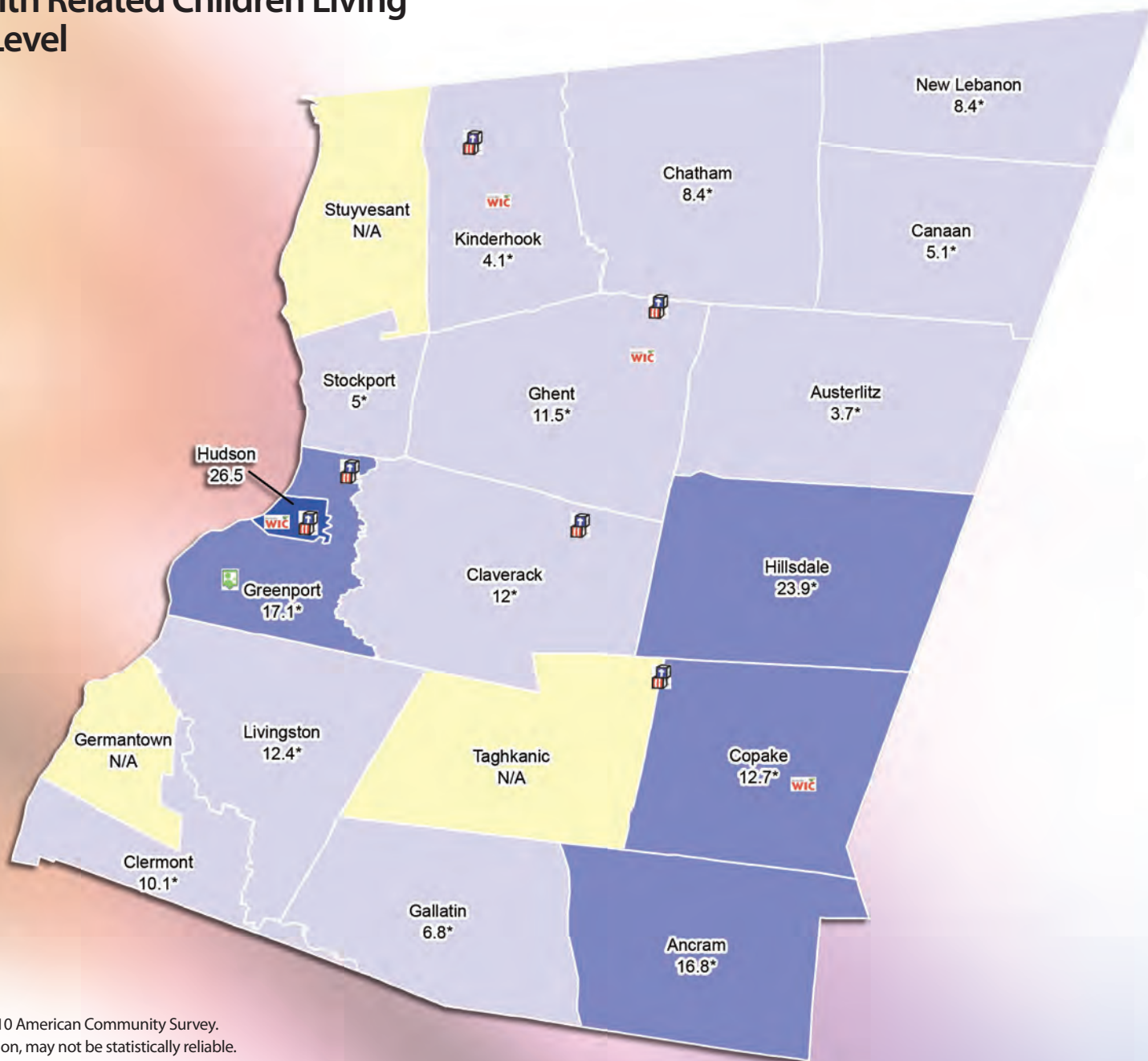
Percent Poverty

-  37.6 - 50.5
-  25.1 - 37.5
-  12.6 - 25.0
-  1.0 - 12.5
-  No Data Available

NEW YORK KIDS COUNT
2012 Data Book



www.nyskwic.org



Data Sources: U.S. Census, Table B1710, 2006-2010 American Community Survey.

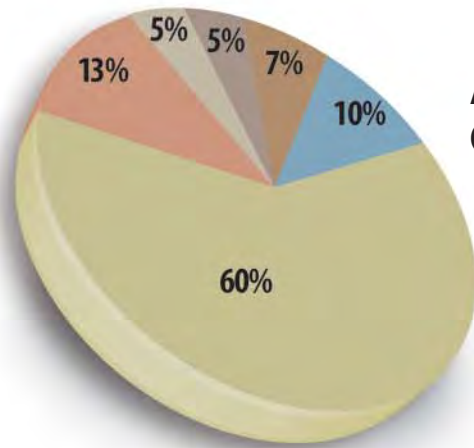
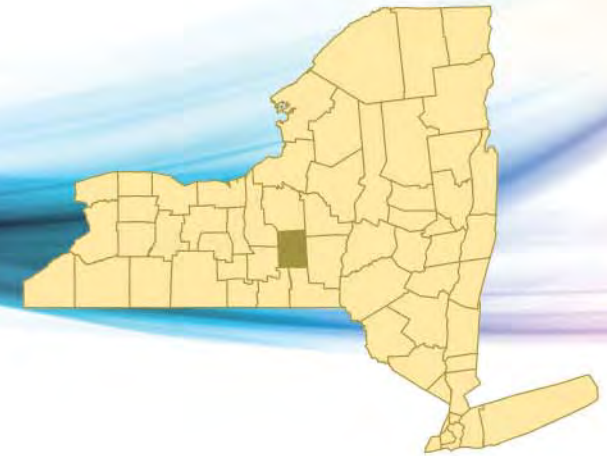
*Estimate based on small sample of the population, may not be statistically reliable.

WIC - NYS Department of Health, March 2012

DOL One Stop - NYS Department of Labor, March 2012

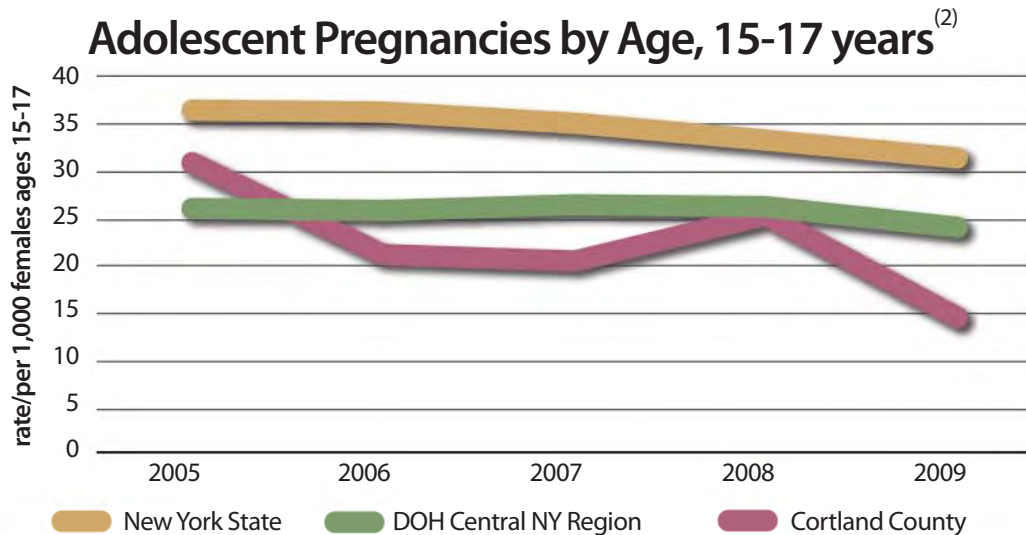
Head Start and Early Head Start - Administration for Children and Families, Region II, March 2012

CORTLAND COUNTY

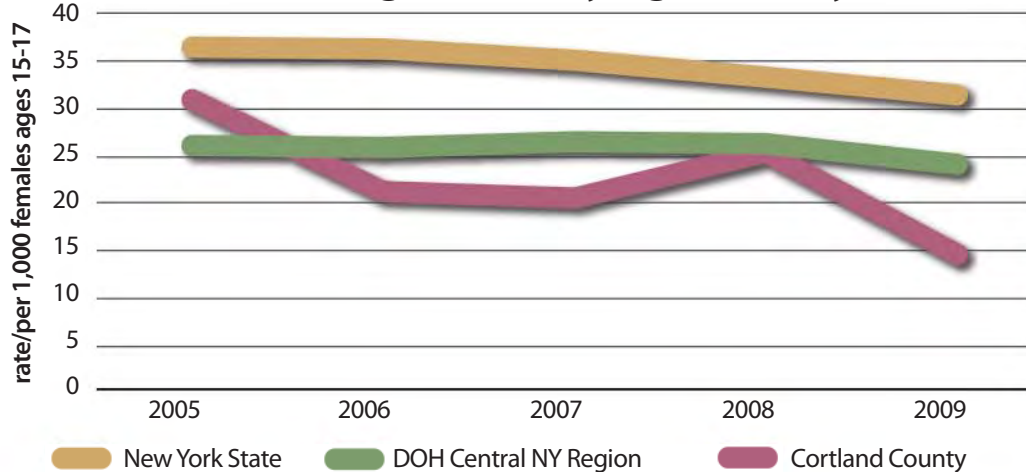


Age Distribution in Cortland County, 2010⁽¹⁾

- Under 5 years
- 5 to 9 years
- 10 to 14 years
- 15 to 19 years
- 20 to 64 years
- 65+



Adolescent Pregnancies by Age, 15-17 years⁽²⁾



Cortland County

Veterans **9.7%**
 (25+ years old)⁽¹⁾

Bachelor's Degree **24.3%**
 (25+ years old)⁽¹⁾

Childhood Poverty **19%**
 (0 - 17 years old)⁽²⁾

Infant Mortality **6 per 1,000**
 (live births)⁽²⁾

DWI **62.8 per 10,000**
 (16 - 21 years old)⁽²⁾

Foster Care Admissions **8.7 per 1,000**
 (children under 18)⁽²⁾

Unemployment **9.1%**
 (16+ years old)⁽²⁾

Data Sources:

(1) U.S. Census, American Community Survey, 2006-2010.






(2) Council on Children and Families, Kids' Well-being Indicators Clearinghouse (KWIC) at www.nyskwic.org.

Percent of Families with Related Children Living At or Below Poverty Level


Assets

-  WIC (3)
-  DOL One Stop (1)
-  Head Start (10)
-  Early Head Start (3)

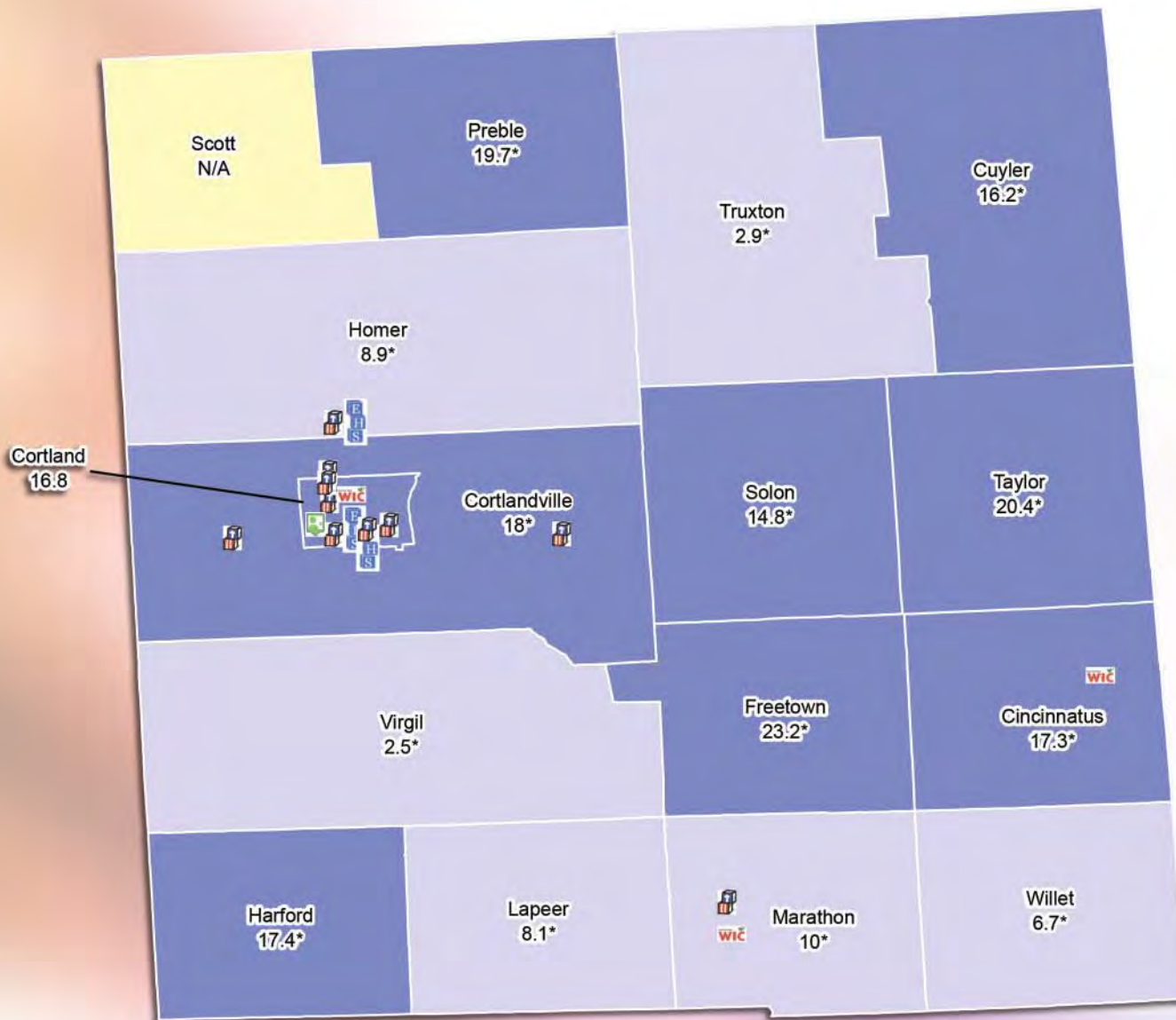
Percent Poverty

-  37.6 - 50.5
-  25.1 - 37.5
-  12.6 - 25.0
-  1.0 - 12.5
-  No Data Available

NEW YORK KIDS COUNT
2012 Data Book



www.nyskwic.org



Data Sources: U.S. Census, Table B1710, 2006-2010 American Community Survey.

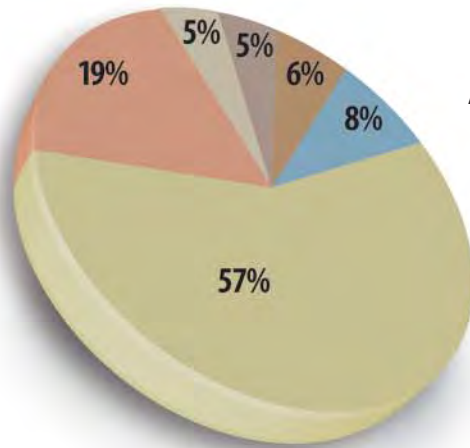
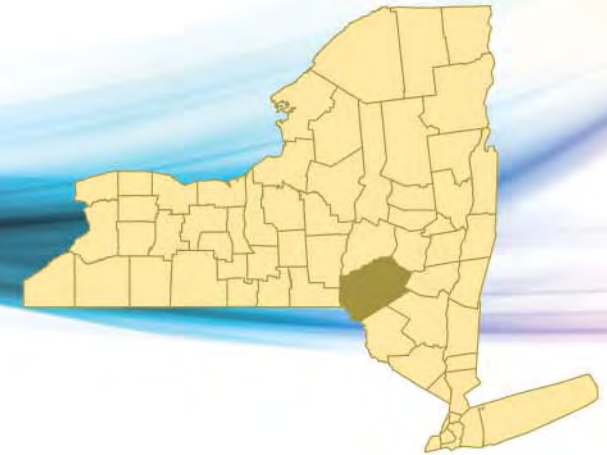
*Estimate based on small sample of the population, may not be statistically reliable.

WIC - NYS Department of Health, March 2012

DOL One Stop - NYS Department of Labor, March 2012

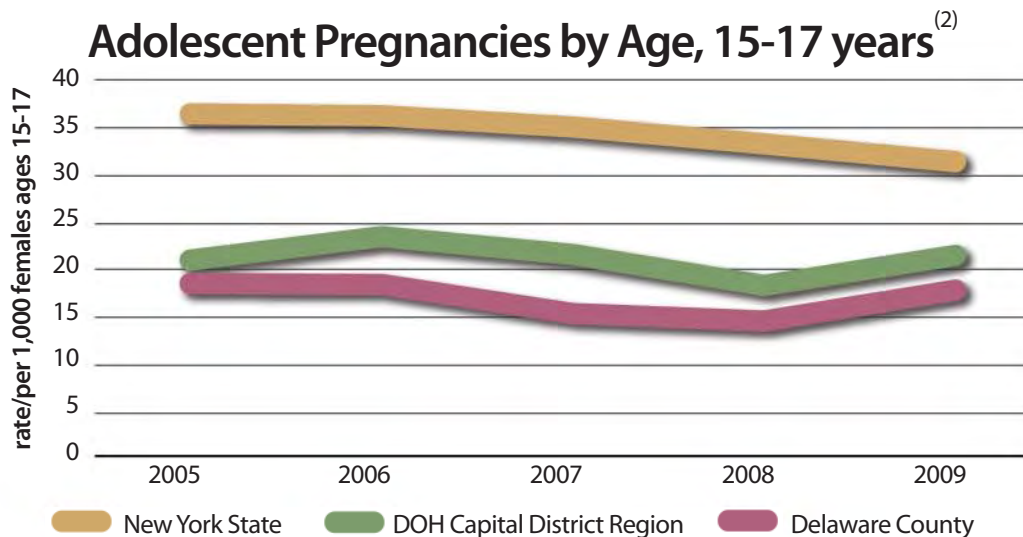
Head Start and Early Head Start - Administration for Children and Families, Region II, March 2012

DELAWARE COUNTY



Age Distribution in Delaware County, 2010⁽¹⁾

- Under 5 years
- 5 to 9 years
- 10 to 14 years
- 15 to 19 years
- 20 to 64 years
- 65+



Adolescent Pregnancies by Age, 15-17 years⁽²⁾

rate/per 1,000 females ages 15-17

- New York State
- DOH Capital District Region
- Delaware County

Data Sources:

(1) U.S. Census, American Community Survey, 2006-2010.

(2) Council on Children and Families, Kids' Well-being Indicators Clearinghouse (KWIC) at www.nyskwic.org.

Delaware County

Veterans **12.2%**
(25+ years old)⁽¹⁾

Bachelor's Degree **19.1%**
(25+ years old)⁽¹⁾

Childhood Poverty **20.2%**
(0 - 17 years old)⁽²⁾

Infant Mortality **3.6 per 1,000**
(live births)⁽²⁾

DWI **66.3 per 10,000**
(16 - 21 years old)⁽²⁾

Foster Care Admissions **3.1 per 1,000**
(children under 18)⁽²⁾






Unemployment **8.7%**
(16+ years old)⁽²⁾

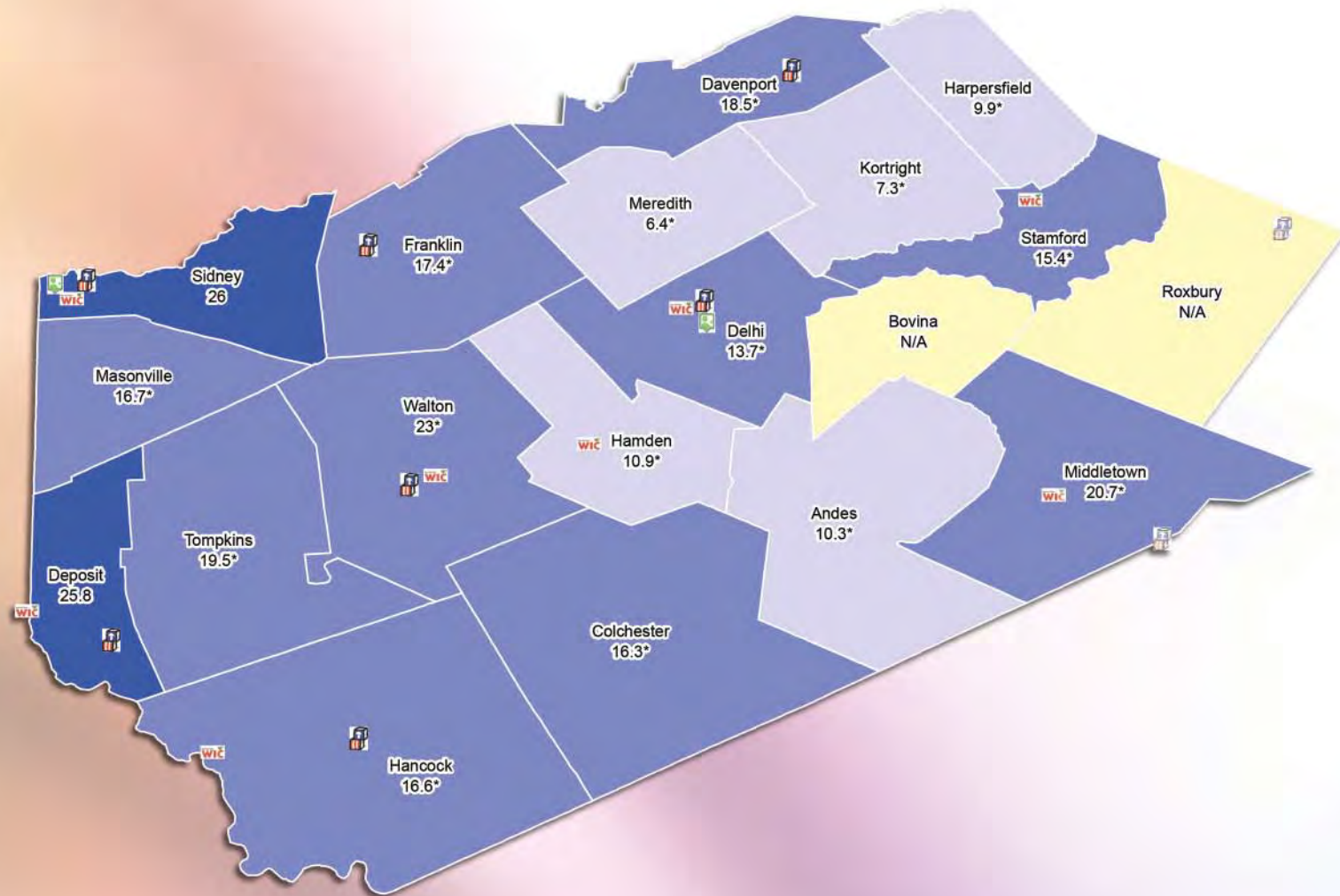
Percent of Families with Related Children Living At or Below Poverty Level

Assets

-  WIC (8)
-  DOL One Stop (2)
-  Head Start (9)
-  Early Head Start (0)

Percent Poverty

-  37.6 - 50.5
-  25.1 - 37.5
-  12.6 - 25.0
-  1.0 - 12.5
-  No Data Available



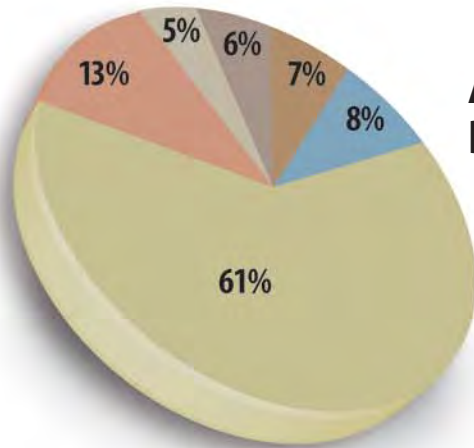
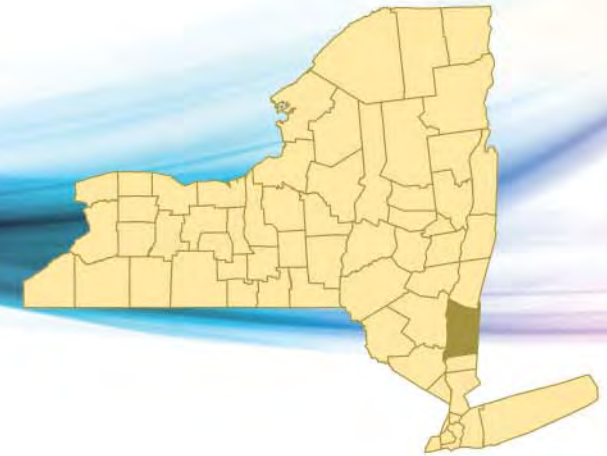
NEW YORK KIDS COUNT
2012 Data Book



www.nyskwic.org

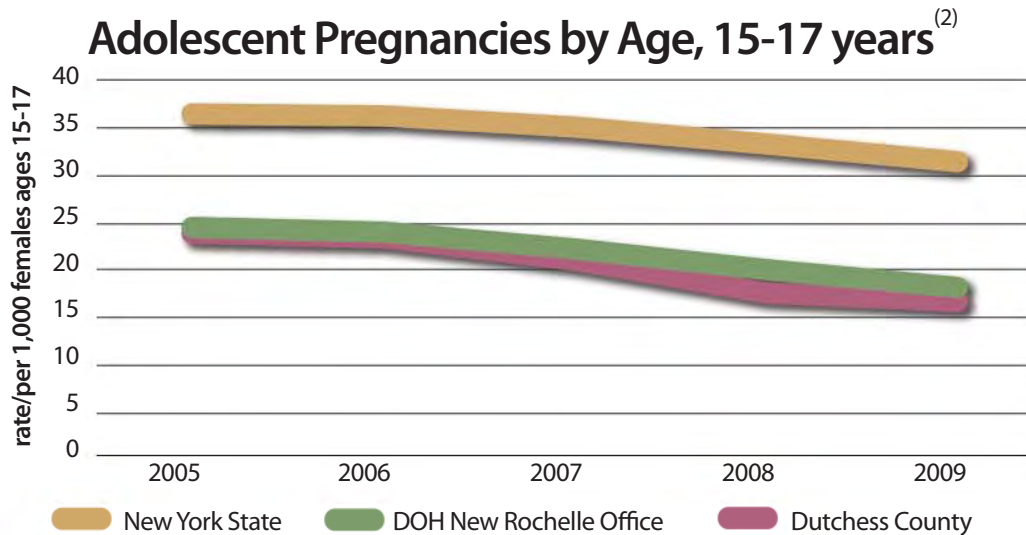
Data Sources: U.S. Census, Table B1710, 2006-2010 American Community Survey.
 *Estimate based on small sample of the population, may not be statistically reliable.
 WIC - NYS Department of Health, March 2012
 DOL One Stop - NYS Department of Labor, March 2012
 Head Start and Early Head Start - Administration for Children and Families, Region II, March 2012

DUTCHESS COUNTY



Age Distribution in Dutchess County, 2010⁽¹⁾

- Under 5 years
- 5 to 9 years
- 10 to 14 years
- 15 to 19 years
- 20 to 64 years
- 65+



Adolescent Pregnancies by Age, 15-17 years⁽²⁾

Dutchess County

Veterans **9.1%**
(25+ years old)⁽¹⁾

Bachelor's Degree **32%**
(25+ years old)⁽¹⁾

Childhood Poverty **10.5%**
(0 - 17 years old)⁽²⁾

Infant Mortality **4.3 per 1,000**
(live births)⁽²⁾

DWI **79.7 per 10,000**
(16 - 21 years old)⁽²⁾

Foster Care Admissions **2.3 per 1,000**
(children under 18)⁽²⁾

Unemployment **7.9%**
(16+ years old)⁽²⁾

Data Sources:

(1) U.S. Census, American Community Survey, 2006-2010.






(2) Council on Children and Families, Kids' Well-being Indicators Clearinghouse (KWIC) at www.nyskwic.org.

Percent of Families with Related Children Living At or Below Poverty Level

Assets

-  WIC (3)
-  DOL One Stop (1)
-  Head Start (8)
-  Early Head Start (6)

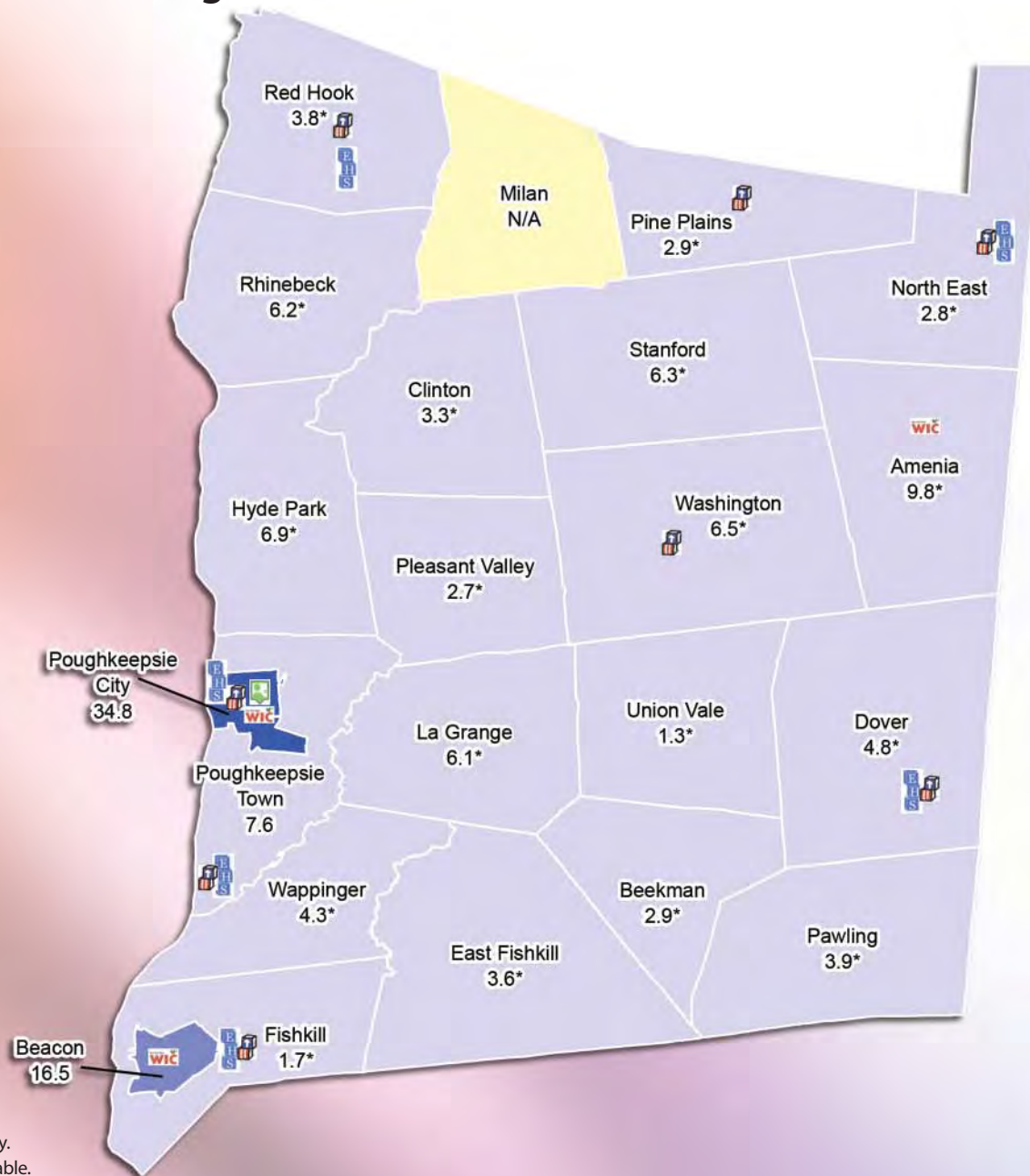
Percent Poverty

-  37.6 - 50.5
-  25.1 - 37.5
-  12.6 - 25.0
-  1.0 - 12.5
-  No Data Available

NEW YORK KIDS COUNT
2012 Data Book



www.nyskwic.org



Data Sources: U.S. Census, Table B1710, 2006-2010 American Community Survey.

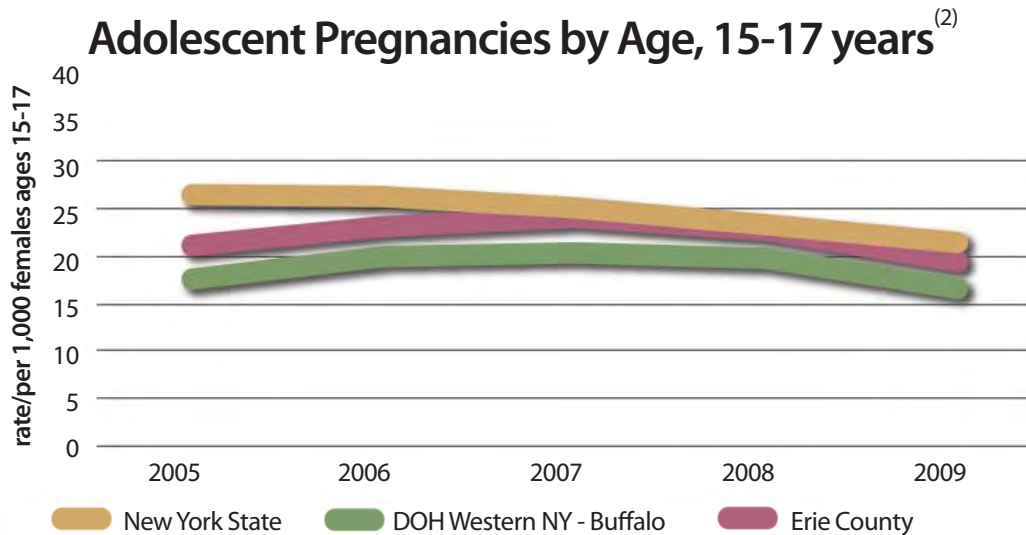
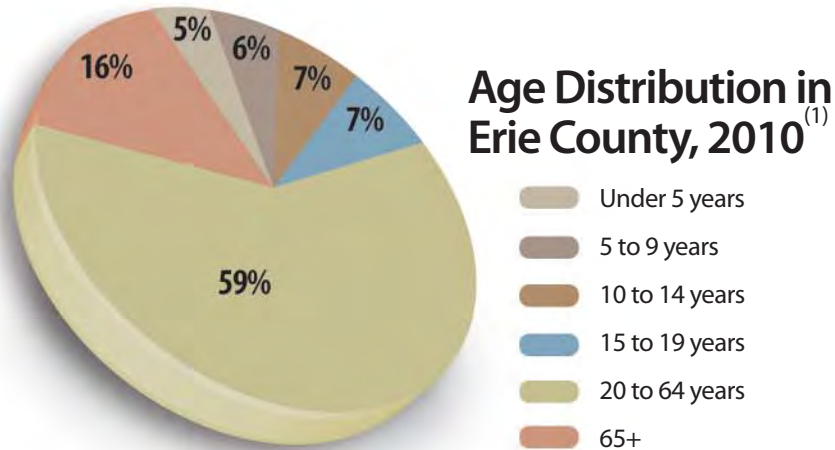
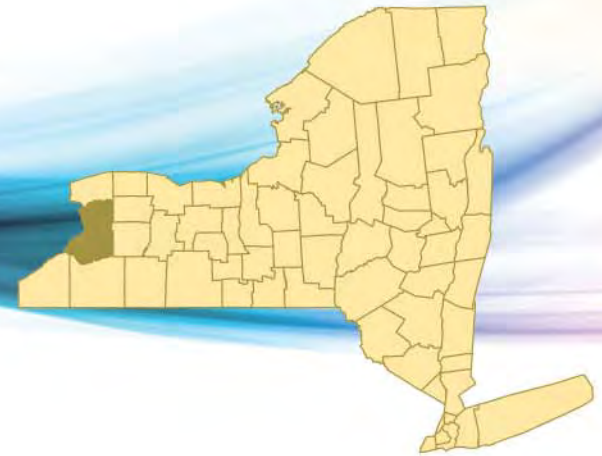
*Estimate based on small sample of the population, may not be statistically reliable.

WIC - NYS Department of Health, March 2012

DOL One Stop - NYS Department of Labor, March 2012

Head Start and Early Head Start - Administration for Children and Families, Region II, March 2012

ERIE COUNTY



Erie County

Veterans (25+ years old) ⁽¹⁾	10.2%
Bachelor's Degree (25+ years old) ⁽¹⁾	29.1%
Childhood Poverty (0 - 17 years old) ⁽²⁾	20.6%
Infant Mortality (live births) ⁽²⁾	7.6 per 1,000
DWI (16 - 21 years old) ⁽²⁾	44 per 10,000
Foster Care Admissions (children under 18) ⁽²⁾	2 per 1,000
Unemployment (16+ years old) ⁽²⁾	8.2%

Data Sources:

(1) U.S. Census, American Community Survey, 2006-2010.

(2) Council on Children and Families, Kids' Well-being Indicators Clearinghouse (KWIC) at www.nyskwic.org.

Percent of Families with Related Children Living At or Below Poverty Level

Assets

- WIC (13)
- DOL One Stop (4)
- Head Start (29)
- Early Head Start (6)

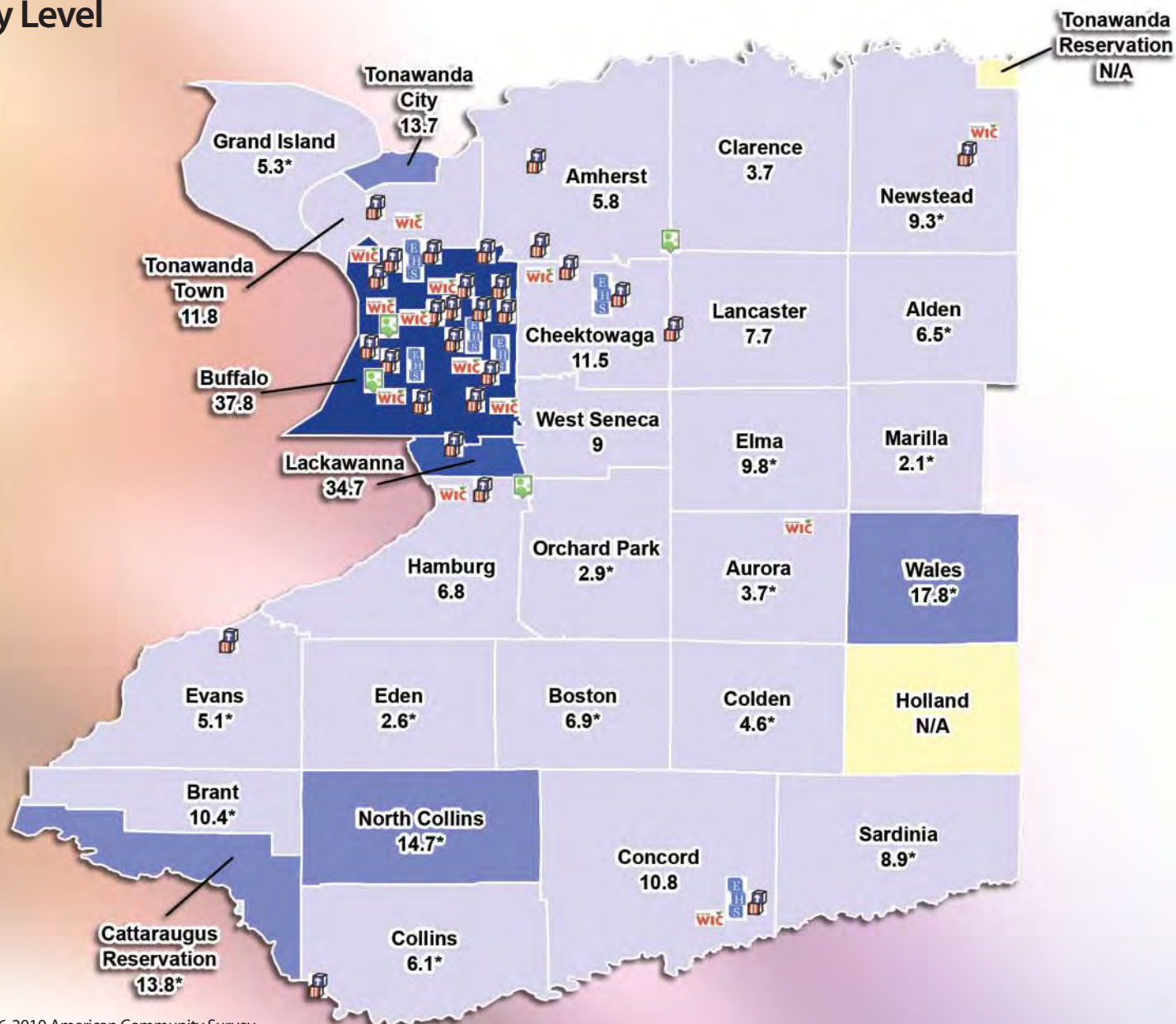
Percent Poverty

- 37.6 - 50.5
- 25.1 - 37.5
- 12.6 - 25.0
- 1.0 - 12.5
- No Data Available

NEW YORK KIDS COUNT
2012 Data Book



www.nyskwic.org



Data Sources: U.S. Census, Table B1710, 2006-2010 American Community Survey.

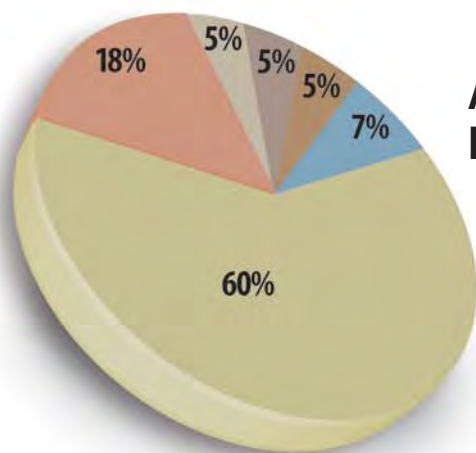
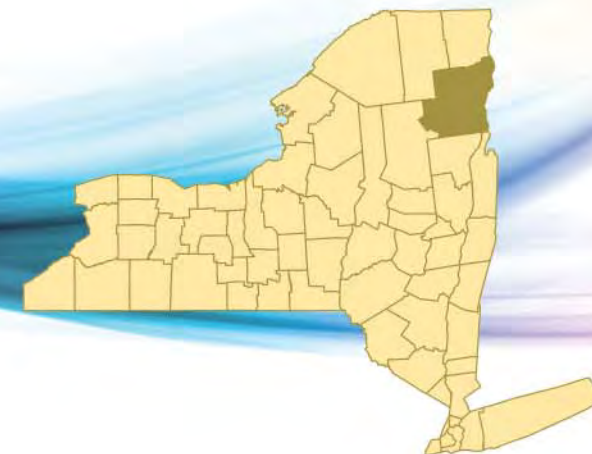
*Estimate based on small sample of the population, may not be statistically reliable.

WIC - NYS Department of Health, March 2012

DOL One Stop - NYS Department of Labor, March 2012

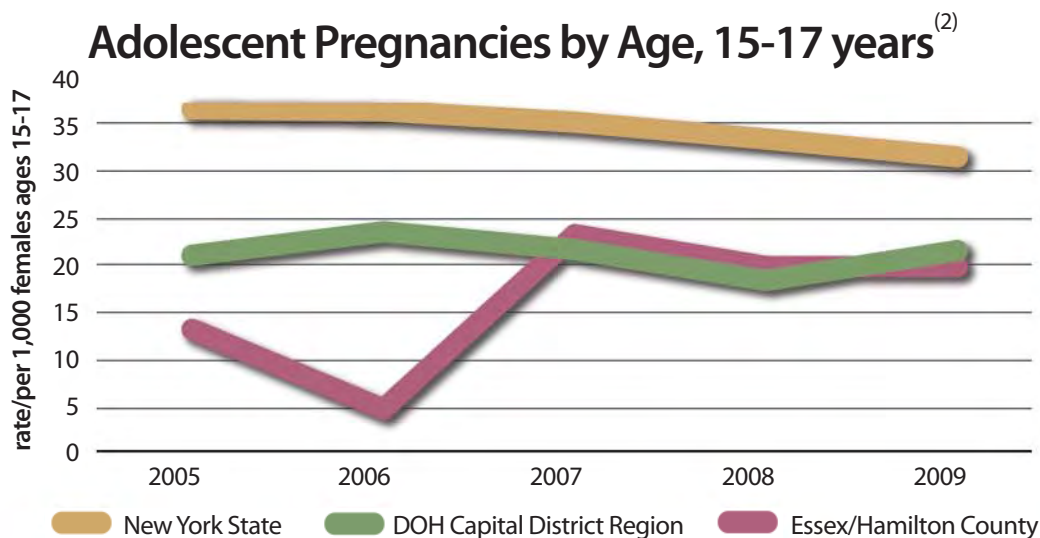
Head Start and Early Head Start - Administration for Children and Families, Region II, March 2012

ESSEX COUNTY



Age Distribution in Essex County, 2010⁽¹⁾

- Under 5 years
- 5 to 9 years
- 10 to 14 years
- 15 to 19 years
- 20 to 64 years
- 65+



Adolescent Pregnancies by Age, 15-17 years⁽²⁾

Essex County

Veterans **12.3%**
(25+ years old)⁽¹⁾

Bachelor's Degree **25.5%**
(25+ years old)⁽¹⁾

Childhood Poverty **18.8%**
(0 - 17 years old)⁽²⁾

Infant Mortality **5.5 per 1,000**
(live births)⁽²⁾

DWI **96.1 per 10,000**
(16 - 21 years old)⁽²⁾

Foster Care Admissions **1.6 per 1,000**
(children under 18)⁽²⁾

Unemployment **9.3%**
(16+ years old)⁽²⁾

Data Sources:

(1) U.S. Census, American Community Survey, 2006-2010.






(2) Council on Children and Families, Kids' Well-being Indicators Clearinghouse (KWIC) at www.nyskwic.org.

Percent of Families with Related Children Living At or Below Poverty Level

Assets

-  WIC (8)
-  DOL One Stop (1)
-  Head Start (6)
-  Early Head Start (4)

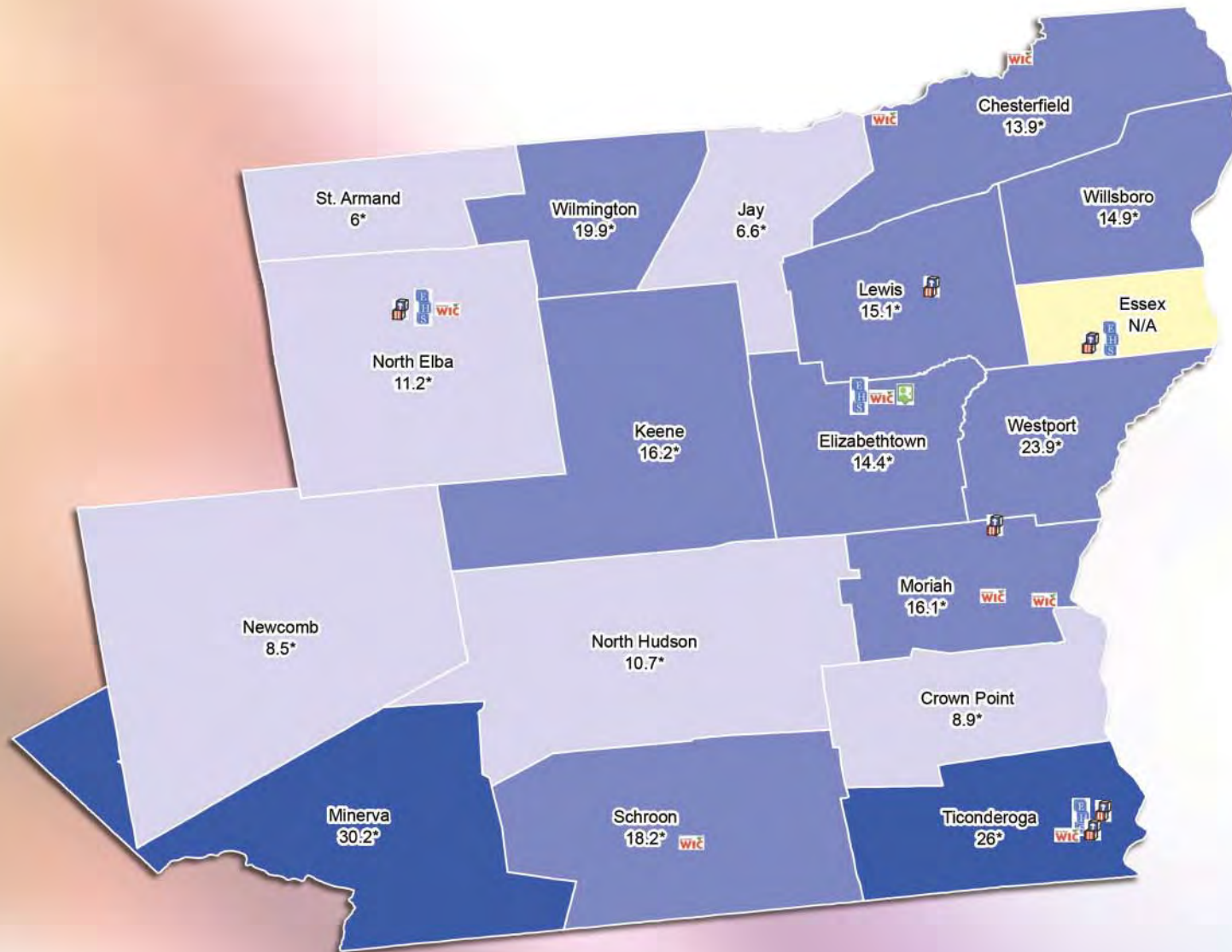
Percent Poverty

-  37.6 - 50.5
-  25.1 - 37.5
-  12.6 - 25.0
-  1.0 - 12.5
-  No Data Available

NEW YORK KIDS COUNT
2012 Data Book



www.nyskwic.org



Data Sources: U.S. Census, Table B1710, 2006-2010 American Community Survey.

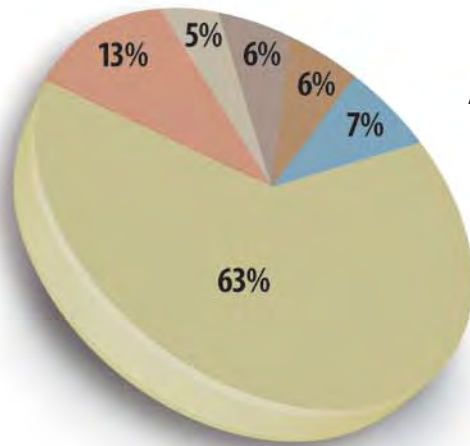
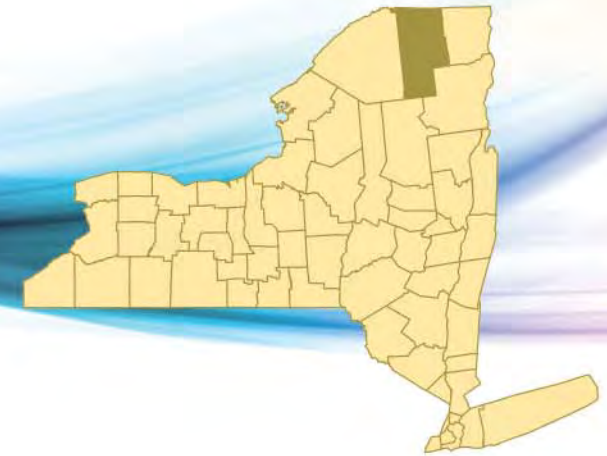
*Estimate based on small sample of the population, may not be statistically reliable.

WIC - NYS Department of Health, March 2012

DOL One Stop - NYS Department of Labor, March 2012

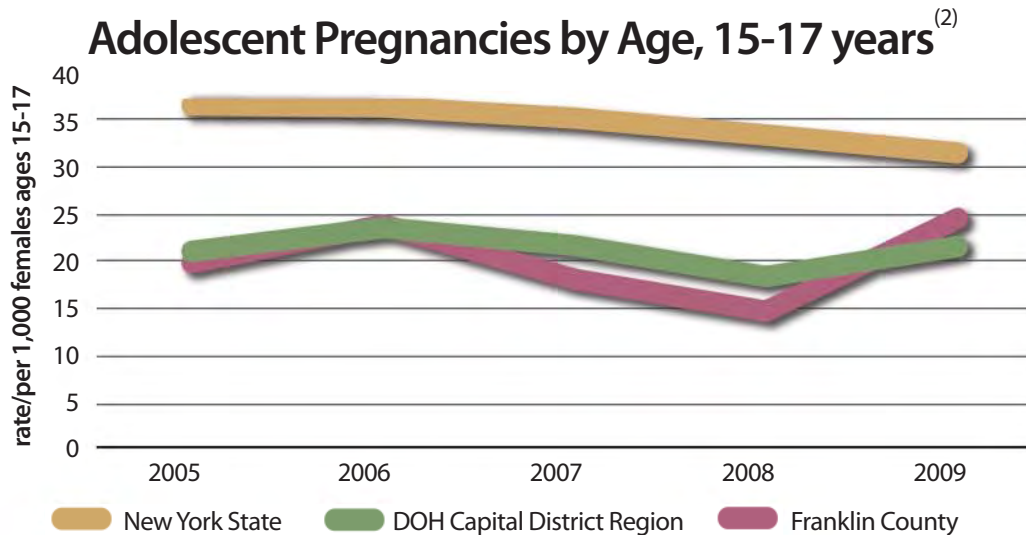
Head Start and Early Head Start - Administration for Children and Families, Region II, March 2012

FRANKLIN COUNTY



Age Distribution in Franklin County, 2010⁽¹⁾

- Under 5 years
- 5 to 9 years
- 10 to 14 years
- 15 to 19 years
- 20 to 64 years
- 65+



Adolescent Pregnancies by Age, 15-17 years⁽²⁾

Legend: ■ New York State ■ DOH Capital District Region ■ Franklin County

Data Sources:

(1) U.S. Census, American Community Survey, 2006-2010.

(2) Council on Children and Families, Kids' Well-being Indicators Clearinghouse (KWIC) at www.nyskwic.org.

Franklin County

Veterans **10.3%**
(25+ years old)⁽¹⁾

Bachelor's Degree **17.3%**
(25+ years old)⁽¹⁾

Childhood Poverty **21.7%**
(0 - 17 years old)⁽²⁾

Infant Mortality **3.1 per 1,000**
(live births)⁽²⁾

DWI **113.9 per 10,000**
(16 - 21 years old)⁽²⁾

Foster Care Admissions **4.9 per 1,000**
(children under 18)⁽²⁾






Unemployment **9%**
(16+ years old)⁽²⁾

Percent of Families with Related Children Living At or Below Poverty Level

Assets

-  WIC (5)
-  DOL One Stop (2)
-  Head Start (4)
-  Early Head Start (1)

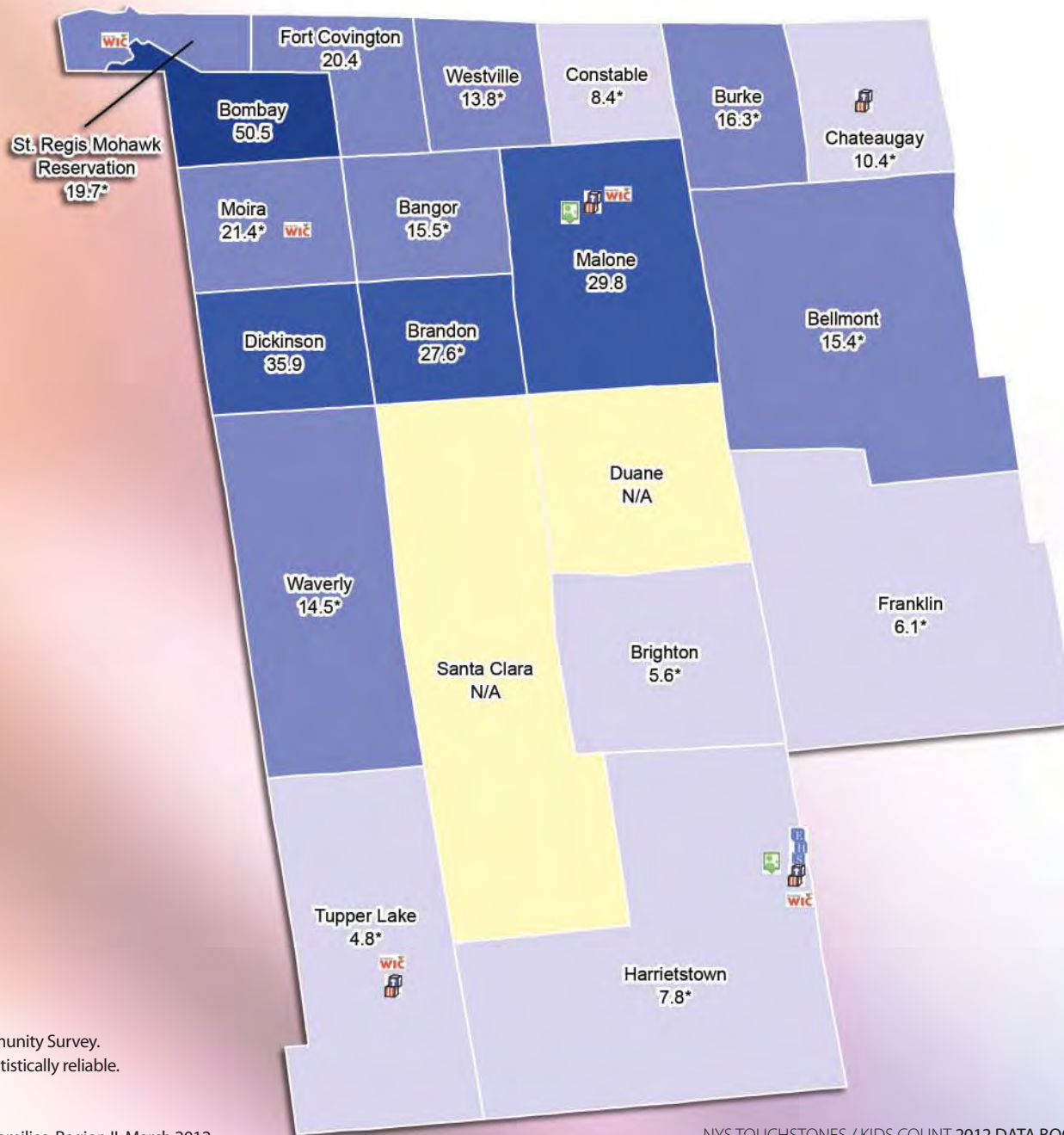
Percent Poverty

-  37.6 - 50.5
-  25.1 - 37.5
-  12.6 - 25.0
-  1.0 - 12.5
-  No Data Available

NEW YORK KIDS COUNT
2012 Data Book



www.nyskwic.org



Data Sources: U.S. Census, Table B1710, 2006-2010 American Community Survey.

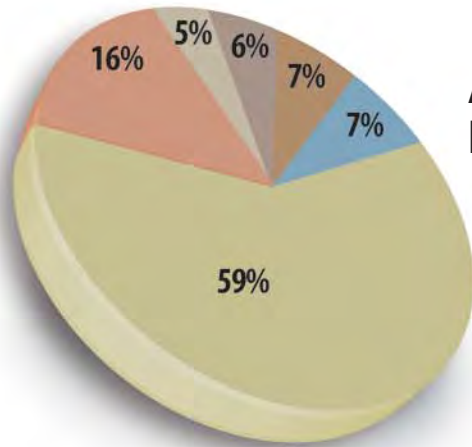
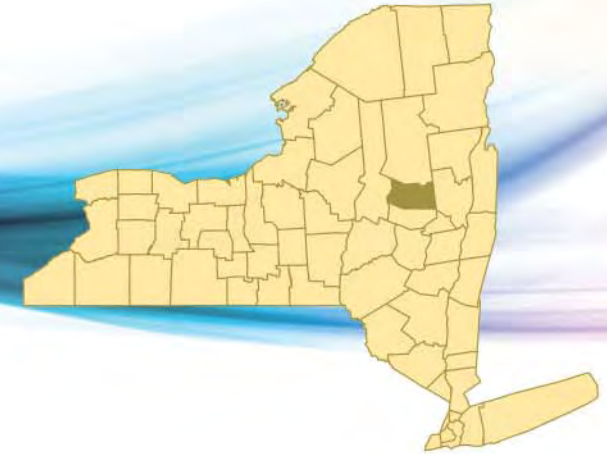
*Estimate based on small sample of the population, may not be statistically reliable.

WIC - NYS Department of Health, March 2012

DOL One Stop - NYS Department of Labor, March 2012

Head Start and Early Head Start - Administration for Children and Families, Region II, March 2012

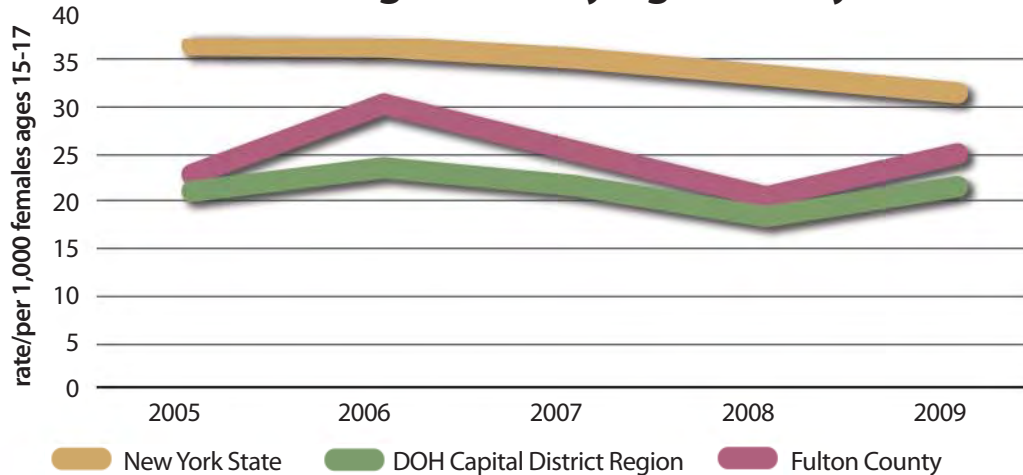
FULTON COUNTY



Age Distribution in Fulton County, 2010⁽¹⁾

- Under 5 years
- 5 to 9 years
- 10 to 14 years
- 15 to 19 years
- 20 to 64 years
- 65+

Adolescent Pregnancies by Age, 15-17 years⁽²⁾



Data Sources:

(1) U.S. Census, American Community Survey, 2006-2010.

(2) Council on Children and Families, Kids' Well-being Indicators Clearinghouse (KWIC) at www.nyskwic.org.

Fulton County

Veterans **12%**
(25+ years old)⁽¹⁾

Bachelor's Degree **14.3%**
(25+ years old)⁽¹⁾

Childhood Poverty **23.4%**
(0 - 17 years old)⁽²⁾

Infant Mortality **5 per 1,000**
(live births)⁽²⁾


DWI **62.5 per 10,000**
(16 - 21 years old)⁽²⁾

Foster Care Admissions **4.6 per 1,000**
(children under 18)⁽²⁾





Unemployment **10.1%**
(16+ years old)⁽²⁾

Percent of Families with Related Children Living At or Below Poverty Level

Assets

-  WIC (1)
-  DOL One Stop (1)
-  Head Start (2)
-  Early Head Start (0)

Percent Poverty

-  37.6 - 50.5
-  25.1 - 37.5
-  12.6 - 25.0
-  1.0 - 12.5



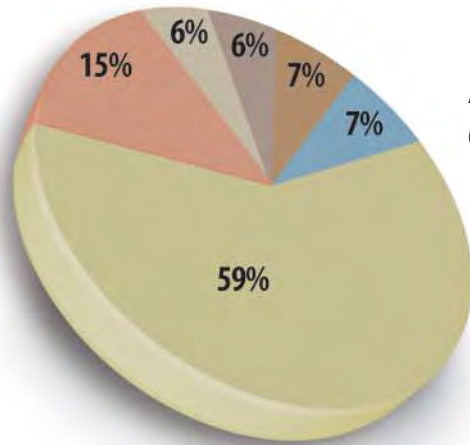
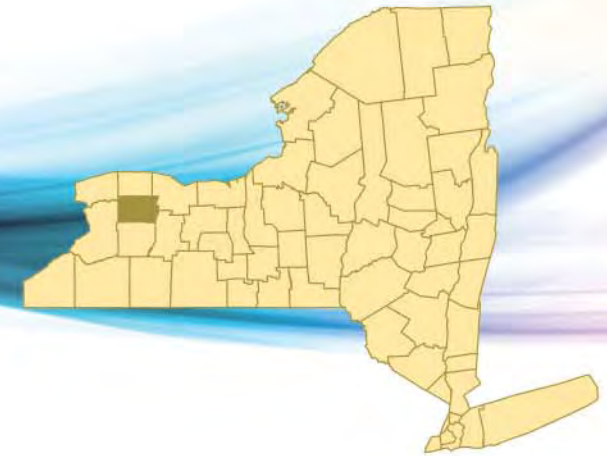
NEW YORK KIDS COUNT
2012 Data Book



www.nyskwic.org

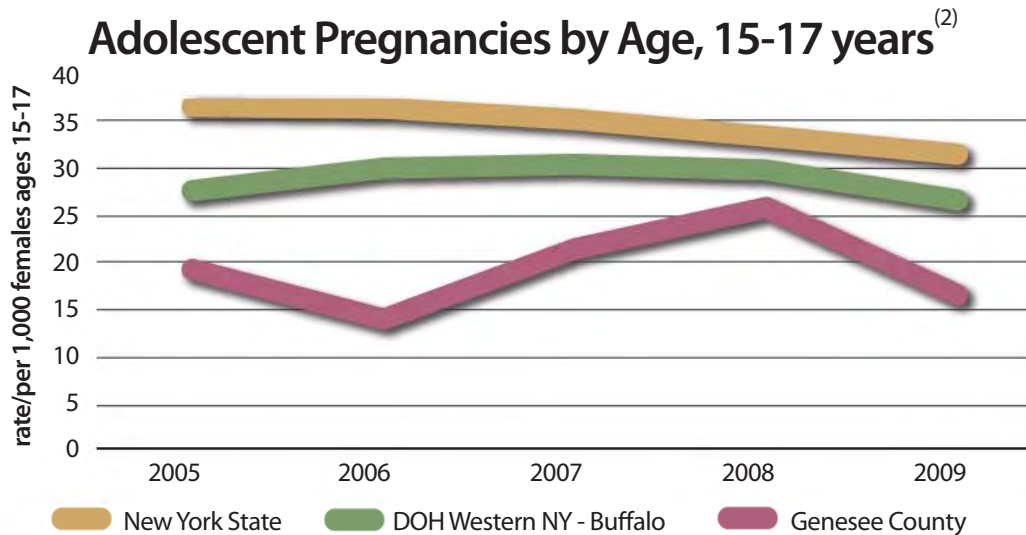
Data Sources: U.S. Census, Table B1710, 2006-2010 American Community Survey.
 *Estimate based on small sample of the population, may not be statistically reliable.
 WIC - NYS Department of Health, March 2012
 DOL One Stop - NYS Department of Labor, March 2012
 Head Start and Early Head Start - Administration for Children and Families, Region II, March 2012

GENESEE COUNTY



Age Distribution in Genesee County, 2010⁽¹⁾

- Under 5 years
- 5 to 9 years
- 10 to 14 years
- 15 to 19 years
- 20 to 64 years
- 65+



Adolescent Pregnancies by Age, 15-17 years⁽²⁾

rate/per 1,000 females ages 15-17

- New York State
- DOH Western NY - Buffalo
- Genesee County

Genesee County

Veterans **10.3%**
(25+ years old)⁽¹⁾

Bachelor's Degree **20.2%**
(25+ years old)⁽¹⁾

Childhood Poverty **16.6%**
(0 - 17 years old)⁽²⁾

Infant Mortality **5.5 per 1,000**
(live births)⁽²⁾

DWI **103.6 per 10,000**
(16 - 21 years old)⁽²⁾

Foster Care Admissions **2.1 per 1,000**
(children under 18)⁽²⁾

Unemployment **7.6%**
(16+ years old)⁽²⁾

Data Sources:

(1) U.S. Census, American Community Survey, 2006-2010.





(2) Council on Children and Families, Kids' Well-being Indicators Clearinghouse (KWIC) at www.nyskwic.org.

Percent of Families with Related Children Living At or Below Poverty Level

Assets

-  WIC (3)
-  DOL One Stop (1)
-  Head Start (1)
-  Early Head Start (1)

Percent Poverty

-  37.6 - 50.5
-  25.1 - 37.5
-  12.6 - 25.0
-  1.0 - 12.5



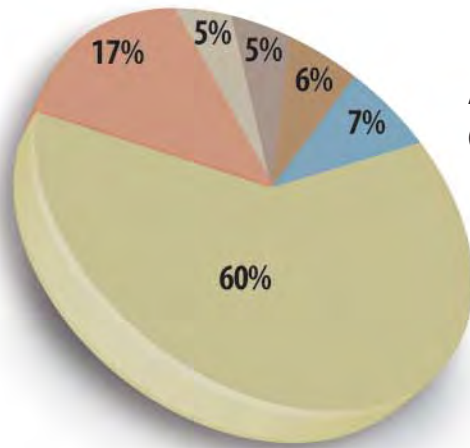
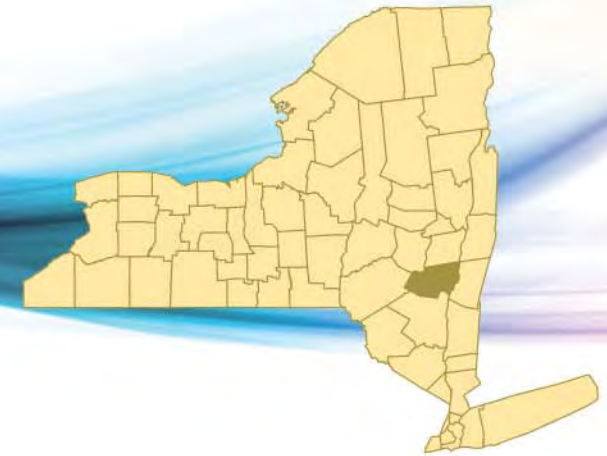
NEW YORK KIDS COUNT
2012 Data Book



www.nyskwic.org

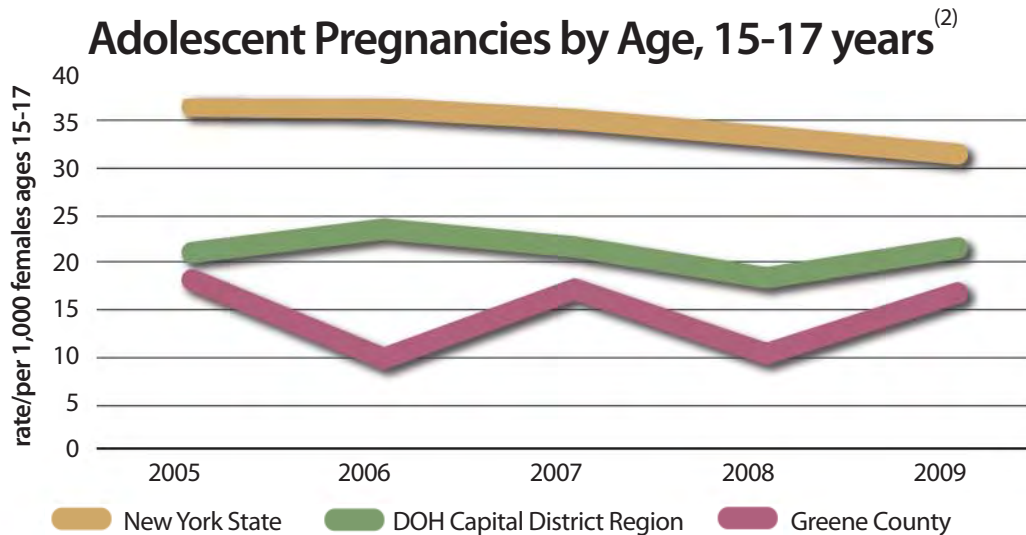
Data Sources: U.S. Census, Table B1710, 2006-2010 American Community Survey.
 *Estimate based on small sample of the population, may not be statistically reliable.
 WIC - NYS Department of Health, March 2012
 DOL One Stop - NYS Department of Labor, March 2012
 Head Start and Early Head Start - Administration for Children and Families, Region II, March 2012

GREENE COUNTY



Age Distribution in Greene County, 2010⁽¹⁾

- Under 5 years
- 5 to 9 years
- 10 to 14 years
- 15 to 19 years
- 20 to 64 years
- 65+



Adolescent Pregnancies by Age, 15-17 years⁽²⁾

Legend: ■ New York State ■ DOH Capital District Region ■ Greene County

Data Sources:

(1) U.S. Census, American Community Survey, 2006-2010.

(2) Council on Children and Families, Kids' Well-being Indicators Clearinghouse (KWIC) at www.nyskwic.org.

Greene County

Veterans **12.4%**
(25+ years old)⁽¹⁾

Bachelor's Degree **19.2%**
(25+ years old)⁽¹⁾

Childhood Poverty **20.2%**
(0 - 17 years old)⁽²⁾

Infant Mortality **0.7 per 1,000**
(live births)⁽²⁾

DWI **122.1 per 10,000**
(16 - 21 years old)⁽²⁾

Foster Care Admissions **5.6 per 1,000**
(children under 18)⁽²⁾






Unemployment **8.6%**
(16+ years old)⁽²⁾

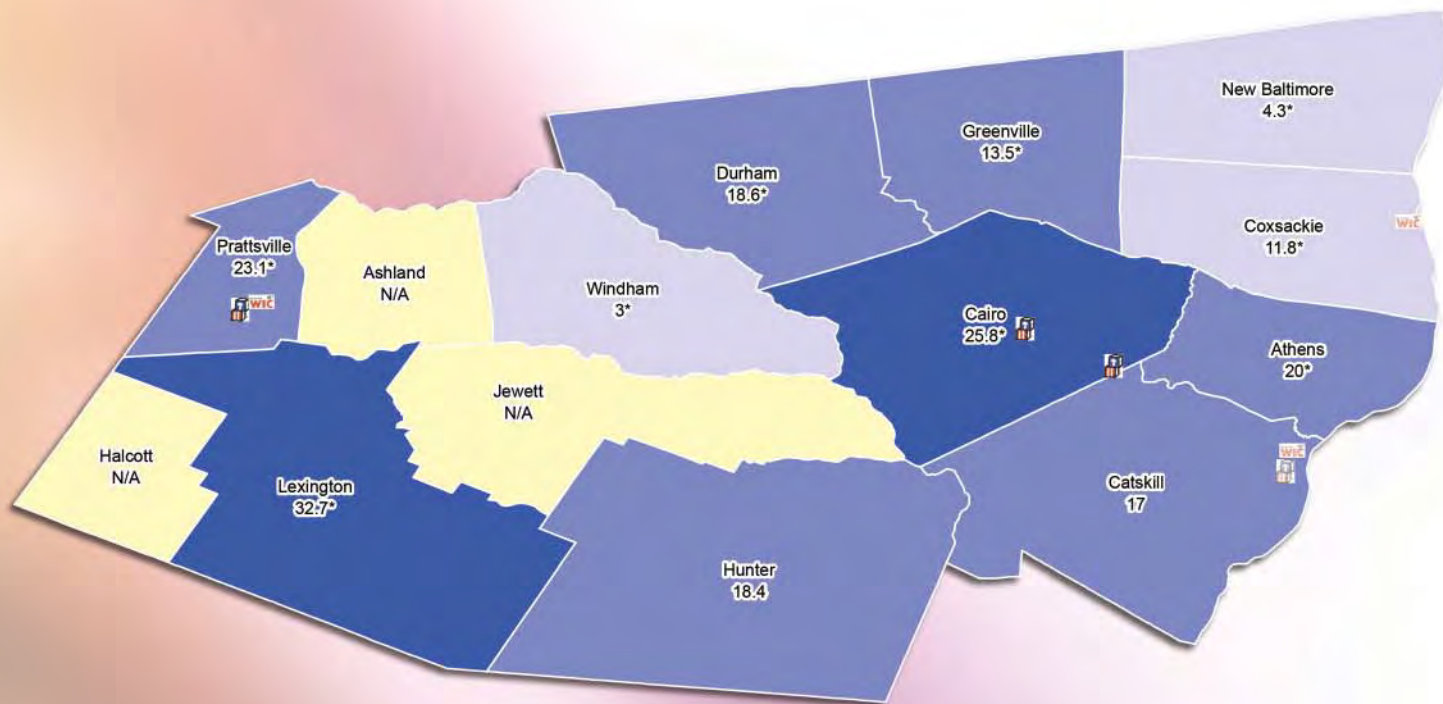
Percent of Families with Related Children Living At or Below Poverty Level

Assets

-  WIC (3)
-  DOL One Stop (0)
-  Head Start (4)
-  Early Head Start (0)

Percent Poverty

-  37.6 - 50.5
-  25.1 - 37.5
-  12.6 - 25.0
-  1.0 - 12.5
-  No Data Available



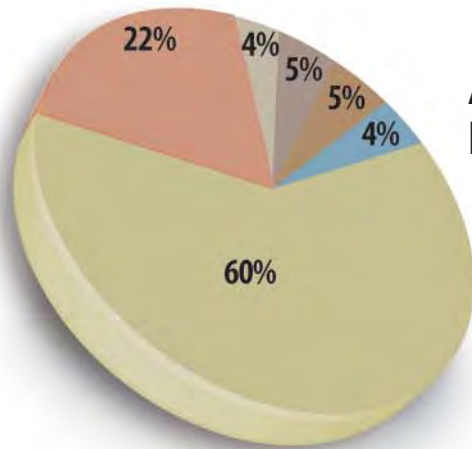
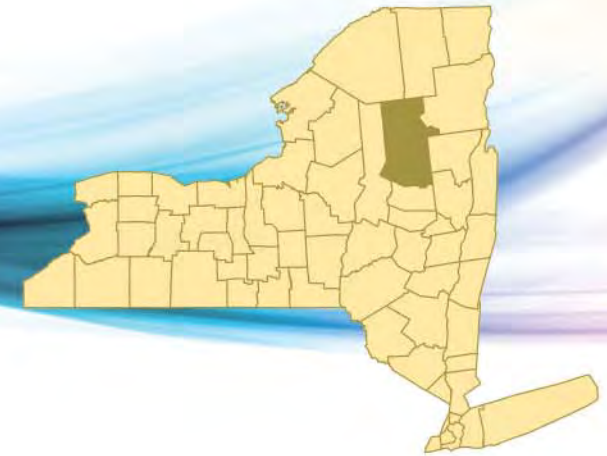
NEW YORK KIDS COUNT
2012 Data Book



www.nyskwic.org

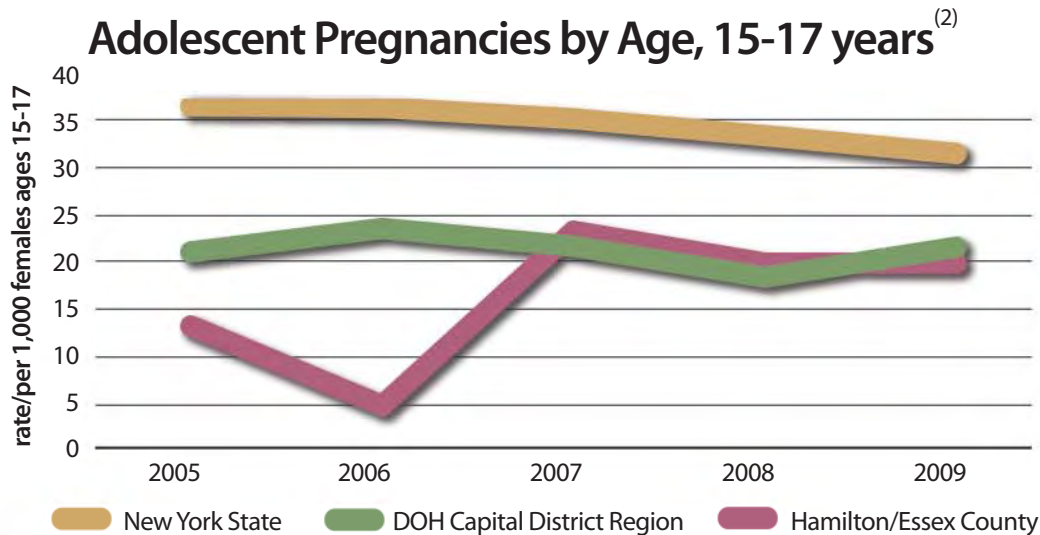
Data Sources: U.S. Census, Table B1710, 2006-2010 American Community Survey.
 *Estimate based on small sample of the population, may not be statistically reliable.
 WIC - NYS Department of Health, March 2012
 DOL One Stop - NYS Department of Labor, March 2012
 Head Start and Early Head Start - Administration for Children and Families, Region II, March 2012

HAMILTON COUNTY



Age Distribution in Hamilton County, 2010⁽¹⁾

- Under 5 years
- 5 to 9 years
- 10 to 14 years
- 15 to 19 years
- 20 to 64 years
- 65+



Adolescent Pregnancies by Age, 15-17 years⁽²⁾

- New York State
- DOH Capital District Region
- Hamilton/Essex County

Data Sources:

(1) U.S. Census, American Community Survey, 2006-2010.

(2) Council on Children and Families, Kids' Well-being Indicators Clearinghouse (KWIC) at www.nyskwic.org.

Hamilton County

Veterans **15.5%**
(25+ years old)⁽¹⁾

Bachelor's Degree **25.9%**
(25+ years old)⁽¹⁾

Childhood Poverty **17.1%**
(0 - 17 years old)⁽²⁾

Infant Mortality **0.0 per 1,000**
(live births)⁽²⁾

DWI **125 per 10,000**
(16 - 21 years old)⁽²⁾

Foster Care Admissions **0.0 per 1,000**
(children under 18)⁽²⁾






Unemployment **8.4%**
(16+ years old)⁽²⁾

Percent of Families with Related Children Living At or Below Poverty Level

Assets

-  WIC (5)
-  DOL One Stop (0)
-  Head Start (0)
-  Early Head Start (0)

Percent Poverty

-  37.6 - 50.5
-  25.1 - 37.5
-  12.6 - 25.0
-  1.0 - 12.5
-  No Data Available

NEW YORK KIDS COUNT
2012 Data Book



www.nyskwic.org



Data Sources: U.S. Census, Table B1710, 2006-2010 American Community Survey.

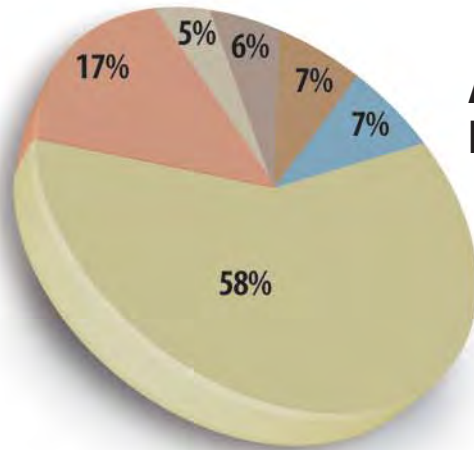
*Estimate based on small sample of the population, may not be statistically reliable.

WIC - NYS Department of Health, March 2012

DOL One Stop - NYS Department of Labor, March 2012

Head Start and Early Head Start - Administration for Children and Families, Region II, March 2012

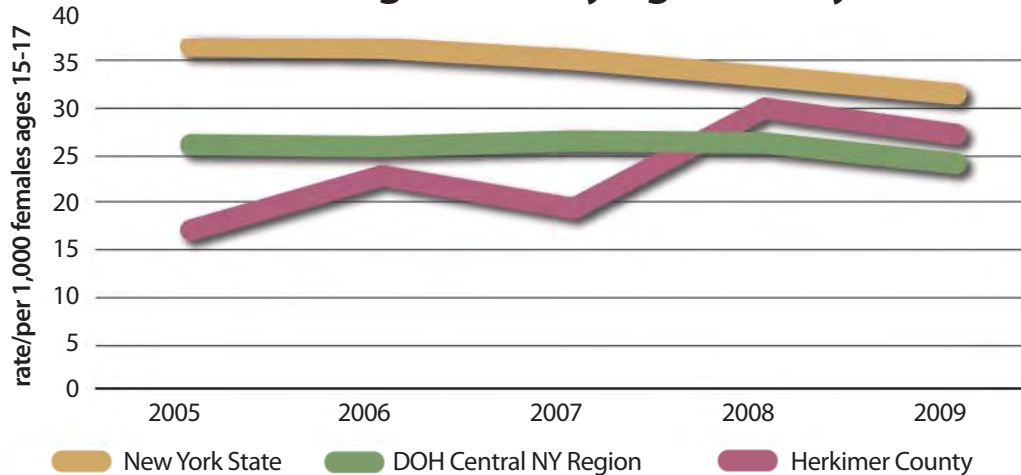
HERKIMER COUNTY



Age Distribution in Herkimer County, 2010⁽¹⁾

- Under 5 years
- 5 to 9 years
- 10 to 14 years
- 15 to 19 years
- 20 to 64 years
- 65+

Adolescent Pregnancies by Age, 15-17 years⁽²⁾



Data Sources:

(1) U.S. Census, American Community Survey, 2006-2010.

(2) Council on Children and Families, Kids' Well-being Indicators Clearinghouse (KWIC) at www.nyskwic.org.

Herkimer County

Veterans **11.7%**
(25+ years old)⁽¹⁾

Bachelor's Degree **25.9%**
(25+ years old)⁽¹⁾

Childhood Poverty **22.2%**
(0 - 17 years old)⁽²⁾

Infant Mortality **8.4 per 1,000**
(live births)⁽²⁾

DWI **118 per 10,000**
(16 - 21 years old)⁽²⁾

Foster Care Admissions **3.6 per 1,000**
(children under 18)⁽²⁾






Unemployment **8.4%**
(16+ years old)⁽²⁾

Percent of Families with Related Children Living At or Below Poverty Level

Assets

-  WIC (5)
-  DOL One Stop (1)
-  Head Start (6)
-  Early Head Start (2)

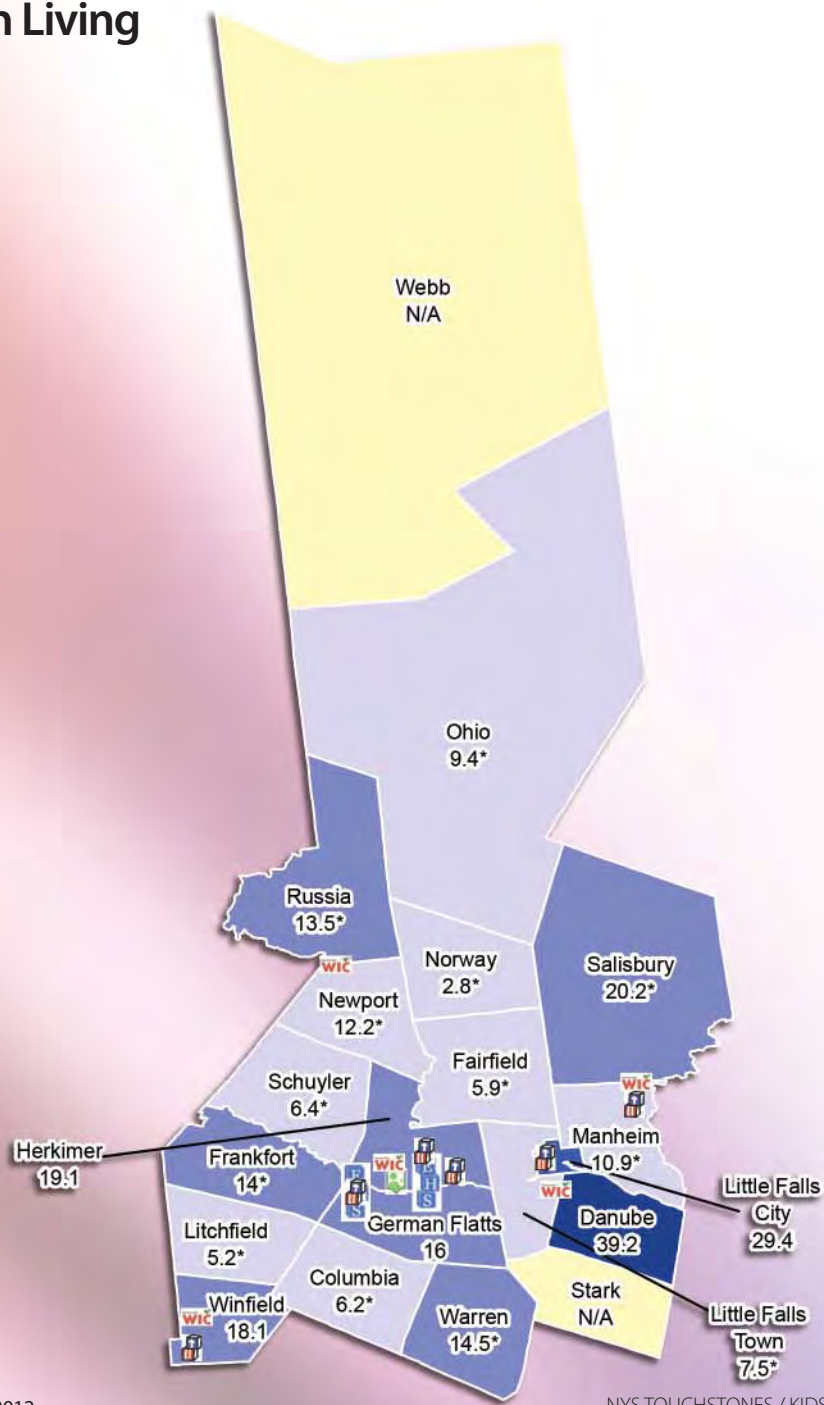
Percent Poverty

-  37.6 - 50.5
-  25.1 - 37.5
-  12.6 - 25.0
-  1.0 - 12.5
-  No Data Available

NEW YORK KIDS COUNT
2012 Data Book



www.nyskwic.org



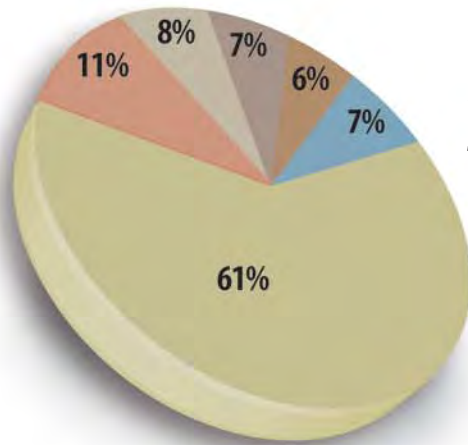
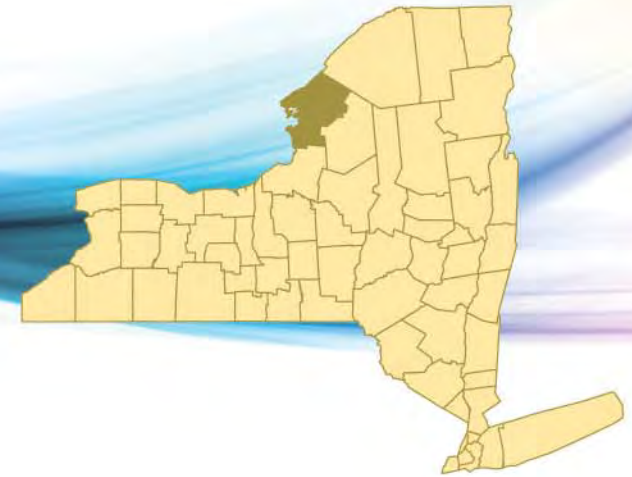
Data Sources: U.S. Census, Table B1710, 2006-2010 American Community Survey.
*Estimate based on small sample of the population, may not be statistically reliable.

WIC - NYS Department of Health, March 2012

DOL One Stop - NYS Department of Labor, March 2012

Head Start and Early Head Start - Administration for Children and Families, Region II, March 2012

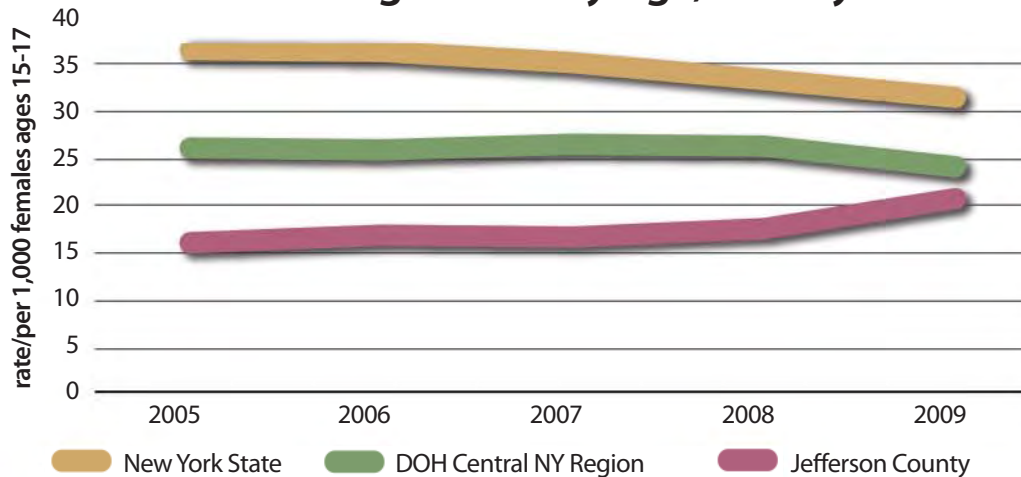
JEFFERSON COUNTY



Age Distribution in Jefferson County, 2010⁽¹⁾

- Under 5 years
- 5 to 9 years
- 10 to 14 years
- 15 to 19 years
- 20 to 64 years
- 65+

Adolescent Pregnancies by Age, 15-17 years⁽²⁾



Data Sources:

(1) U.S. Census, American Community Survey, 2006-2010.

(2) Council on Children and Families, Kids' Well-being Indicators Clearinghouse (KWIC) at www.nyskwic.org.

Jefferson County

Veterans **13.9%**
(25+ years old)⁽¹⁾

Bachelor's Degree **20.2%**
(25+ years old)⁽¹⁾

Childhood Poverty **20.4%**
(0 - 17 years old)⁽²⁾

Infant Mortality **7.1 per 1,000**
(live births)⁽²⁾

DWI **65.8 per 10,000**
(16 - 21 years old)⁽²⁾

Foster Care Admissions **3.6 per 1,000**
(children under 18)⁽²⁾






Unemployment **9.6%**
(16+ years old)⁽²⁾

Percent of Families with Related Children Living At or Below Poverty Level

Assets

-  WIC (7)
-  DOL One Stop (1)
-  Head Start (5)
-  Early Head Start (0)

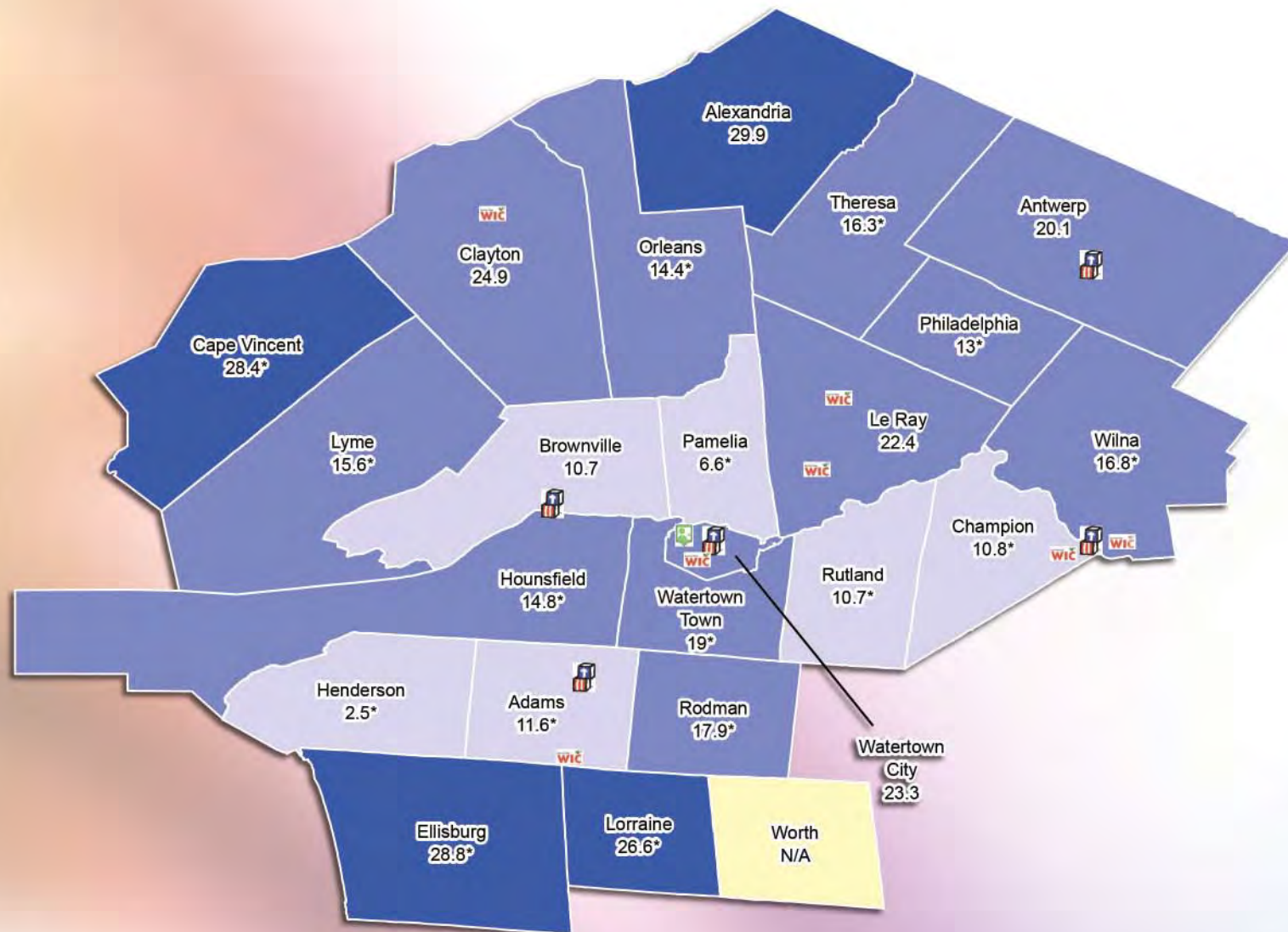
Percent Poverty

-  37.6 - 50.5
-  25.1 - 37.5
-  12.6 - 25.0
-  1.0 - 12.5
-  No Data Available

NEW YORK KIDS COUNT
2012 Data Book



www.nyskwic.org



Data Sources: U.S. Census, Table B1710, 2006-2010 American Community Survey.

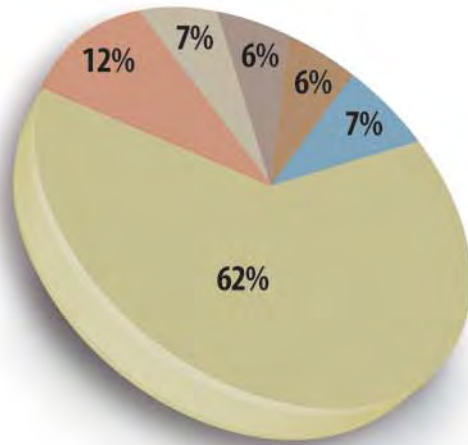
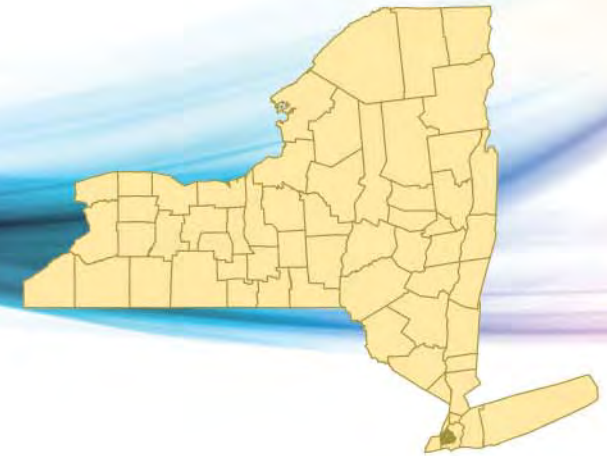
*Estimate based on small sample of the population, may not be statistically reliable.

WIC - NYS Department of Health, March 2012

DOL One Stop - NYS Department of Labor, March 2012

Head Start and Early Head Start - Administration for Children and Families, Region II, March 2012

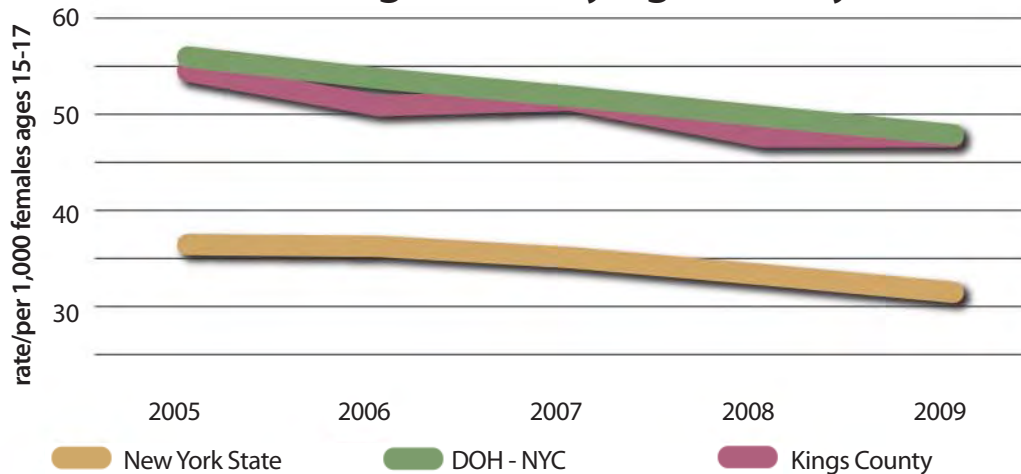
KINGS COUNTY



Age Distribution in Kings County, 2010⁽¹⁾

- Under 5 years
- 5 to 9 years
- 10 to 14 years
- 15 to 19 years
- 20 to 64 years
- 65+

Adolescent Pregnancies by Age, 15-17 years⁽²⁾



Kings County

Veterans **3.1%**
(25+ years old)⁽¹⁾

Bachelor's Degree **28.8%**
(25+ years old)⁽¹⁾

Childhood Poverty **32.9%**
(0 - 17 years old)⁽²⁾

Infant Mortality **5.2 per 1,000**
(live births)⁽²⁾

DWI **6.2 per 10,000**
(16 - 21 years old)⁽²⁾

Foster Care Admissions **N/A per 1,000**
(children under 18)⁽²⁾

Unemployment **10.2%**
(16+ years old)⁽²⁾

Data Sources:

(1) U.S. Census, American Community Survey, 2006-2010.





(2) Council on Children and Families, Kids' Well-being Indicators Clearinghouse (KWIC) at www.nyskwic.org.

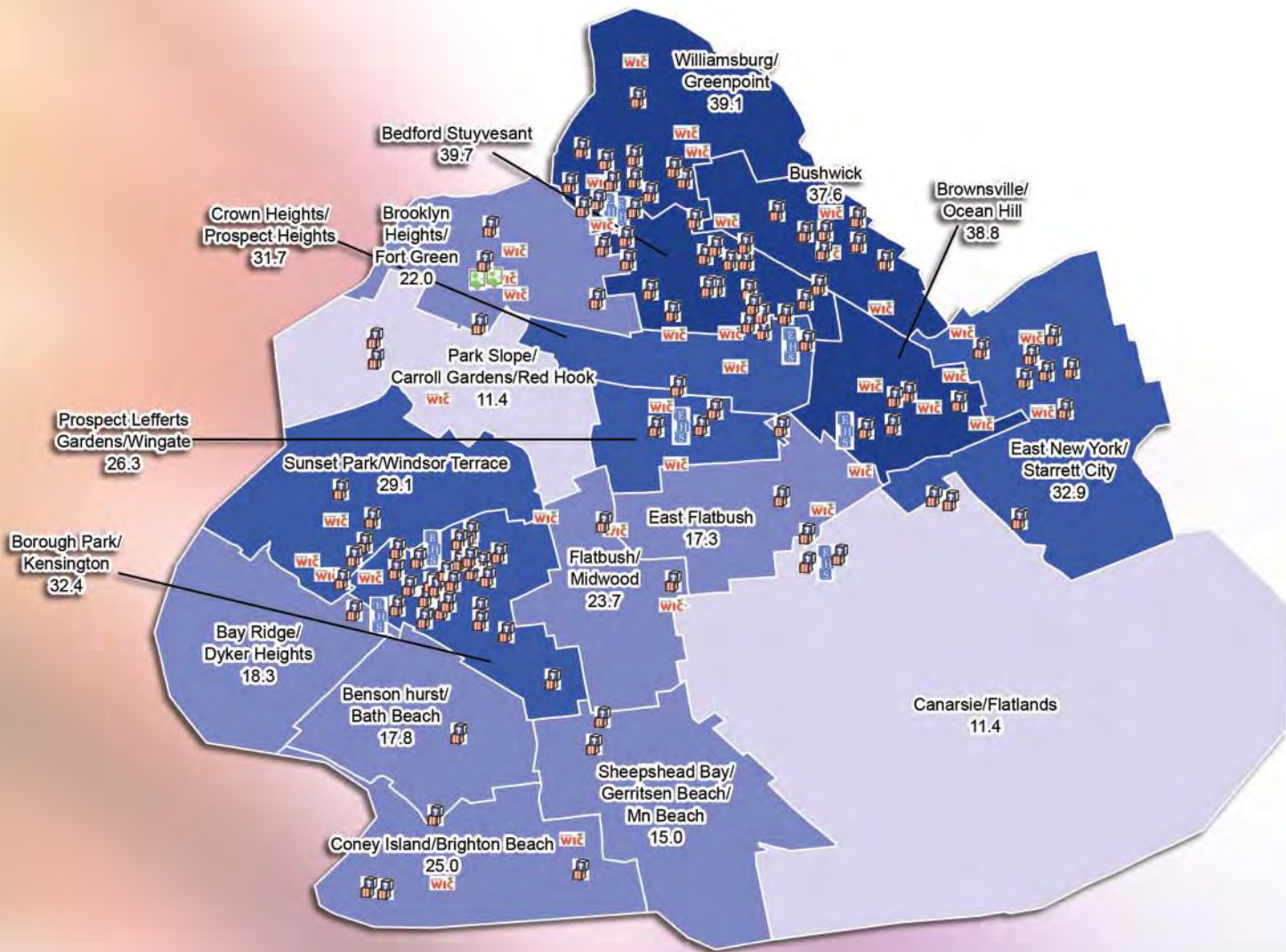
Percent of Families with Related Children Living At or Below Poverty Level

Assets

-  WIC (38)
-  DOL One Stop (2)
-  Head Start (131)
-  Early Head Start (8)

Percent Poverty

-  37.6 - 50.5
-  25.1 - 37.5
-  12.6 - 25.0
-  1.0 - 12.5



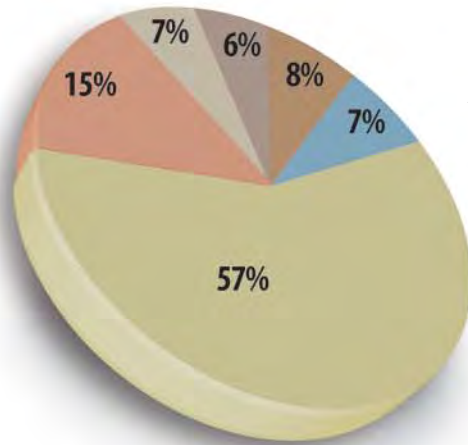
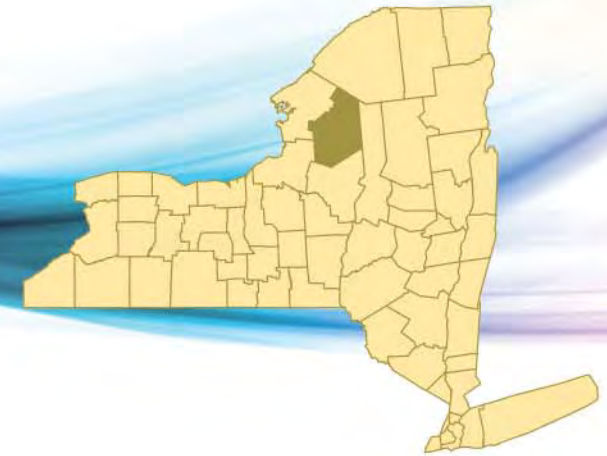
NEW YORK KIDS COUNT
2012 Data Book



www.nyskwic.org

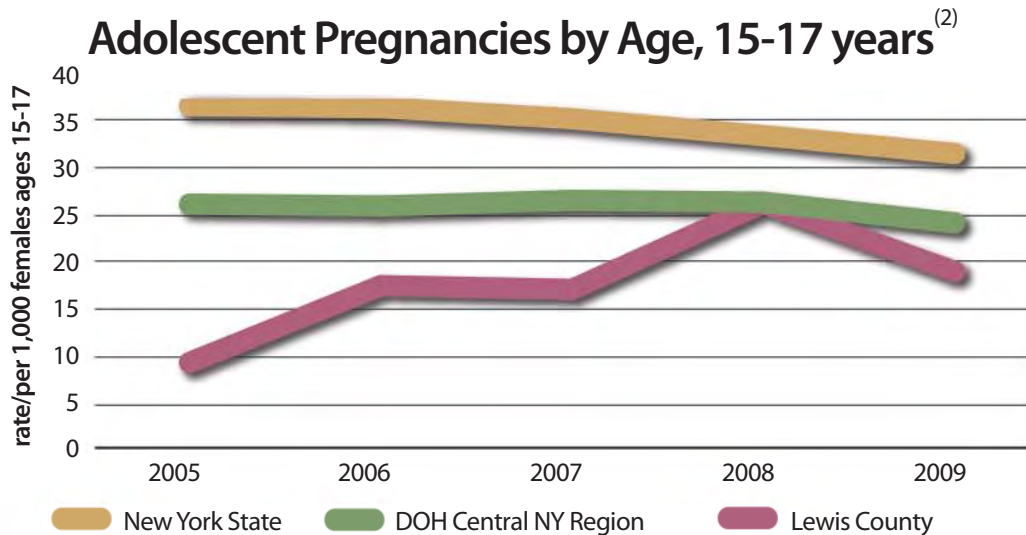
Data Sources: U.S. Census, Table B1710, 2006-2010 American Community Survey.
 *Estimate based on small sample of the population, may not be statistically reliable.
 WIC - NYS Department of Health, March 2012
 DOL One Stop - NYS Department of Labor, March 2012
 Head Start and Early Head Start - Administration for Children and Families, Region II, March 2012

LEWIS COUNTY



Age Distribution in Lewis County, 2010⁽¹⁾

- Under 5 years
- 5 to 9 years
- 10 to 14 years
- 15 to 19 years
- 20 to 64 years
- 65+



Adolescent Pregnancies by Age, 15-17 years⁽²⁾

Legend: ■ New York State ■ DOH Central NY Region ■ Lewis County

Data Sources:

(1) U.S. Census, American Community Survey, 2006-2010.

(2) Council on Children and Families, Kids' Well-being Indicators Clearinghouse (KWIC) at www.nyskwic.org.

Lewis County

Veterans **12.7%**
(25+ years old)⁽¹⁾

Bachelor's Degree **14.4%**
(25+ years old)⁽¹⁾

Childhood Poverty **21.2%**
(0 - 17 years old)⁽²⁾

Infant Mortality **5.1 per 1,000**
(live births)⁽²⁾

DWI **102.1 per 10,000**
(16 - 21 years old)⁽²⁾

Foster Care Admissions **1.7 per 1,000**
(children under 18)⁽²⁾





Unemployment **9.2%**
(16+ years old)⁽²⁾

Percent of Families with Related Children Living At or Below Poverty Level

Assets

-  WIC (4)
-  DOL One Stop (1)
-  Head Start (2)
-  Early Head Start (0)

Percent Poverty

-  37.6 - 50.5
-  25.1 - 37.5
-  12.6 - 25.0
-  1.0 - 12.5

NEW YORK KIDS COUNT
2012 Data Book



www.nyskwic.org



Data Sources: U.S. Census, Table B1710, 2006-2010 American Community Survey.

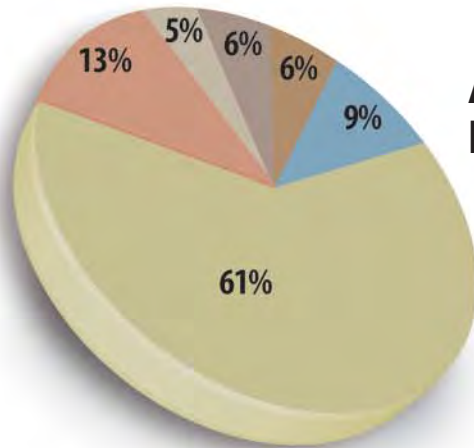
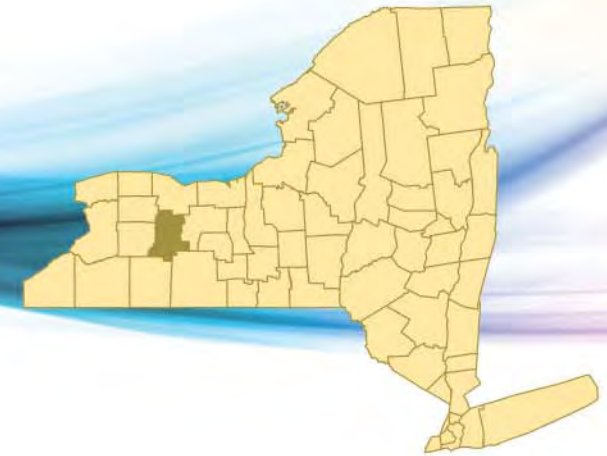
*Estimate based on small sample of the population, may not be statistically reliable.

WIC - NYS Department of Health, March 2012

DOL One Stop - NYS Department of Labor, March 2012

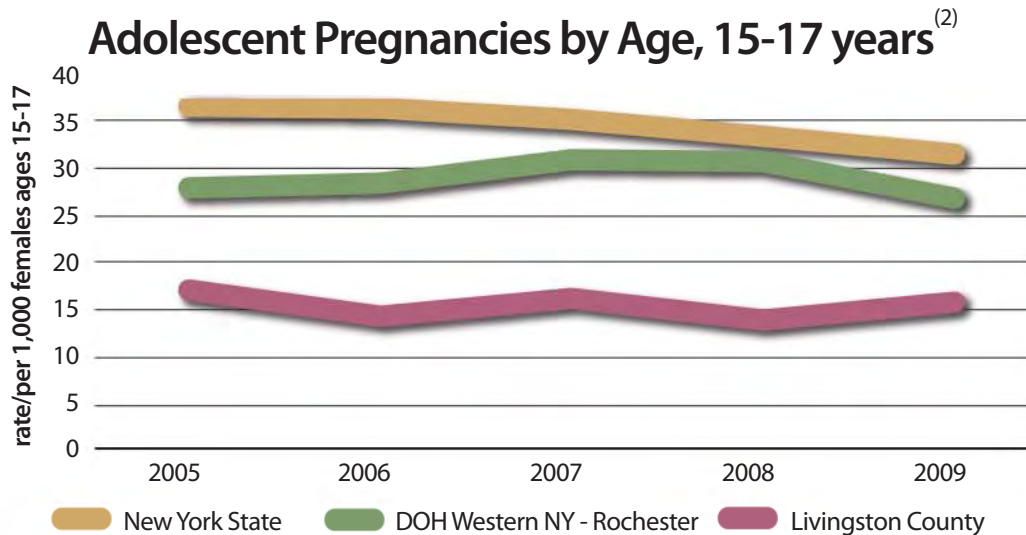
Head Start and Early Head Start - Administration for Children and Families, Region II, March 2012

LIVINGSTON COUNTY



Age Distribution in Livingston County, 2010⁽¹⁾

- Under 5 years
- 5 to 9 years
- 10 to 14 years
- 15 to 19 years
- 20 to 64 years
- 65+



Adolescent Pregnancies by Age, 15-17 years⁽²⁾

rate/per 1,000 females ages 15-17

- New York State
- DOH Western NY - Rochester
- Livingston County

Data Sources:

(1) U.S. Census, American Community Survey, 2006-2010.

(2) Council on Children and Families, Kids' Well-being Indicators Clearinghouse (KWIC) at www.nyskwic.org.

Livingston County

Veterans **9.6%**
(25+ years old)⁽¹⁾

Bachelor's Degree **23.4%**
(25+ years old)⁽¹⁾

Childhood Poverty **16.4%**
(0 - 17 years old)⁽²⁾

Infant Mortality **4.5 per 1,000**
(live births)⁽²⁾

DWI **41.8 per 10,000**
(16 - 21 years old)⁽²⁾

Foster Care Admissions **2.5 per 1,000**
(children under 18)⁽²⁾





Unemployment **8.7%**
(16+ years old)⁽²⁾

Percent of Families with Related Children Living At or Below Poverty Level

Assets

-  WIC (3)
-  DOL One Stop (1)
-  Head Start (3)
-  Early Head Start (0)

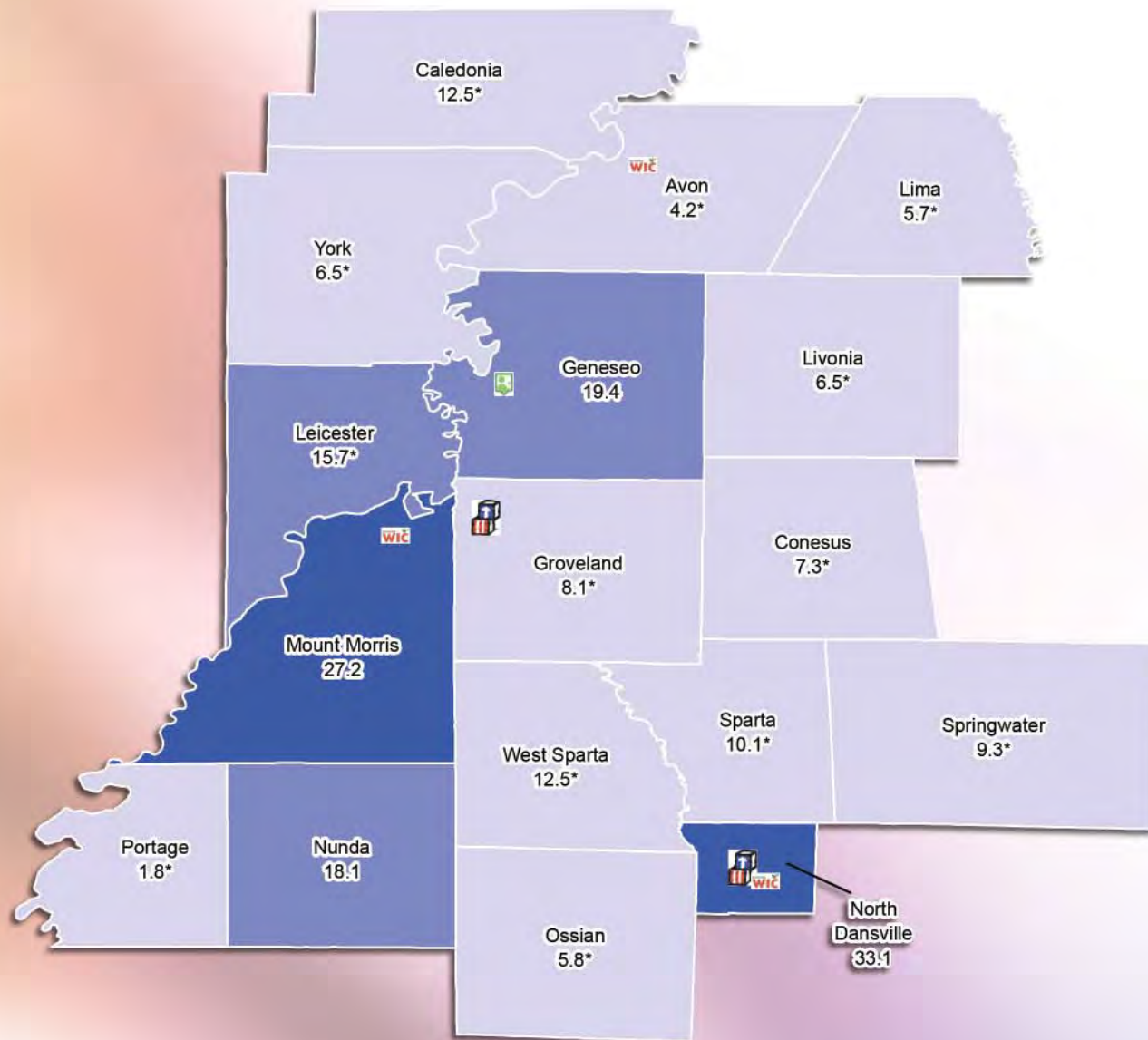
Percent Poverty

-  37.6 - 50.5
-  25.1 - 37.5
-  12.6 - 25.0
-  1.0 - 12.5

NEW YORK KIDS COUNT
2012 Data Book



www.nyskwic.org



Data Sources: U.S. Census, Table B1710, 2006-2010 American Community Survey.

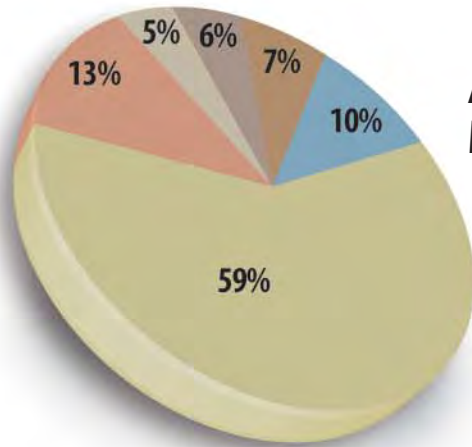
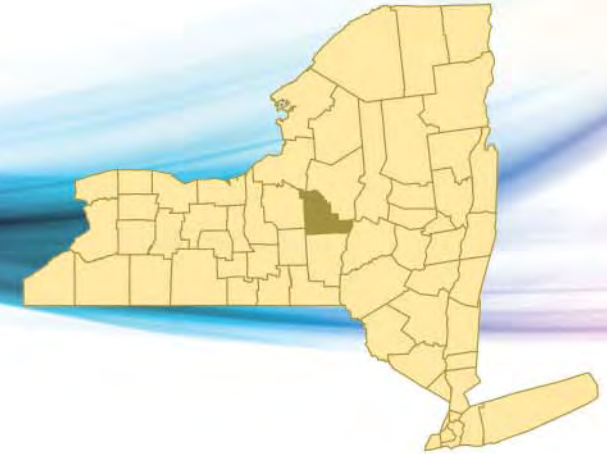
*Estimate based on small sample of the population, may not be statistically reliable.

WIC - NYS Department of Health, March 2012

DOL One Stop - NYS Department of Labor, March 2012

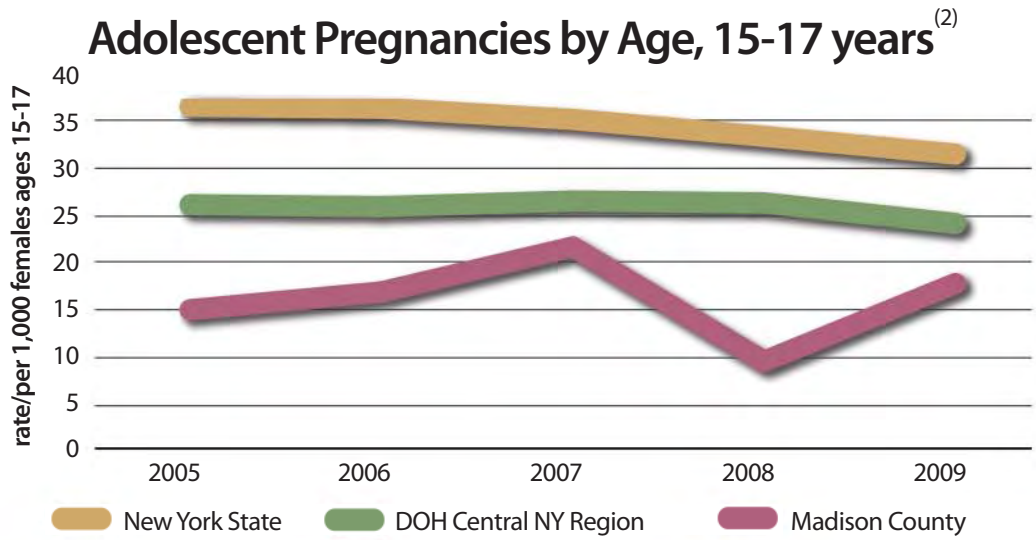
Head Start and Early Head Start - Administration for Children and Families, Region II, March 2012

MADISON COUNTY



Age Distribution in Madison County, 2010⁽¹⁾

- Under 5 years
- 5 to 9 years
- 10 to 14 years
- 15 to 19 years
- 20 to 64 years
- 65+



Adolescent Pregnancies by Age, 15-17 years⁽²⁾

Madison County

Veterans (25+ years old) ⁽¹⁾	11.4%
Bachelor's Degree (25+ years old) ⁽¹⁾	23.7%
Childhood Poverty (0 - 17 years old) ⁽²⁾	15.8%
Infant Mortality (live births) ⁽²⁾	3.7 per 1,000
DWI (16 - 21 years old) ⁽²⁾	37.4 per 10,000
Foster Care Admissions (children under 18) ⁽²⁾	2.1 per 1,000
Unemployment (16+ years old) ⁽²⁾	8.4%

Data Sources:

(1) U.S. Census, American Community Survey, 2006-2010.





(2) Council on Children and Families, Kids' Well-being Indicators Clearinghouse (KWIC) at www.nyskwic.org.

Percent of Families with Related Children Living At or Below Poverty Level

Assets

-  WIC (8)
-  DOL One Stop (1)
-  Head Start (7)
-  Early Head Start (2)

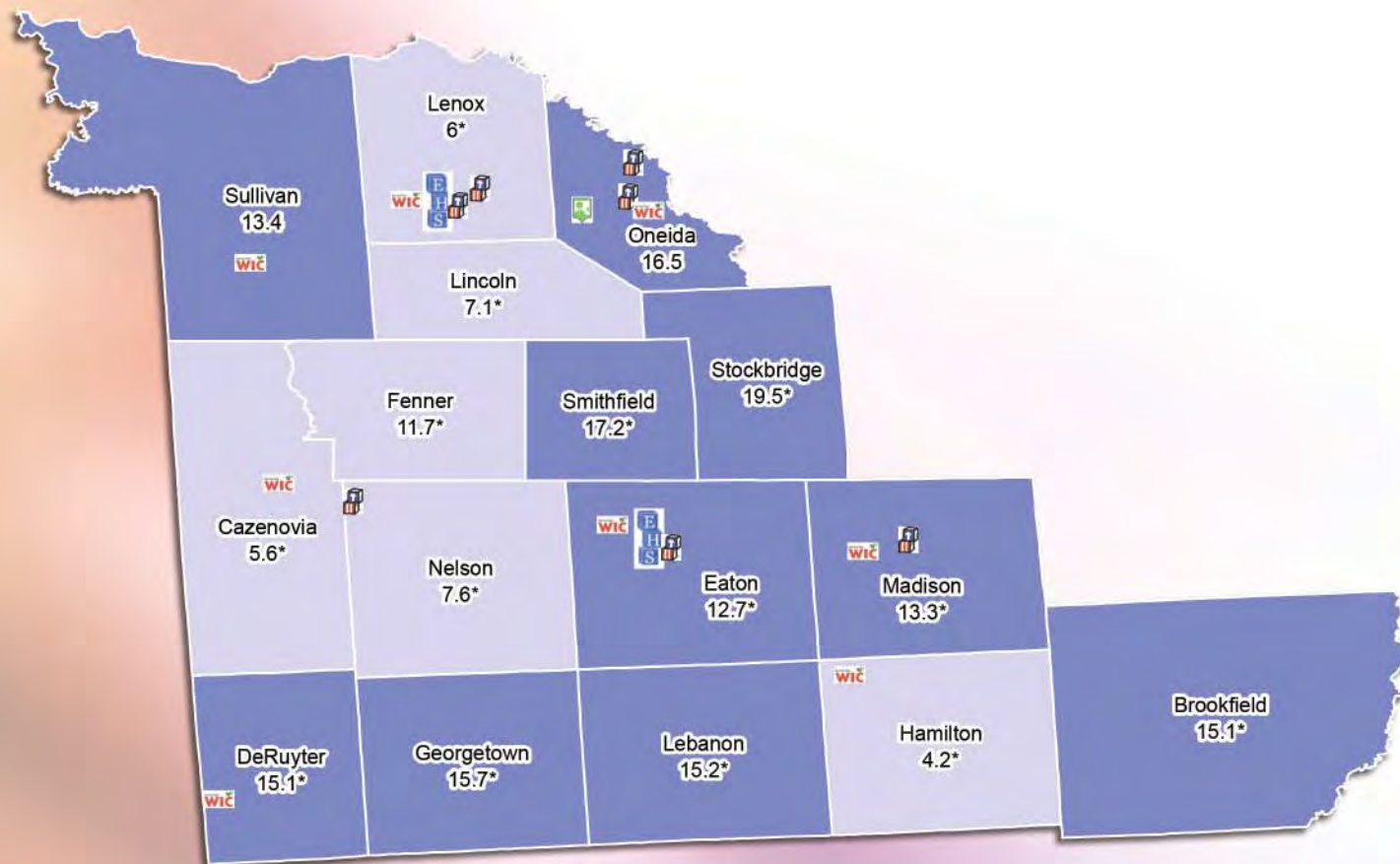
Percent Poverty

-  37.6 - 50.5
-  25.1 - 37.5
-  12.6 - 25.0
-  1.0 - 12.5

NEW YORK KIDS COUNT
2012 Data Book



www.nyskwic.org



Data Sources: U.S. Census, Table B1710, 2006-2010 American Community Survey.

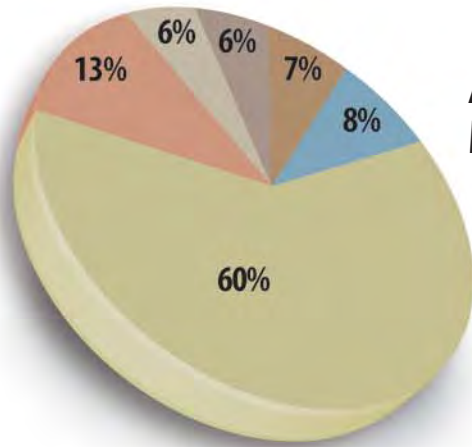
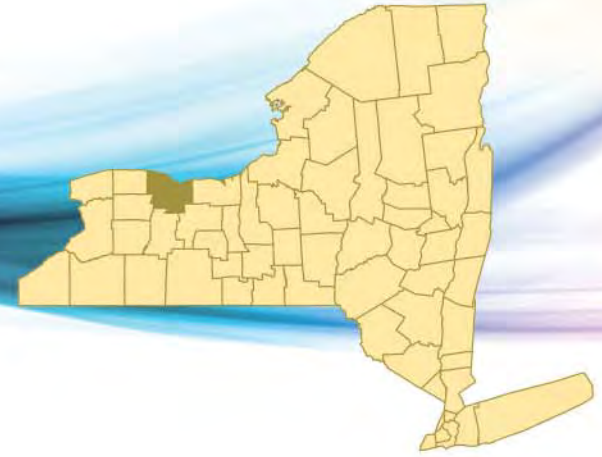
*Estimate based on small sample of the population, may not be statistically reliable.

WIC - NYS Department of Health, March 2012

DOL One Stop - NYS Department of Labor, March 2012

Head Start and Early Head Start - Administration for Children and Families, Region II, March 2012

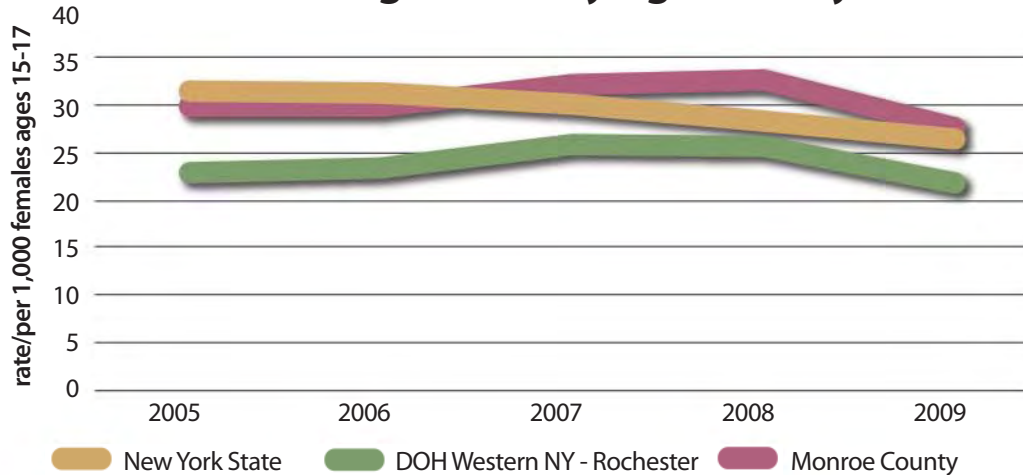
MONROE COUNTY



Age Distribution in Monroe County, 2010⁽¹⁾

-  Under 5 years
-  5 to 9 years
-  10 to 14 years
-  15 to 19 years
-  20 to 64 years
-  65+

Adolescent Pregnancies by Age, 15-17 years⁽²⁾



Data Sources:

(1) U.S. Census, American Community Survey, 2006-2010.

(2) Council on Children and Families, Kids' Well-being Indicators Clearinghouse (KWIC) at www.nyskwic.org.

Monroe County

Veterans **8.6%**
(25+ years old)⁽¹⁾

Bachelor's Degree **34.8%**
(25+ years old)⁽¹⁾

Childhood Poverty **20.8%**
(0 - 17 years old)⁽²⁾

Infant Mortality **7.7 per 1,000**
(live births)⁽²⁾

DWI **47.1 per 10,000**
(16 - 21 years old)⁽²⁾

Foster Care Admissions **2.2 per 1,000**
(children under 18)⁽²⁾





Unemployment **8%**
(16+ years old)⁽²⁾

Percent of Families with Related Children Living At or Below Poverty Level

Assets

-  WIC (14)
-  DOL One Stop (3)
-  Head Start (9)
-  Early Head Start (6)

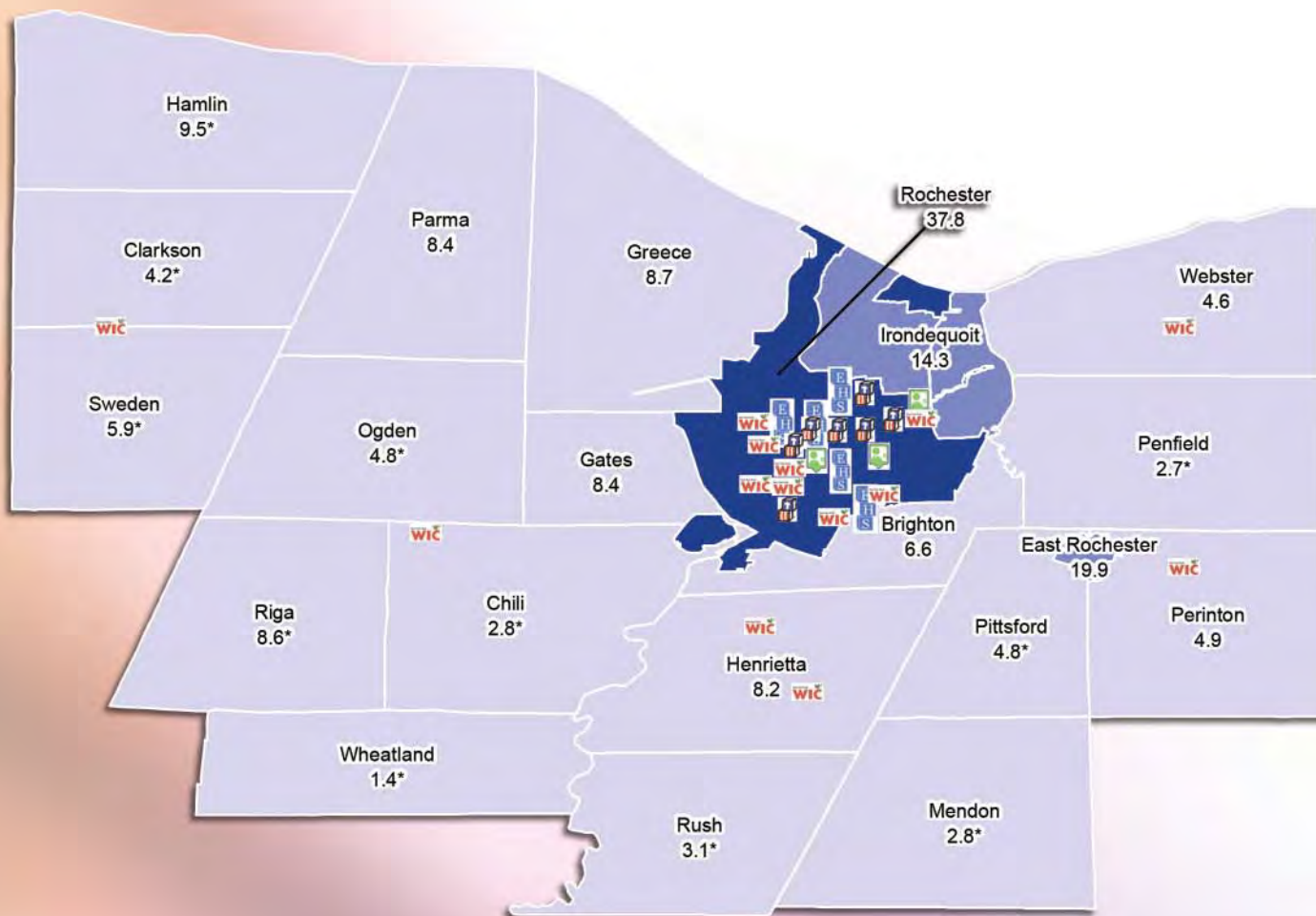
Percent Poverty

-  37.6 - 50.5
-  25.1 - 37.5
-  12.6 - 25.0
-  1.0 - 12.5

NEW YORK KIDS COUNT
2012 Data Book



www.nyskwic.org



Data Sources: U.S. Census, Table B1710, 2006-2010 American Community Survey.

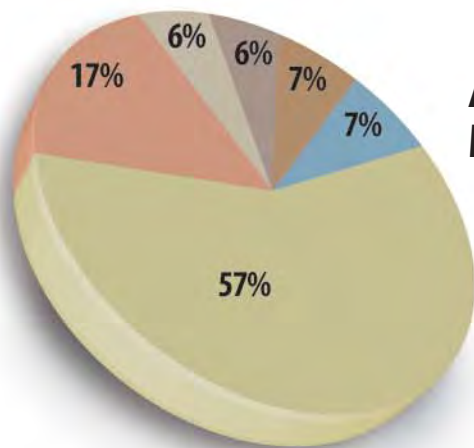
*Estimate based on small sample of the population, may not be statistically reliable.

WIC - NYS Department of Health, March 2012

DOL One Stop - NYS Department of Labor, March 2012

Head Start and Early Head Start - Administration for Children and Families, Region II, March 2012

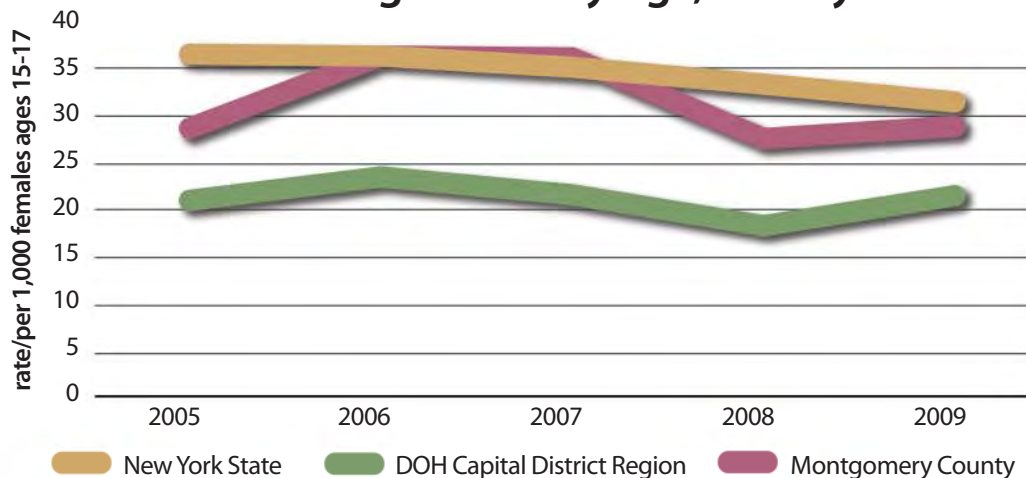
MONTGOMERY COUNTY



Age Distribution in Montgomery County, 2010⁽¹⁾

- Under 5 years
- 5 to 9 years
- 10 to 14 years
- 15 to 19 years
- 20 to 64 years
- 65+

Adolescent Pregnancies by Age, 15-17 years⁽²⁾



Data Sources:

(1) U.S. Census, American Community Survey, 2006-2010.

(2) Council on Children and Families, Kids' Well-being Indicators Clearinghouse (KWIC) at www.nyskwic.org.

Montgomery County

Veterans **11.2%**
(25+ years old)⁽¹⁾

Bachelor's Degree **15.9%**
(25+ years old)⁽¹⁾

Childhood Poverty **27.2%**
(0 - 17 years old)⁽²⁾

Infant Mortality **5.9 per 1,000**
(live births)⁽²⁾

DWI **66 per 10,000**
(16 - 21 years old)⁽²⁾

Foster Care Admissions **4.3 per 1,000**
(children under 18)⁽²⁾





Unemployment **9.8%**
(16+ years old)⁽²⁾

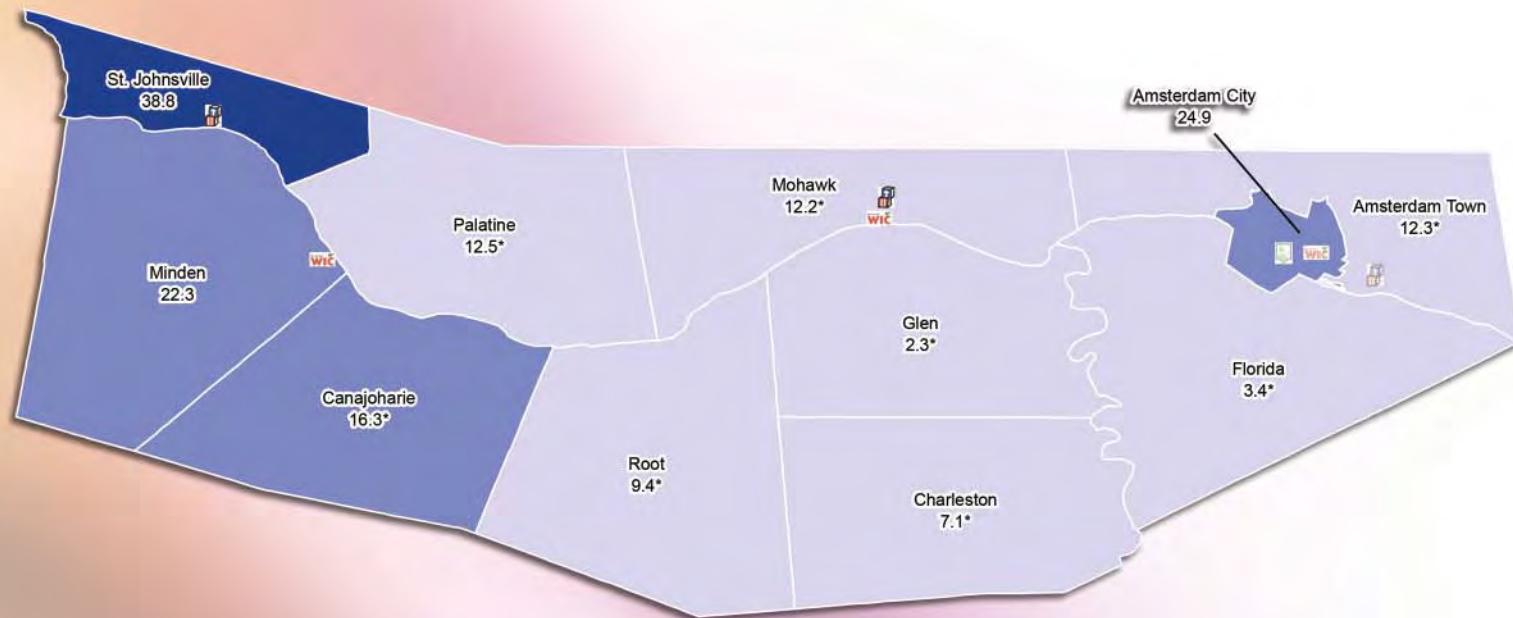
Percent of Families with Related Children Living At or Below Poverty Level

Assets

-  WIC (3)
-  DOL One Stop (1)
-  Head Start (3)
-  Early Head Start (0)

Percent Poverty

-  37.6 - 50.5
-  25.1 - 37.5
-  12.6 - 25.0
-  1.0 - 12.5



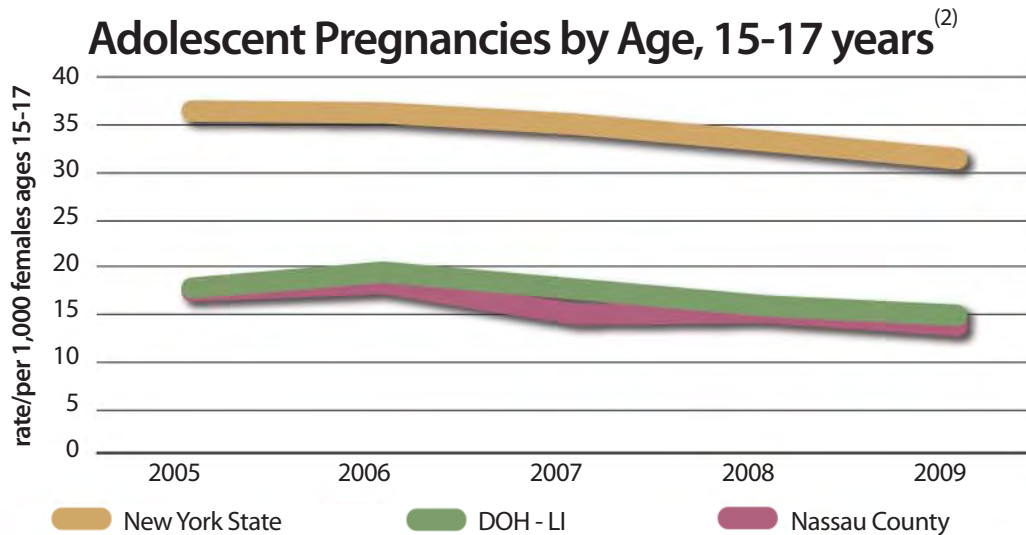
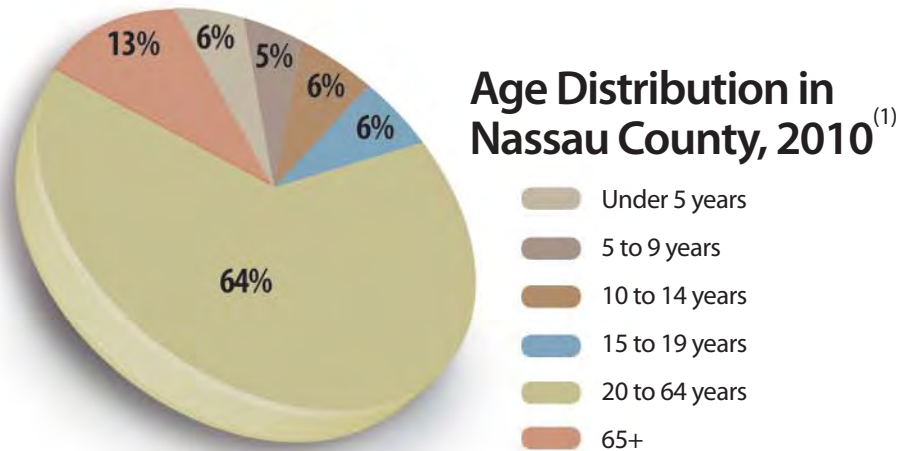
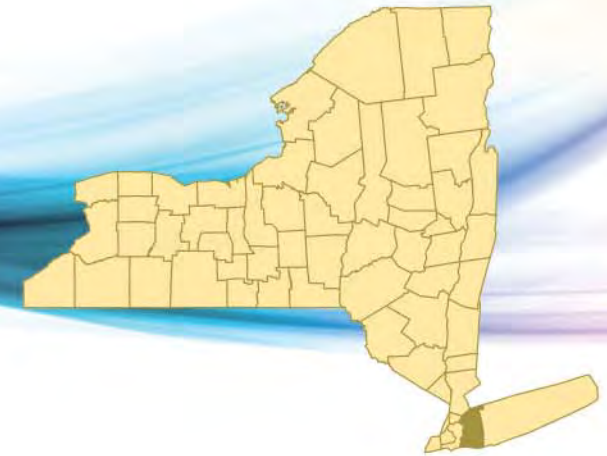
NEW YORK KIDS COUNT
2012 Data Book



www.nyskwic.org

Data Sources: U.S. Census, Table B1710, 2006-2010 American Community Survey.
 *Estimate based on small sample of the population, may not be statistically reliable.
 WIC - NYS Department of Health, March 2012
 DOL One Stop - NYS Department of Labor, March 2012
 Head Start and Early Head Start - Administration for Children and Families, Region II, March 2012

NASSAU COUNTY



Nassau County

Veterans **7%**
(25+ years old)⁽¹⁾

Bachelor's Degree **40.9%**
(25+ years old)⁽¹⁾

Childhood Poverty **7.9%**
(0 - 17 years old)⁽²⁾

Infant Mortality **4.7 per 1,000**
(live births)⁽²⁾

DWI **36.7 per 10,000**
(16 - 21 years old)⁽²⁾

Foster Care Admissions **0.9 per 1,000**
(children under 18)⁽²⁾

Unemployment **7.1%**
(16+ years old)⁽²⁾


Data Sources:

(1) U.S. Census, American Community Survey, 2006-2010.





(2) Council on Children and Families, Kids' Well-being Indicators Clearinghouse (KWIC) at www.nyskwic.org.

Percent of Families with Related Children Living At or Below Poverty Level

Assets

-  WIC (8)
-  DOL One Stop (3)
-  Head Start (10)
-  Early Head Start (0)

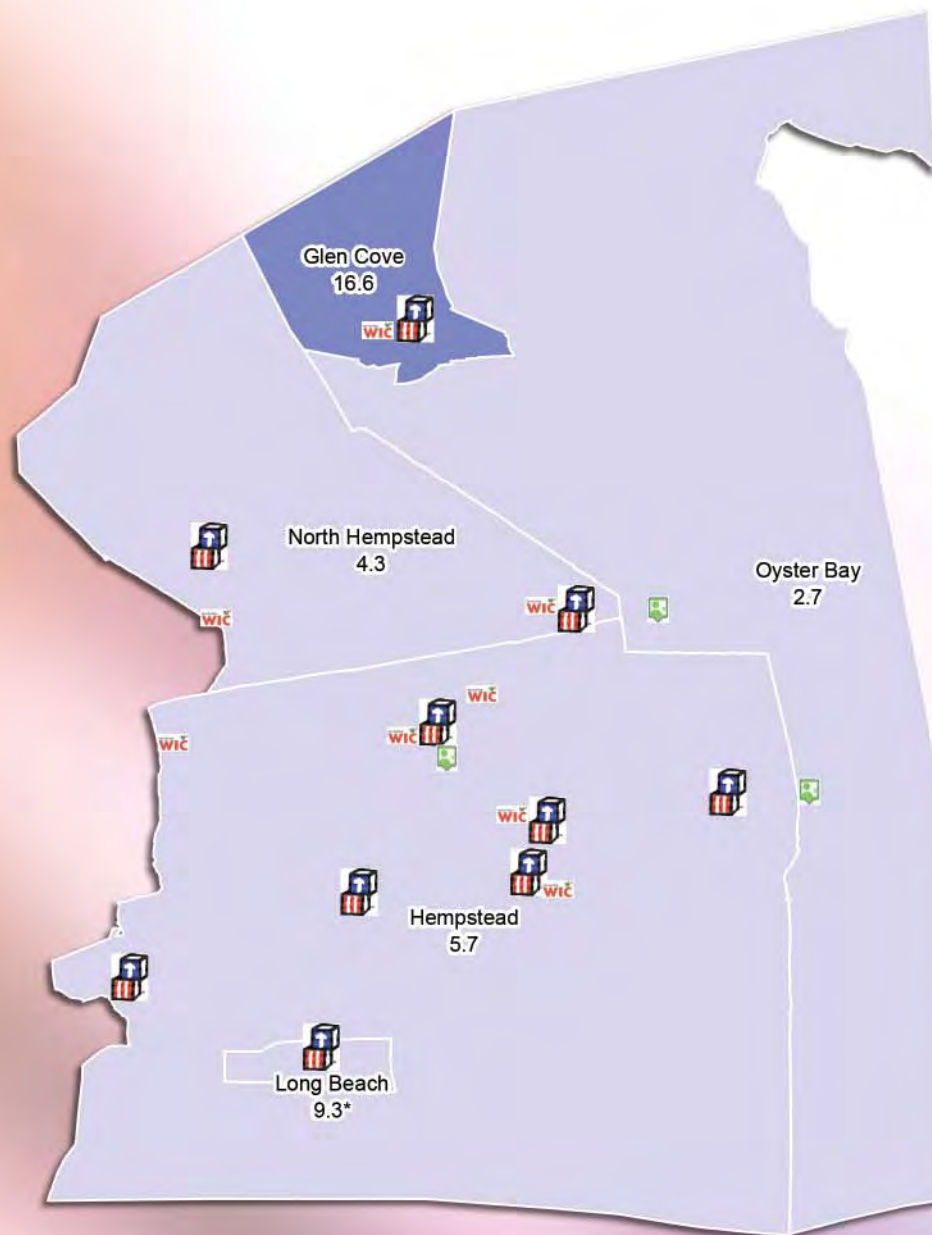
Percent Poverty

-  37.6 - 50.5
-  25.1 - 37.5
-  12.6 - 25.0
-  1.0 - 12.5

NEW YORK KIDS COUNT
2012 Data Book



www.nyskwic.org



Data Sources: U.S. Census, Table B1710, 2006-2010 American Community Survey.

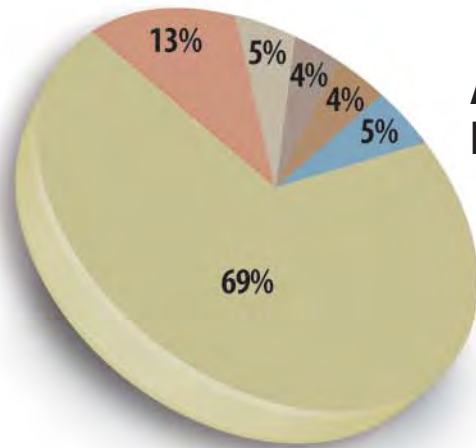
*Estimate based on small sample of the population, may not be statistically reliable.

WIC - NYS Department of Health, March 2012

DOL One Stop - NYS Department of Labor, March 2012

Head Start and Early Head Start - Administration for Children and Families, Region II, March 2012

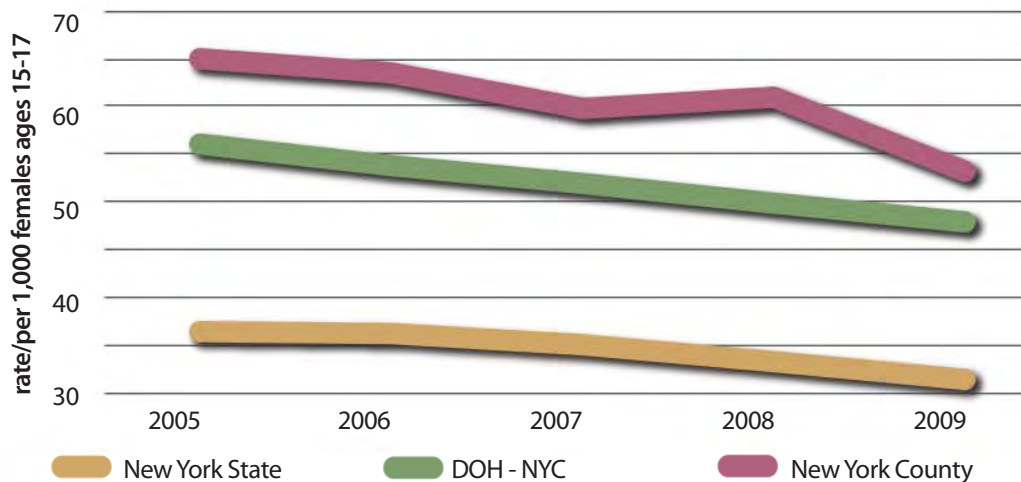
NEW YORK COUNTY



Age Distribution in New York County, 2010⁽¹⁾

- Under 5 years
- 5 to 9 years
- 10 to 14 years
- 15 to 19 years
- 20 to 64 years
- 65+

Adolescent Pregnancies by Age, 15-17 years⁽²⁾



Data Sources:

(1) U.S. Census, American Community Survey, 2006-2010.

(2) Council on Children and Families, Kids' Well-being Indicators Clearinghouse (KWIC) at www.nyskwic.org.

New York County

Veterans **3.7%**
(25+ years old)⁽¹⁾

Bachelor's Degree **57%**
(25+ years old)⁽¹⁾

Childhood Poverty **22.8%**
(0 - 17 years old)⁽²⁾

Infant Mortality **4.2 per 1,000**
(live births)⁽²⁾





DWI **12.6 per 10,000**
(16 - 21 years old)⁽²⁾

Foster Care Admissions **N/A per 1,000**
(children under 18)⁽²⁾





Unemployment **8%**
(16+ years old)⁽²⁾

Percent of Families with Related Children Living At or Below Poverty Level

Assets

-  WIC (25)
-  DOL One Stop (2)
-  Head Start (72)
-  Early Head Start (19)

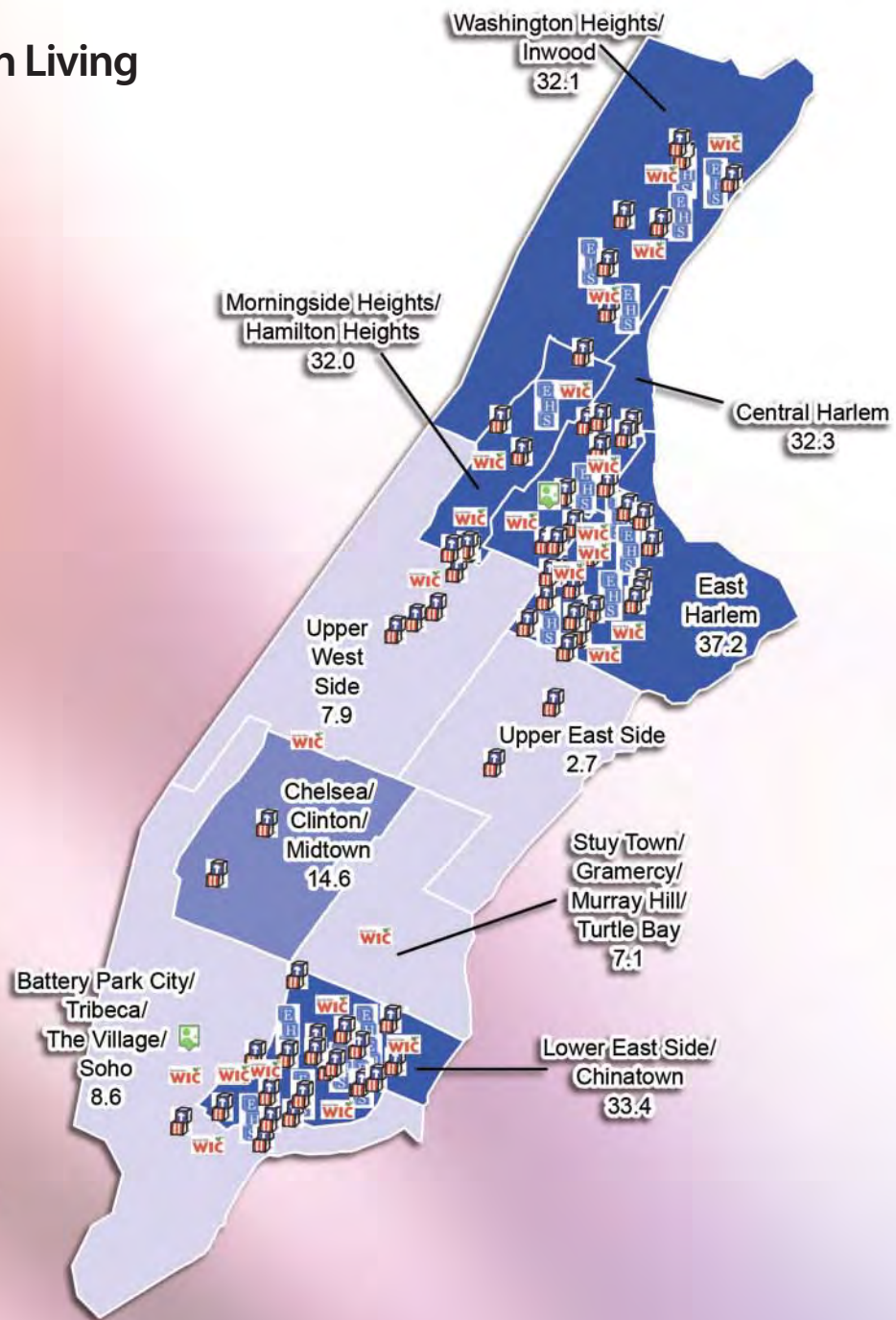
Percent Poverty

-  37.6 - 50.5
-  25.1 - 37.5
-  12.6 - 25.0
-  1.0 - 12.5

NEW YORK KIDS COUNT
2012 Data Book



www.nyskwic.org



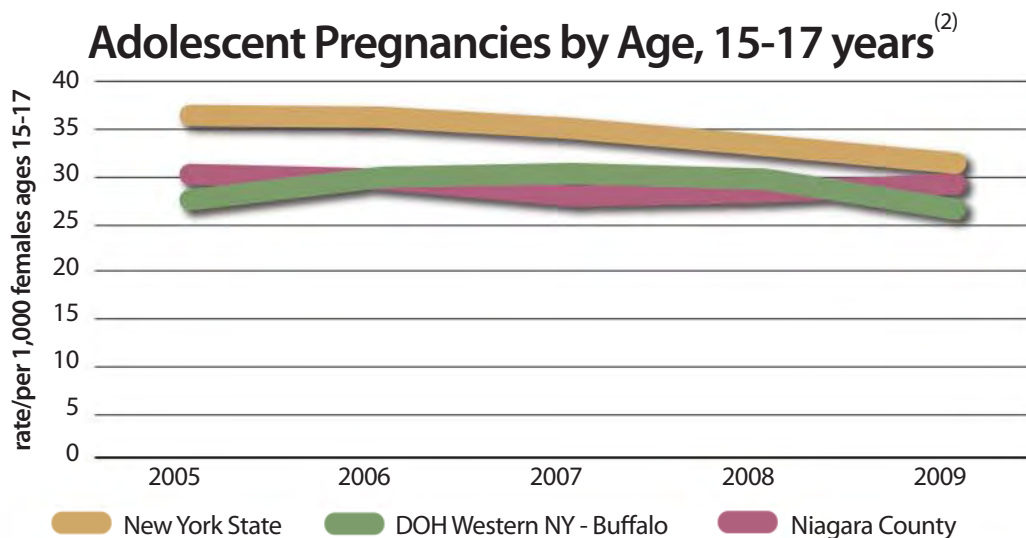
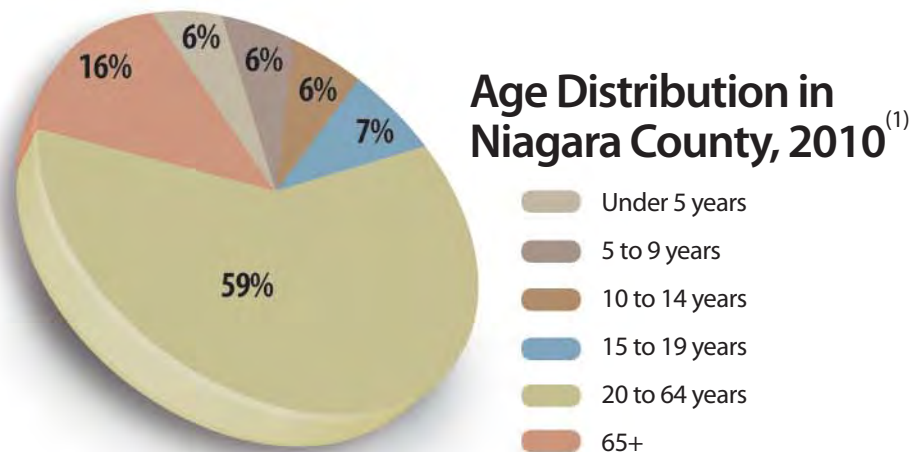
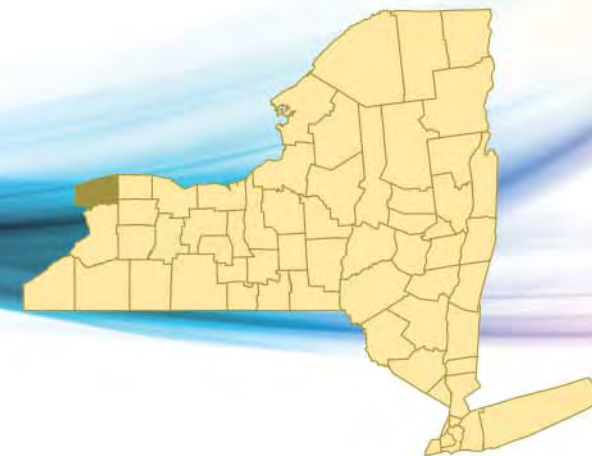
Data Sources: U.S. Census, Table B1710, 2006-2010 American Community Survey.
*Estimate based on small sample of the population, may not be statistically reliable.

WIC - NYS Department of Health, March 2012

DOL One Stop - NYS Department of Labor, March 2012

Head Start and Early Head Start - Administration for Children and Families, Region II, March 2012

NIAGARA COUNTY



Niagara County

Veterans **11.7%**
(25+ years old)⁽¹⁾

Bachelor's Degree **19.6%**
(25+ years old)⁽¹⁾

Childhood Poverty **19.6%**
(0 - 17 years old)⁽²⁾

Infant Mortality **7.5 per 1,000**
(live births)⁽²⁾

DWI **52.2 per 10,000**
(16 - 21 years old)⁽²⁾

Foster Care Admissions **2.5 per 1,000**
(children under 18)⁽²⁾

Unemployment **9.1%**
(16+ years old)⁽²⁾

Data Sources:

(1) U.S. Census, American Community Survey, 2006-2010.






(2) Council on Children and Families, Kids' Well-being Indicators Clearinghouse (KWIC) at www.nyskwic.org.

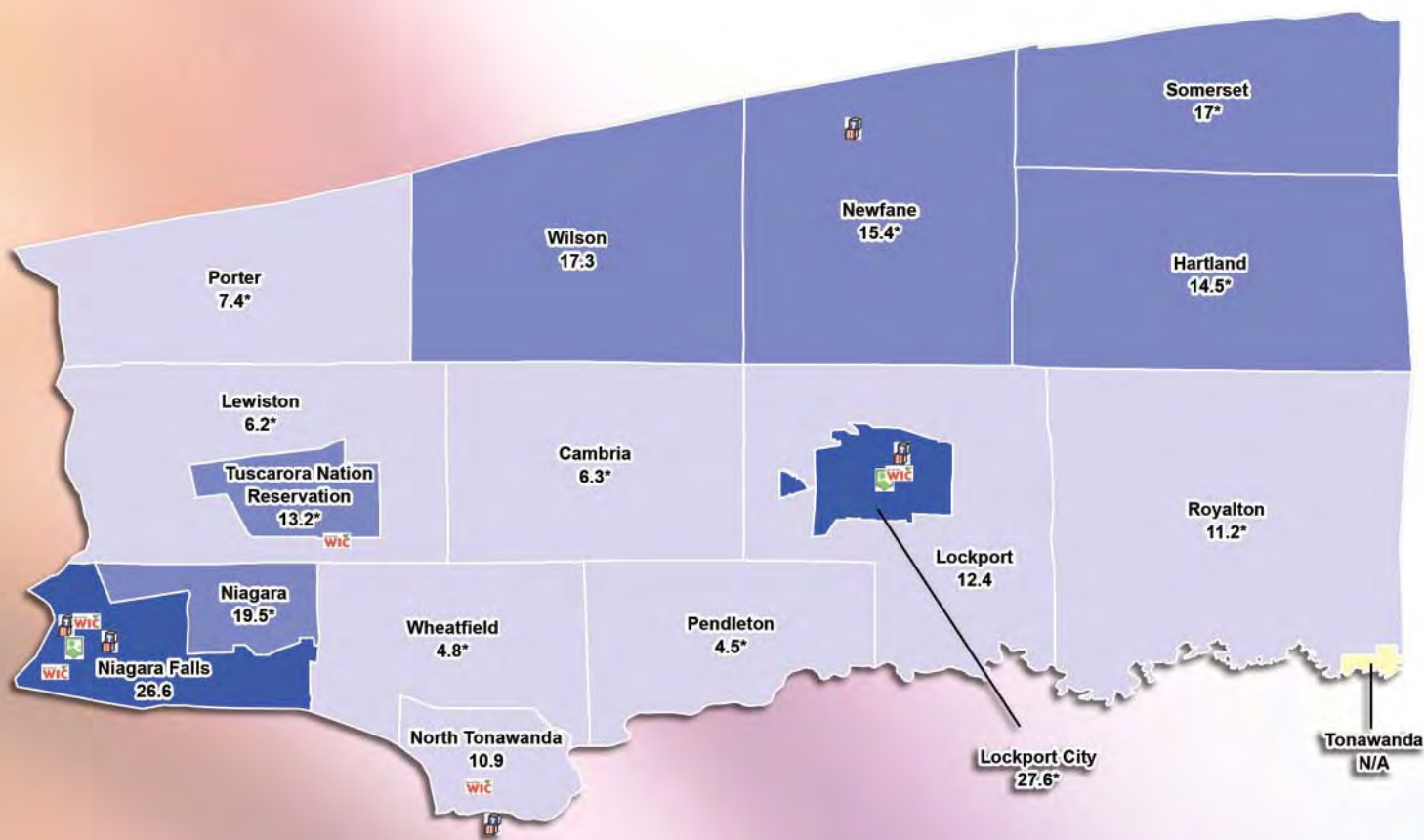
Percent of Families with Related Children Living At or Below Poverty Level

Assets

-  WIC (5)
-  DOL One Stop (2)
-  Head Start (5)
-  Early Head Start (0)

Percent Poverty

-  37.6 - 50.5
-  25.1 - 37.5
-  12.6 - 25.0
-  1.0 - 12.5
-  No Data Available



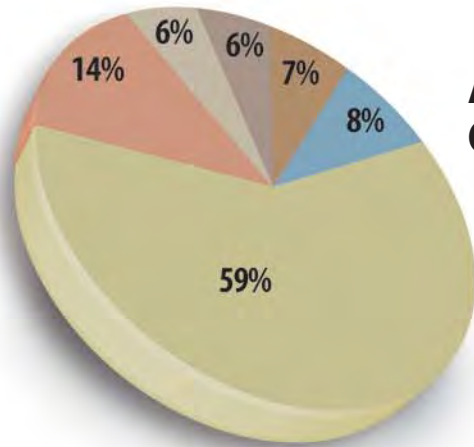
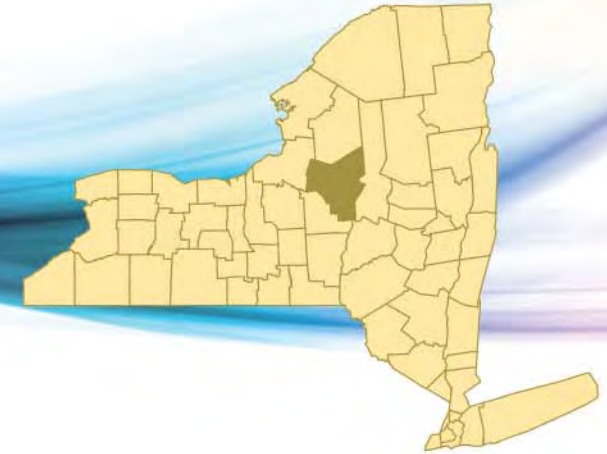
NEW YORK KIDS COUNT
2012 Data Book



www.nyskwic.org

Data Sources: U.S. Census, Table B1710, 2006-2010 American Community Survey.
 *Estimate based on small sample of the population, may not be statistically reliable.
 WIC - NYS Department of Health, March 2012
 DOL One Stop - NYS Department of Labor, March 2012
 Head Start and Early Head Start - Administration for Children and Families, Region II, March 2012

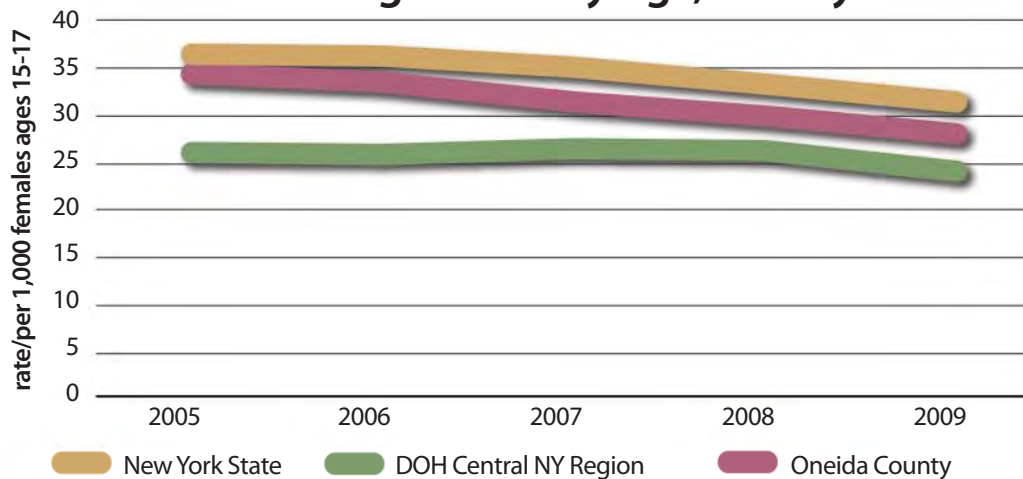
ONEIDA COUNTY



Age Distribution in Oneida County, 2010⁽¹⁾

- Under 5 years
- 5 to 9 years
- 10 to 14 years
- 15 to 19 years
- 20 to 64 years
- 65+

Adolescent Pregnancies by Age, 15-17 years⁽²⁾



Data Sources:

(1) U.S. Census, American Community Survey, 2006-2010.

(2) Council on Children and Families, Kids' Well-being Indicators Clearinghouse (KWIC) at www.nyskwic.org.

Oneida County

Veterans **11.6%**
(25+ years old)⁽¹⁾

Bachelor's Degree **21.5%**
(25+ years old)⁽¹⁾

Childhood Poverty **23.2%**
(0 - 17 years old)⁽²⁾

Infant Mortality **5.9 per 1,000**
(live births)⁽²⁾




DWI **53.3 per 10,000**
(16 - 21 years old)⁽²⁾

Foster Care Admissions **4.7 per 1,000**
(children under 18)⁽²⁾






Unemployment **7.8%**
(16+ years old)⁽²⁾

Percent of Families with Related Children Living At or Below Poverty Level

Assets

-  WIC (10)
-  DOL One Stop (2)
-  Head Start (12)
-  Early Head Start (5)

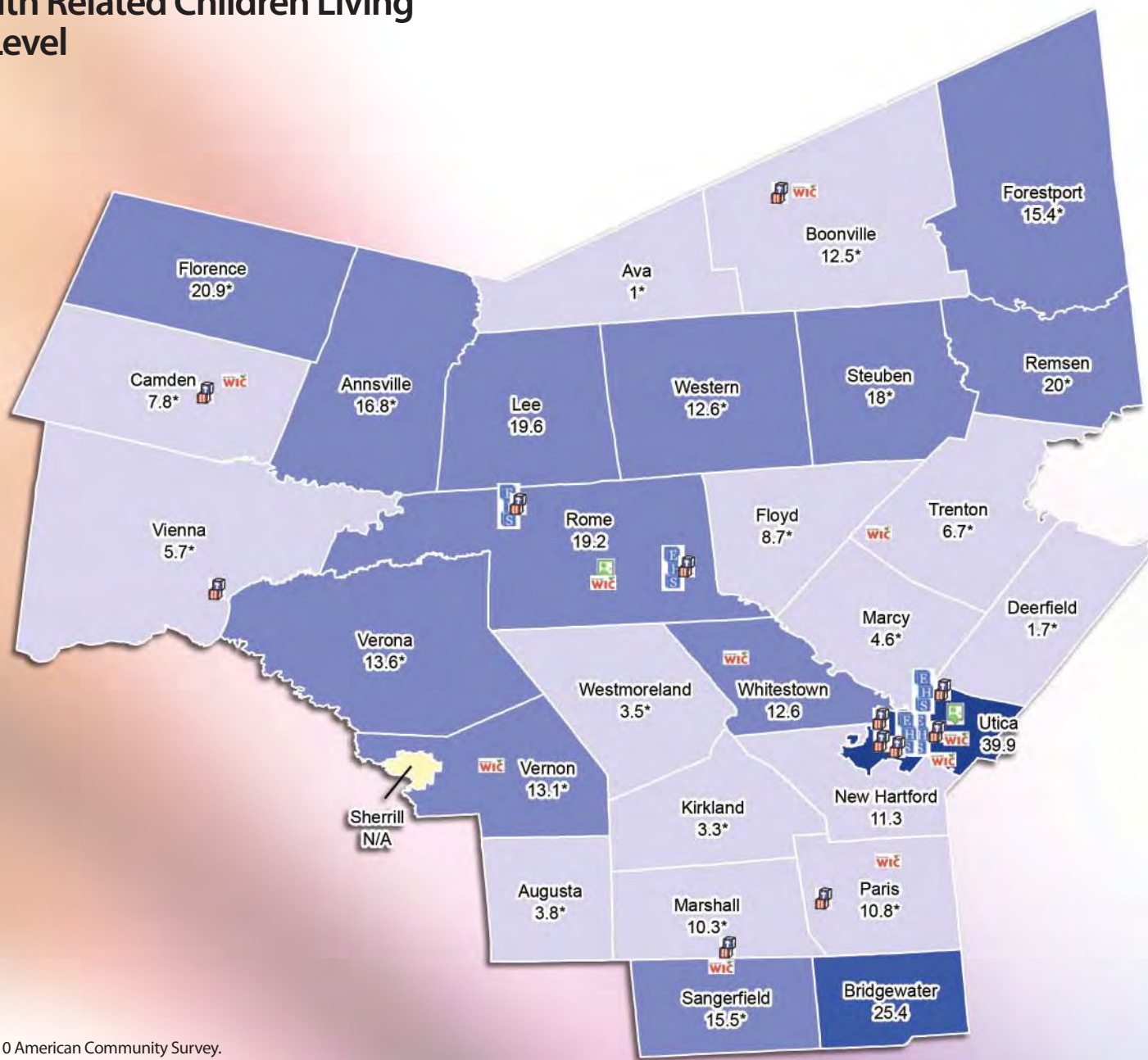
Percent Poverty

-  37.6 - 50.5
-  25.1 - 37.5
-  12.6 - 25.0
-  1.0 - 12.5
-  No Data Available

NEW YORK KIDS COUNT
2012 Data Book



www.nyskwic.org



Data Sources: U.S. Census, Table B1710, 2006-2010 American Community Survey.

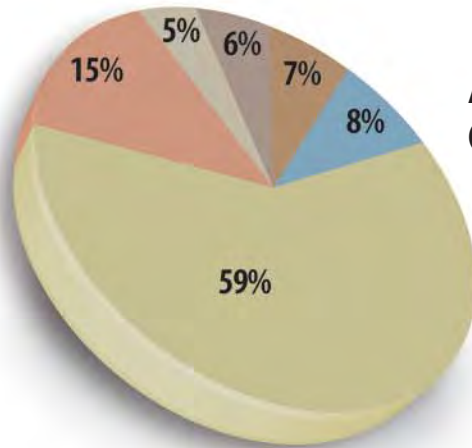
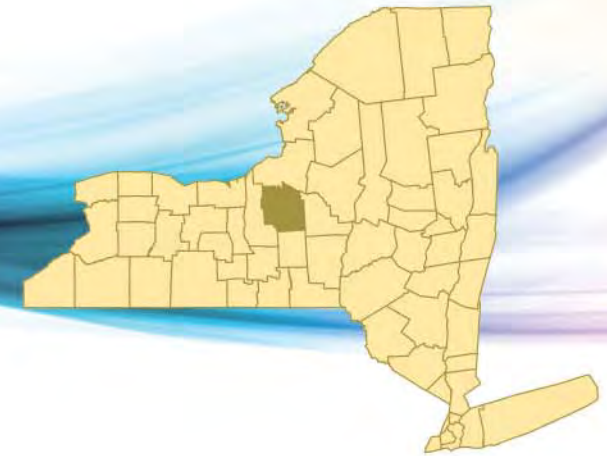
*Estimate based on small sample of the population, may not be statistically reliable.

WIC - NYS Department of Health, March 2012

DOL One Stop - NYS Department of Labor, March 2012

Head Start and Early Head Start - Administration for Children and Families, Region II, March 2012

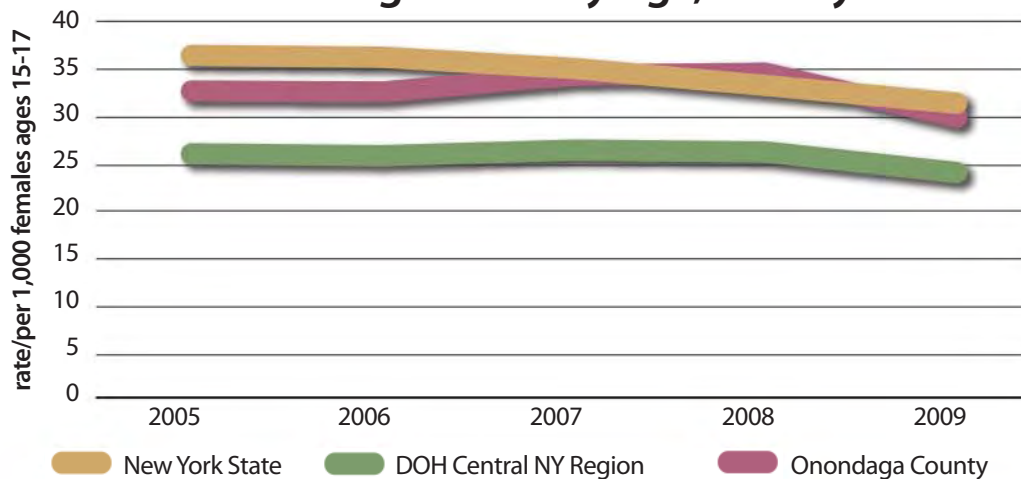
ONONDAGA COUNTY



Age Distribution in Onondaga County, 2010⁽¹⁾

- Under 5 years
- 5 to 9 years
- 10 to 14 years
- 15 to 19 years
- 20 to 64 years
- 65+

Adolescent Pregnancies by Age, 15-17 years⁽²⁾



Onondaga County

Veterans **9.7%**
(25+ years old)⁽¹⁾

Bachelor's Degree **32%**
(25+ years old)⁽¹⁾

Childhood Poverty **19.2%**
(0 - 17 years old)⁽²⁾

Infant Mortality **7.5 per 1,000**
(live births)⁽²⁾

DWI **41.3 per 10,000**
(16 - 21 years old)⁽²⁾

Foster Care Admissions **1.6 per 1,000**
(children under 18)⁽²⁾

Unemployment **8%**
(16+ years old)⁽²⁾


Data Sources:

(1) U.S. Census, American Community Survey, 2006-2010.






(2) Council on Children and Families, Kids' Well-being Indicators Clearinghouse (KWIC) at www.nyskwic.org.

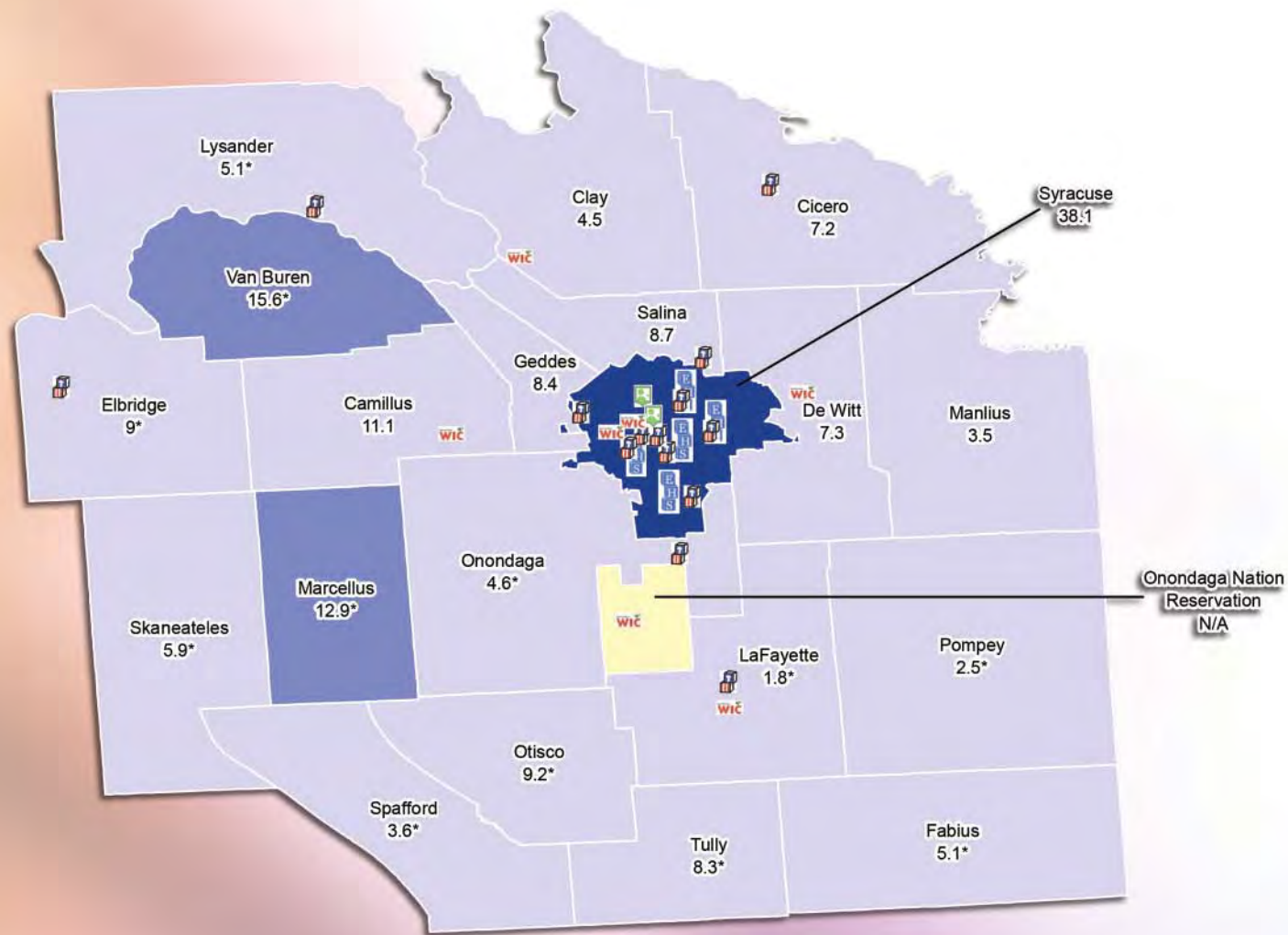
Percent of Families with Related Children Living At or Below Poverty Level

Assets

-  WIC (7)
-  DOL One Stop (2)
-  Head Start (15)
-  Early Head Start (5)

Percent Poverty

-  37.6 - 50.5
-  25.1 - 37.5
-  12.6 - 25.0
-  1.0 - 12.5
-  No Data Available



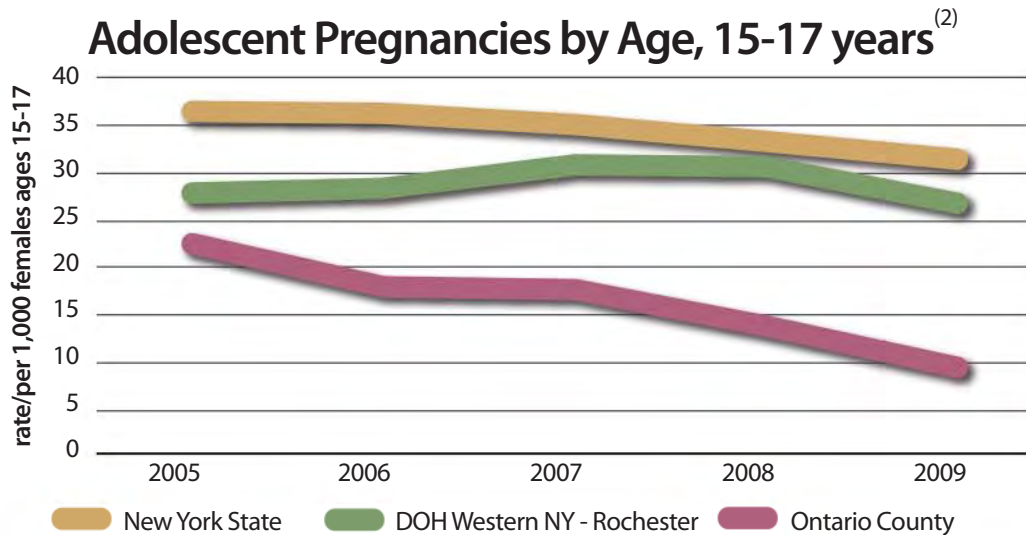
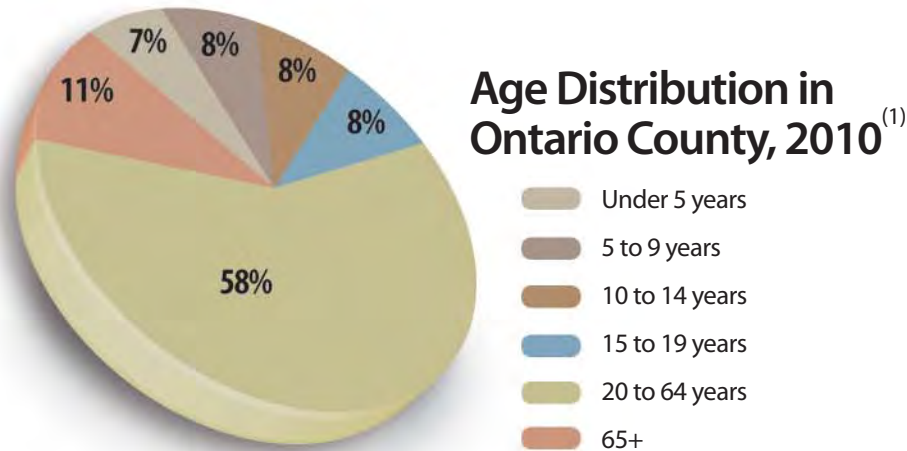
NEW YORK KIDS COUNT
2012 Data Book



www.nyskwic.org

Data Sources: U.S. Census, Table B1710, 2006-2010 American Community Survey.
 *Estimate based on small sample of the population, may not be statistically reliable.
 WIC - NYS Department of Health, March 2012
 DOL One Stop - NYS Department of Labor, March 2012
 Head Start and Early Head Start - Administration for Children and Families, Region II, March 2012

ONTARIO COUNTY



Ontario County

Veterans **11.3%**
(25+ years old)⁽¹⁾

Bachelor's Degree **31%**
(25+ years old)⁽¹⁾

Childhood Poverty **14.3%**
(0 - 17 years old)⁽²⁾

Infant Mortality **7.6 per 1,000**
(live births)⁽²⁾

DWI **75.6 per 10,000**
(16 - 21 years old)⁽²⁾

Foster Care Admissions **1.5 per 1,000**
(children under 18)⁽²⁾

Unemployment **7.5%**
(16+ years old)⁽²⁾

Data Sources:

(1) U.S. Census, American Community Survey, 2006-2010.






(2) Council on Children and Families, Kids' Well-being Indicators Clearinghouse (KWIC) at www.nyskwic.org.

Percent of Families with Related Children Living At or Below Poverty Level

Assets

-  WIC (2)
-  DOL One Stop (2)
-  Head Start (3)
-  Early Head Start (0)

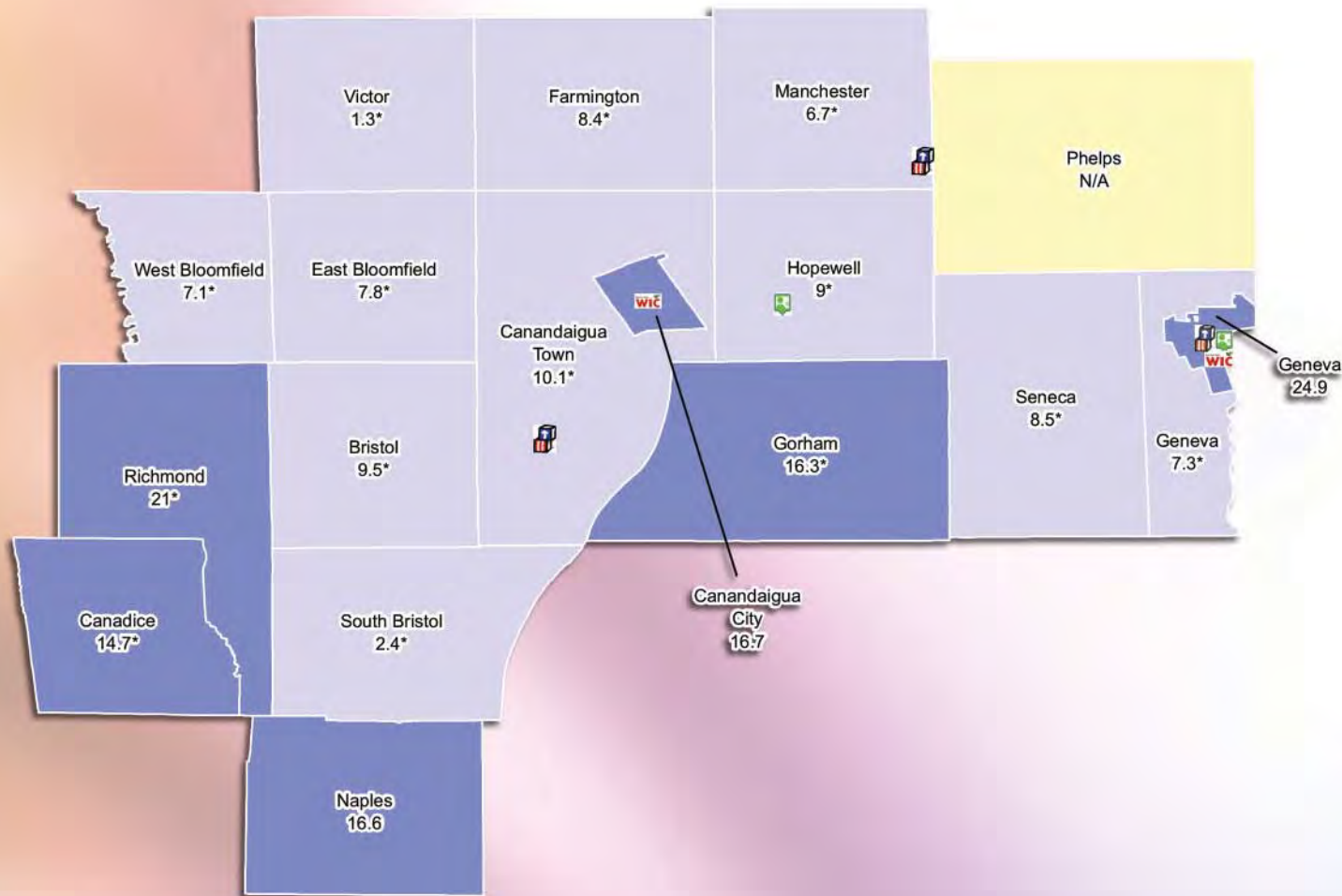
Percent Poverty

-  37.6 - 50.5
-  25.1 - 37.5
-  12.6 - 25.0
-  1.0 - 12.5
-  No Data Available

NEW YORK KIDS COUNT
2012 Data Book



www.nyskwic.org



Data Sources: U.S. Census, Table B1710, 2006-2010 American Community Survey.

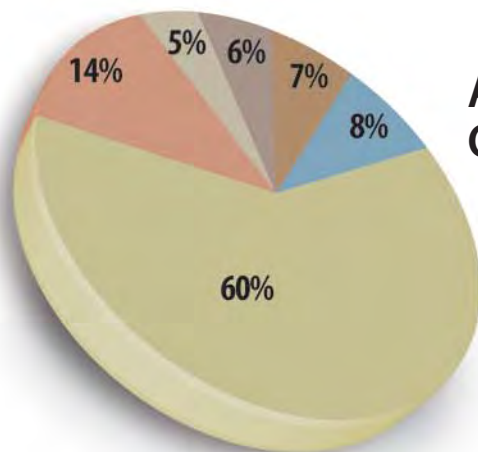
*Estimate based on small sample of the population, may not be statistically reliable.

WIC - NYS Department of Health, March 2012

DOL One Stop - NYS Department of Labor, March 2012

Head Start and Early Head Start - Administration for Children and Families, Region II, March 2012

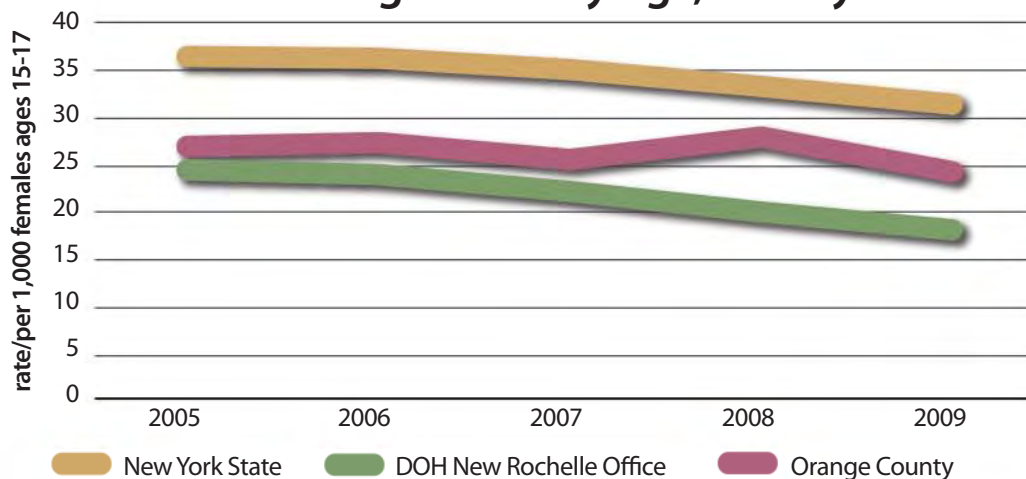
ORANGE COUNTY



Age Distribution in Orange County, 2010⁽¹⁾

- Under 5 years
- 5 to 9 years
- 10 to 14 years
- 15 to 19 years
- 20 to 64 years
- 65+

Adolescent Pregnancies by Age, 15-17 years⁽²⁾



Data Sources:

(1) U.S. Census, American Community Survey, 2006-2010.

(2) Council on Children and Families, Kids' Well-being Indicators Clearinghouse (KWIC) at www.nyskwic.org.

Orange County

Veterans **9.8%**
(25+ years old)⁽¹⁾

Bachelor's Degree **27.7%**
(25+ years old)⁽¹⁾

Childhood Poverty **16.7%**
(0 - 17 years old)⁽²⁾

Infant Mortality **5.4 per 1,000**
(live births)⁽²⁾


DWI **51.1 per 10,000**
(16 - 21 years old)⁽²⁾

Foster Care Admissions **2.1 per 1,000**
(children under 18)⁽²⁾






Unemployment **8.3%**
(16+ years old)⁽²⁾

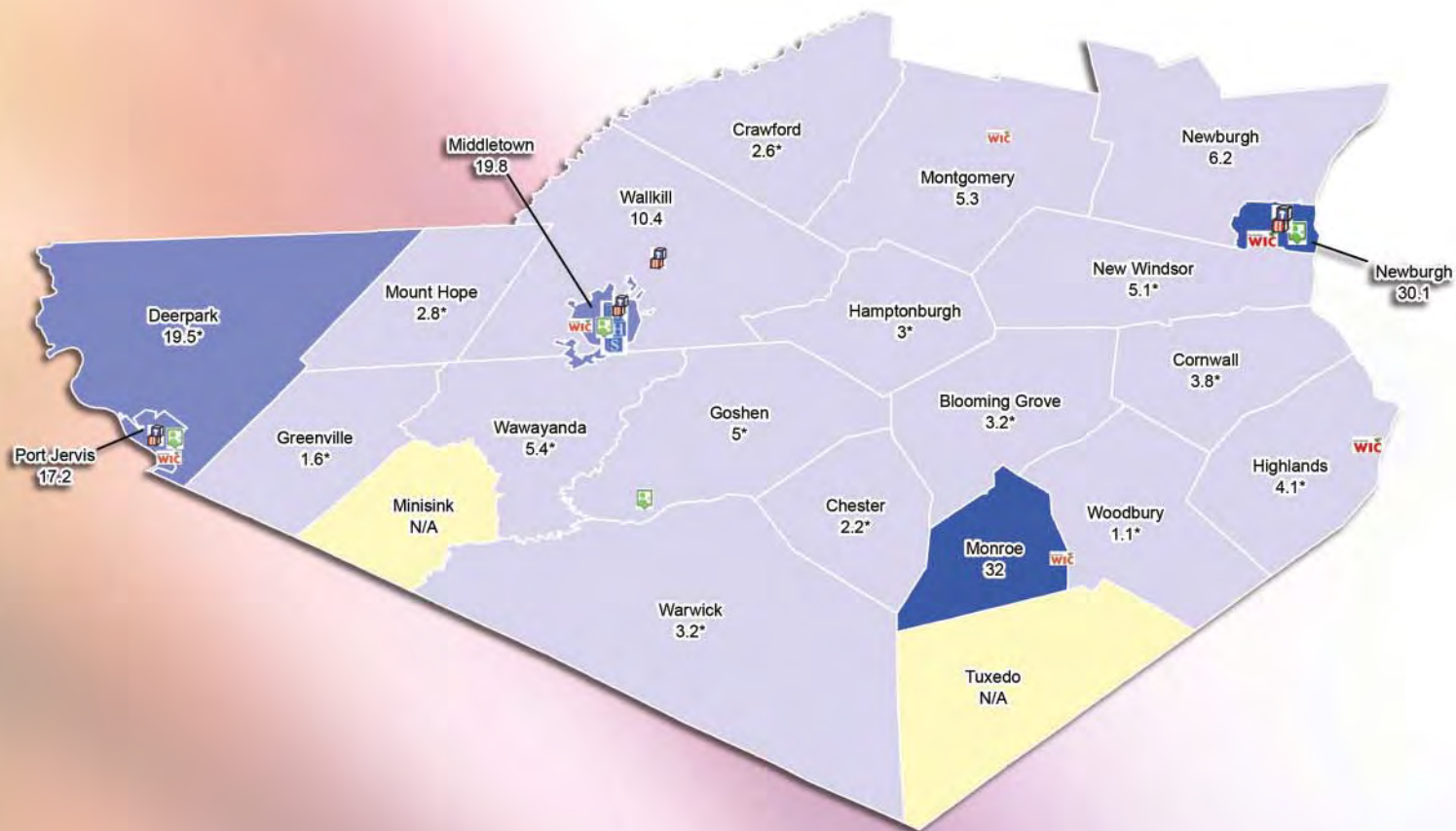
Percent of Families with Related Children Living At or Below Poverty Level

Assets

-  WIC (6)
-  DOL One Stop (4)
-  Head Start (4)
-  Early Head Start (1)

Percent Poverty

-  37.6 - 50.5
-  25.1 - 37.5
-  12.6 - 25.0
-  1.0 - 12.5
-  No Data Available



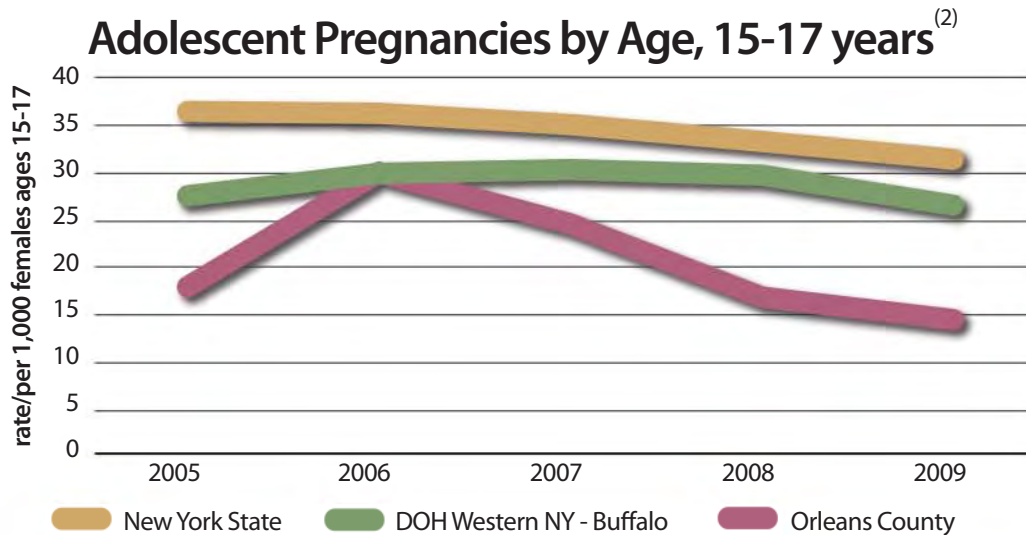
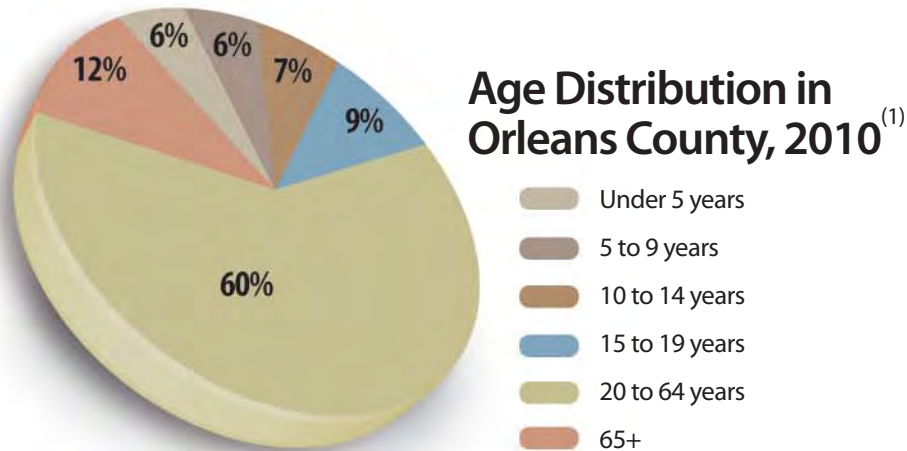
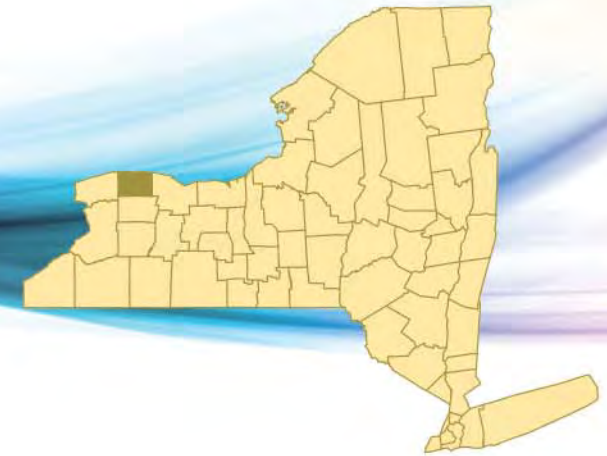
NEW YORK KIDS COUNT
2012 Data Book



www.nyskwic.org

Data Sources: U.S. Census, Table B1710, 2006-2010 American Community Survey.
 *Estimate based on small sample of the population, may not be statistically reliable.
 WIC - NYS Department of Health, March 2012
 DOL One Stop - NYS Department of Labor, March 2012
 Head Start and Early Head Start - Administration for Children and Families, Region II, March 2012

ORLEANS COUNTY



Orleans County

Veterans (25+ years old) ⁽¹⁾	11.4%
Bachelor's Degree (25+ years old) ⁽¹⁾	15.1%
Childhood Poverty (0 - 17 years old) ⁽²⁾	21.4%
Infant Mortality (live births) ⁽²⁾	5.4 per 1,000
DWI (16 - 21 years old) ⁽²⁾	95.6 per 10,000
Foster Care Admissions (children under 18) ⁽²⁾	2.0 per 1,000
Unemployment (16+ years old) ⁽²⁾	9.9%

Data Sources:

(1) U.S. Census, American Community Survey, 2006-2010.





(2) Council on Children and Families, Kids' Well-being Indicators Clearinghouse (KWIC) at www.nyskwic.org.

Percent of Families with Related Children Living At or Below Poverty Level

Assets

-  WIC (2)
-  DOL One Stop (1)
-  Head Start (4)
-  Early Head Start (2)

Percent Poverty

-  37.6 - 50.5
-  25.1 - 37.5
-  12.6 - 25.0
-  1.0 - 12.5

NEW YORK KIDS COUNT
2012 Data Book



www.nyskwic.org



Data Sources: U.S. Census, Table B1710, 2006-2010 American Community Survey.

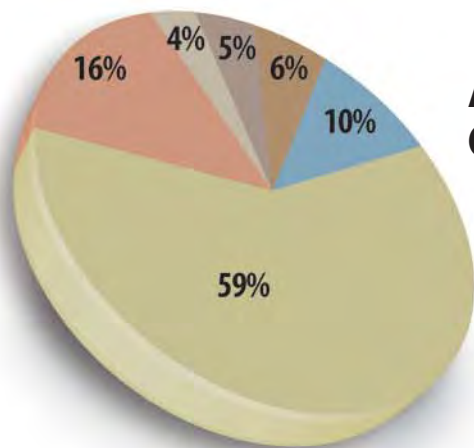
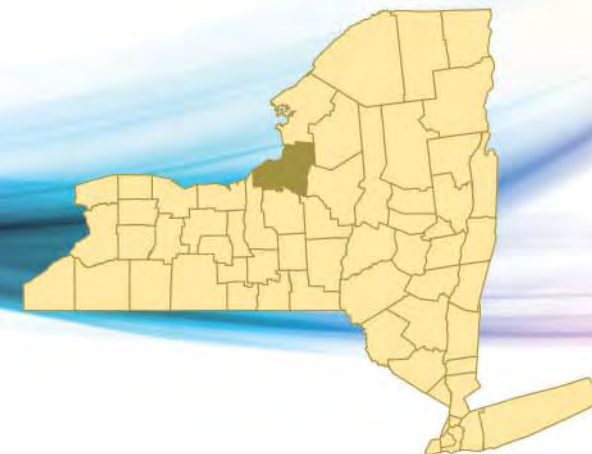
*Estimate based on small sample of the population, may not be statistically reliable.

WIC - NYS Department of Health, March 2012

DOL One Stop - NYS Department of Labor, March 2012

Head Start and Early Head Start - Administration for Children and Families, Region II, March 2012

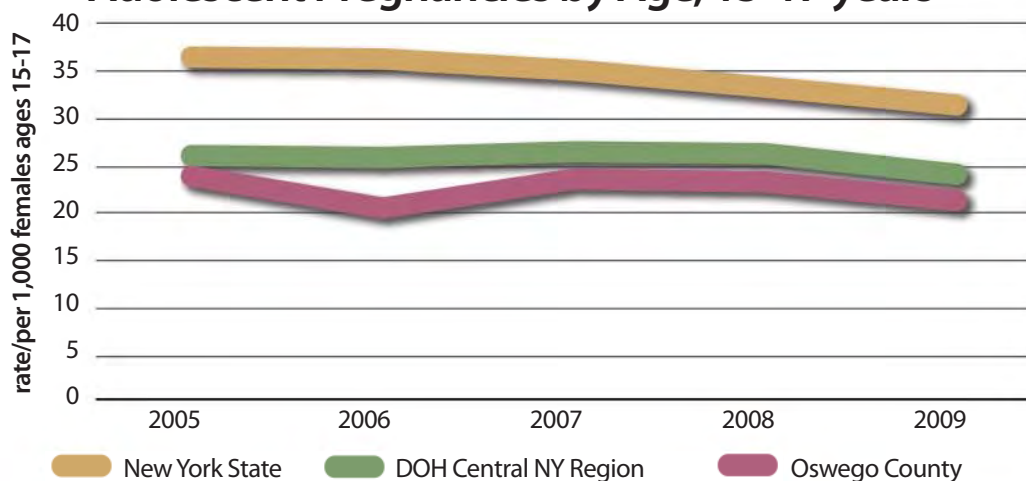
OSWEGO COUNTY



Age Distribution in Oswego County, 2010⁽¹⁾

- Under 5 years
- 5 to 9 years
- 10 to 14 years
- 15 to 19 years
- 20 to 64 years
- 65+

Adolescent Pregnancies by Age, 15-17 years⁽²⁾



Data Sources:

(1) U.S. Census, American Community Survey, 2006-2010.

(2) Council on Children and Families, Kids' Well-being Indicators Clearinghouse (KWIC) at www.nyskwic.org.

Oswego County

Veterans **11.2%**
(25+ years old)⁽¹⁾

Bachelor's Degree **15.7%**
(25+ years old)⁽¹⁾

Childhood Poverty **23.2%**
(0 - 17 years old)⁽²⁾

Infant Mortality **6.2 per 1,000**
(live births)⁽²⁾

DWI **66.9 per 10,000**
(16 - 21 years old)⁽²⁾

Foster Care Admissions **2.2 per 1,000**
(children under 18)⁽²⁾





Unemployment **10.5%**
(16+ years old)⁽²⁾

Percent of Families with Related Children Living At or Below Poverty Level

Assets

-  WIC (13)
-  DOL One Stop (1)
-  Head Start (8)
-  Early Head Start (0)

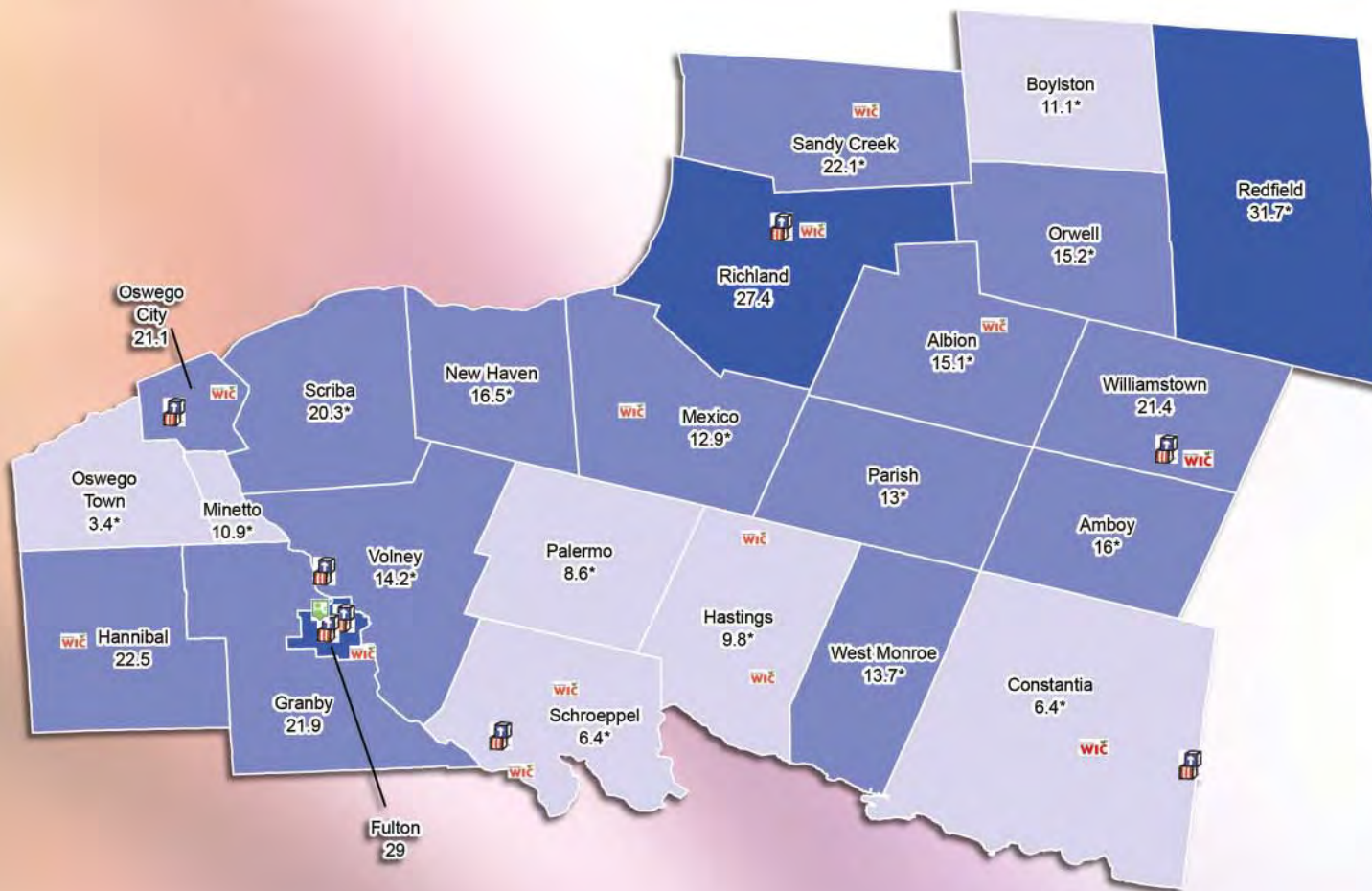
Percent Poverty

-  37.6 - 50.5
-  25.1 - 37.5
-  12.6 - 25.0
-  1.0 - 12.5

NEW YORK KIDS COUNT
2012 Data Book

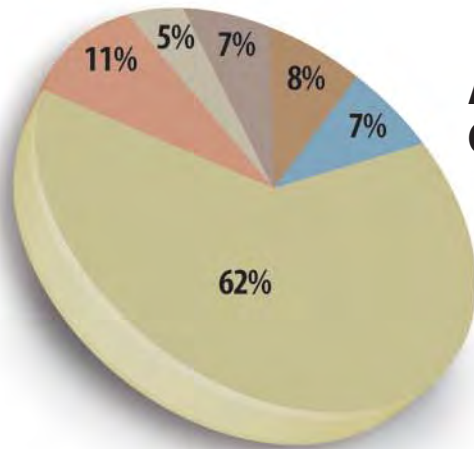
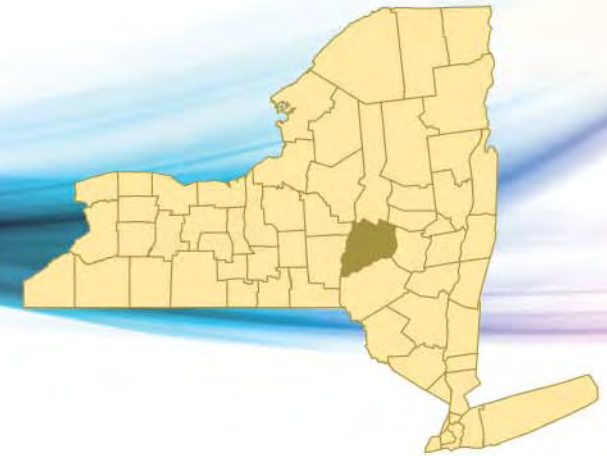


www.nyskwic.org



Data Sources: U.S. Census, Table B1710, 2006-2010 American Community Survey.
 *Estimate based on small sample of the population, may not be statistically reliable.
 WIC - NYS Department of Health, March 2012
 DOL One Stop - NYS Department of Labor, March 2012
 Head Start and Early Head Start - Administration for Children and Families, Region II, March 2012

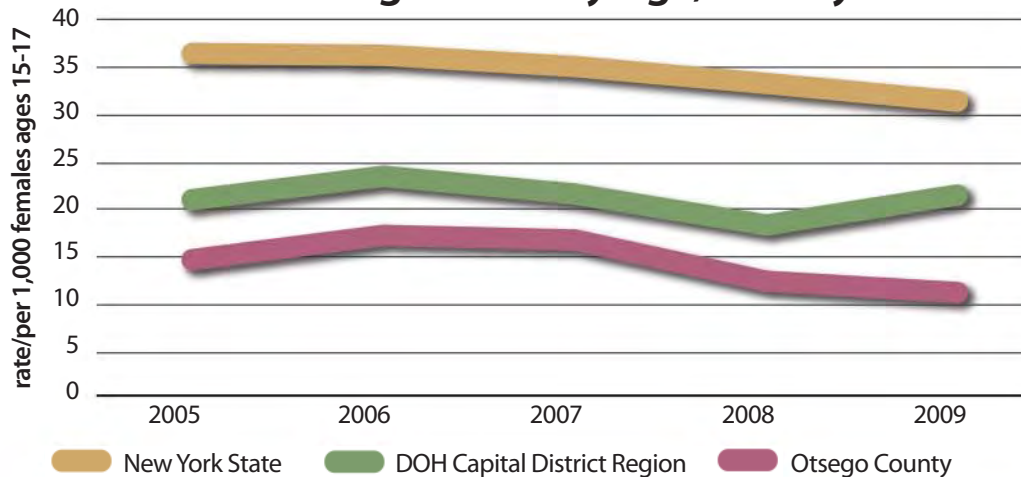
OTSEGO COUNTY



Age Distribution in Otsego County, 2010⁽¹⁾

- Under 5 years
- 5 to 9 years
- 10 to 14 years
- 15 to 19 years
- 20 to 64 years
- 65+

Adolescent Pregnancies by Age, 15-17 years⁽²⁾



Data Sources:

(1) U.S. Census, American Community Survey, 2006-2010.

(2) Council on Children and Families, Kids' Well-being Indicators Clearinghouse (KWIC) at www.nyskwic.org.

Otsego County

Veterans **10.4%**
(25+ years old)⁽¹⁾

Bachelor's Degree **25.5%**
(25+ years old)⁽¹⁾

Childhood Poverty **18.4%**
(0 - 17 years old)⁽²⁾

Infant Mortality **3.8 per 1,000**
(live births)⁽²⁾

DWI **80.6 per 10,000**
(16 - 21 years old)⁽²⁾

Foster Care Admissions **2.0 per 1,000**
(children under 18)⁽²⁾






Unemployment **7.7%**
(16+ years old)⁽²⁾

Percent of Families with Related Children Living At or Below Poverty Level

Assets

-  WIC (4)
-  DOL One Stop (1)
-  Head Start (12)
-  Early Head Start (2)

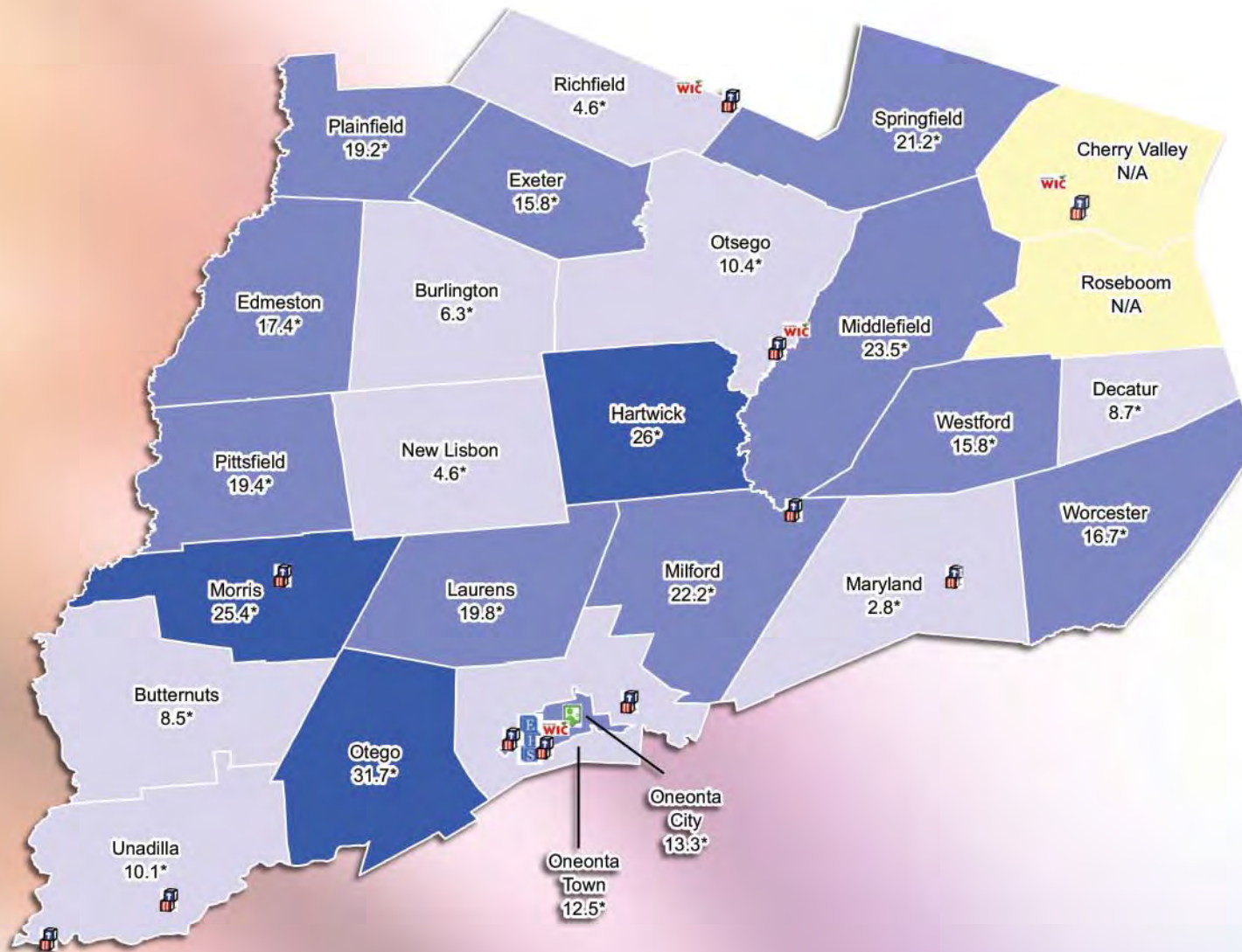
Percent Poverty

-  37.6 - 50.5
-  25.1 - 37.5
-  12.6 - 25.0
-  1.0 - 12.5
-  No Data Available

NEW YORK KIDS COUNT
2012 Data Book

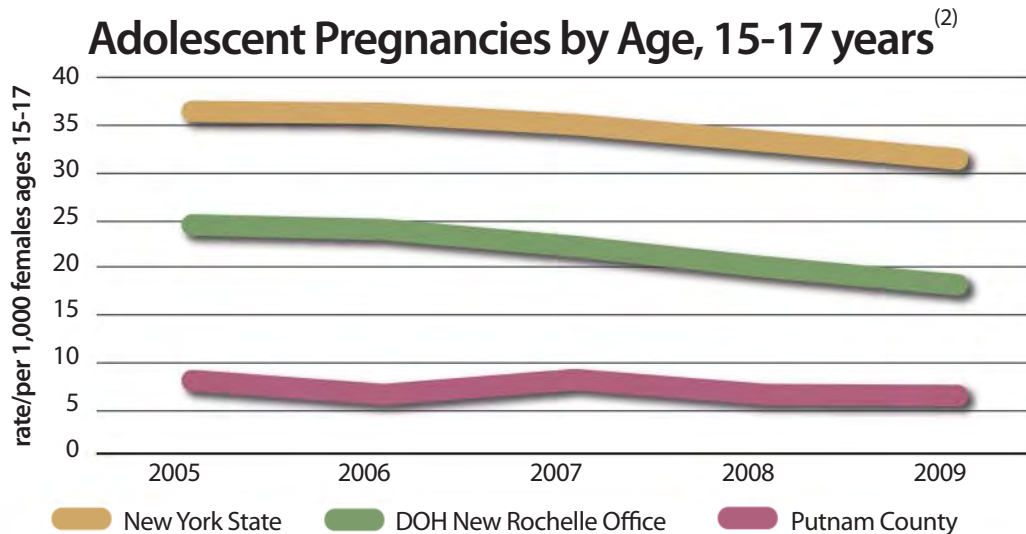
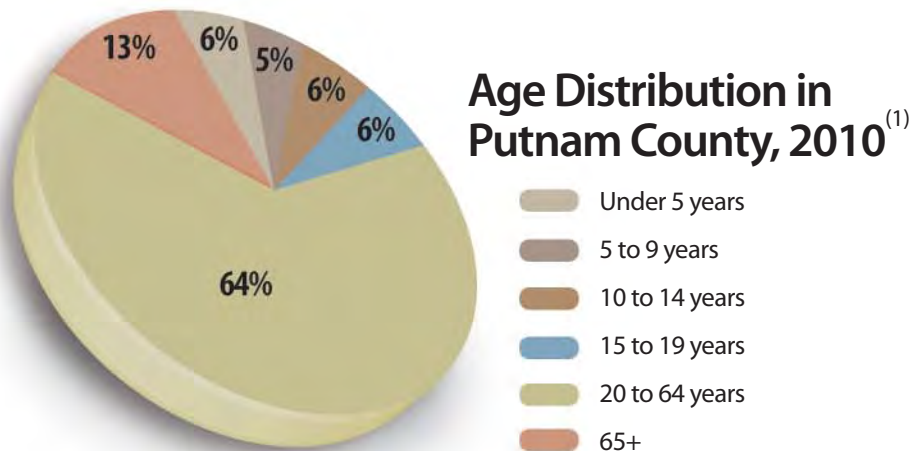
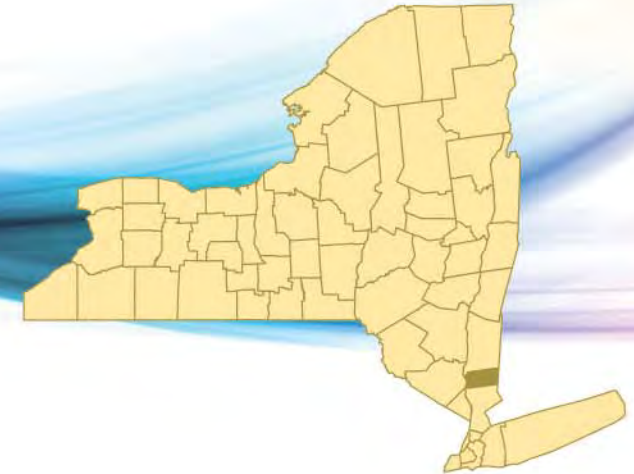


www.nyskwic.org



Data Sources: U.S. Census, Table B1710, 2006-2010 American Community Survey.
 *Estimate based on small sample of the population, may not be statistically reliable.
 WIC - NYS Department of Health, March 2012
 DOL One Stop - NYS Department of Labor, March 2012
 Head Start and Early Head Start - Administration for Children and Families, Region II, March 2012

PUTNAM COUNTY



Putnam County

Veterans **7.5%**
(25+ years old)⁽¹⁾

Bachelor's Degree **38%**
(25+ years old)⁽¹⁾

Childhood Poverty **5.9%**
(0 - 17 years old)⁽²⁾

Infant Mortality **4.5 per 1,000**
(live births)⁽²⁾

DWI **68 per 10,000**
(16 - 21 years old)⁽²⁾

Foster Care Admissions **0.3 per 1,000**
(children under 18)⁽²⁾

Unemployment **6.9%**
(16+ years old)⁽²⁾





Data Sources:

(1) U.S. Census, American Community Survey, 2006-2010.





(2) Council on Children and Families, Kids' Well-being Indicators Clearinghouse (KWIC) at www.nyskwic.org.

Percent of Families with Related Children Living At or Below Poverty Level

Assets


-  WIC (4)
-  DOL One Stop (1)
-  Head Start (1)
-  Early Head Start (0)

Percent Poverty

-  37.6 - 50.5
-  25.1 - 37.5
-  12.6 - 25.0
-  1.0 - 12.5



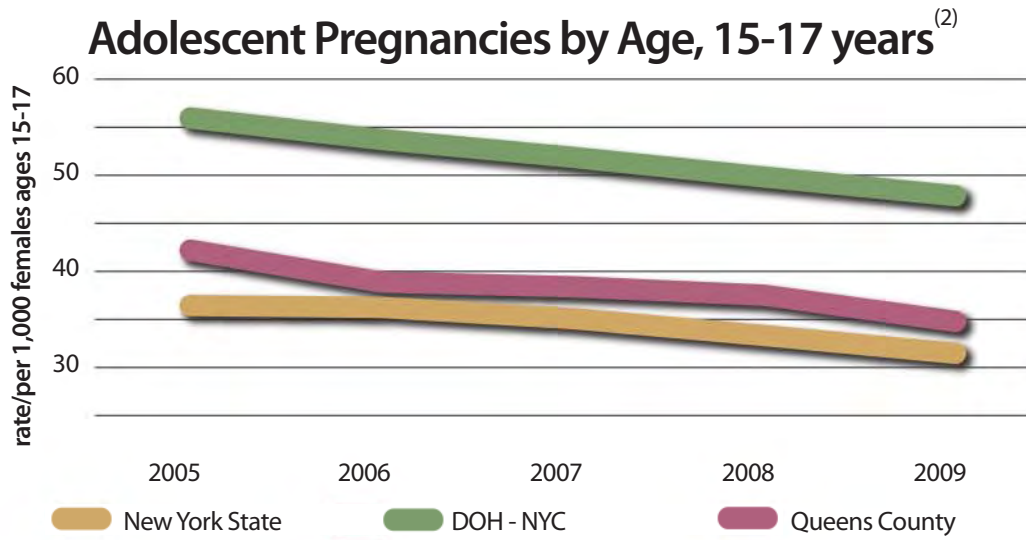
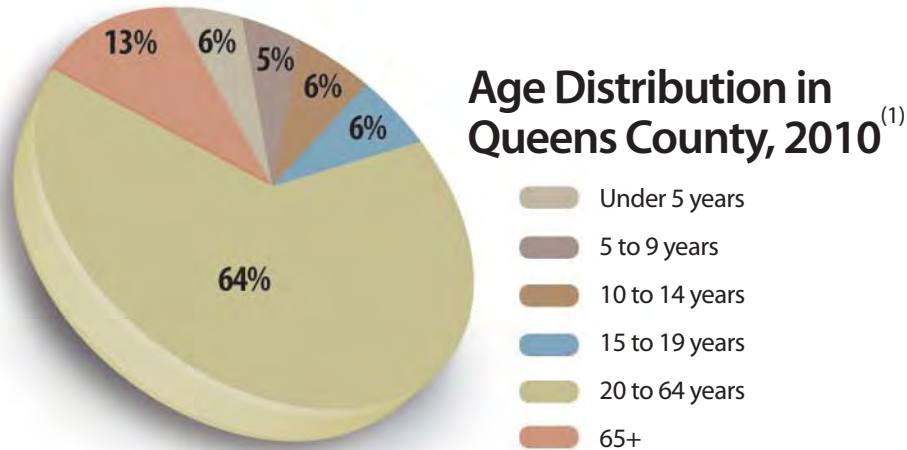
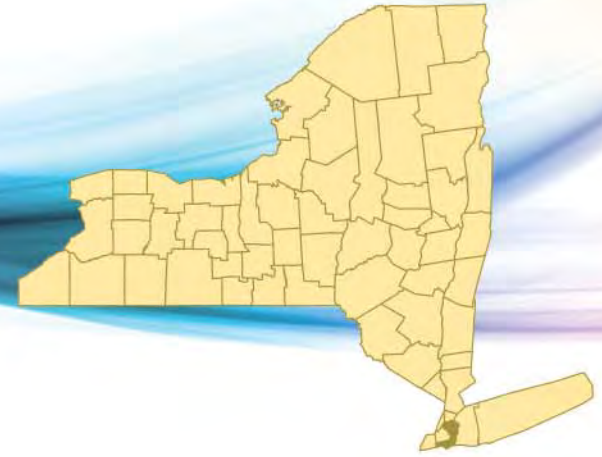
NEW YORK KIDS COUNT
2012 Data Book



www.nyskwic.org

Data Sources: U.S. Census, Table B1710, 2006-2010 American Community Survey.
 *Estimate based on small sample of the population, may not be statistically reliable.
 WIC - NYS Department of Health, March 2012
 DOL One Stop - NYS Department of Labor, March 2012
 Head Start and Early Head Start - Administration for Children and Families, Region II, March 2012

QUEENS COUNTY



Queens County

Veterans **3.7%**
(25+ years old) ⁽¹⁾

Bachelor's Degree **29.5%**
(25+ years old) ⁽¹⁾

Childhood Poverty **21.6%**
(0 - 17 years old) ⁽²⁾

Infant Mortality **4.5 per 1,000**
(live births) ⁽²⁾

DWI **17.8 per 10,000**
(16 - 21 years old) ⁽²⁾

Foster Care Admissions **N/A per 1,000**
(children under 18) ⁽²⁾

Unemployment **8.5%**
(16+ years old) ⁽²⁾

Data Sources:

(1) U.S. Census, American Community Survey, 2006-2010.





(2) Council on Children and Families, Kids' Well-being Indicators Clearinghouse (KWIC) at www.nyskwic.org.

Percent of Families with Related Children Living At or Below Poverty Level

Assets

-  WIC (20)
-  DOL One Stop (3)
-  Head Start (40)
-  Early Head Start (6)

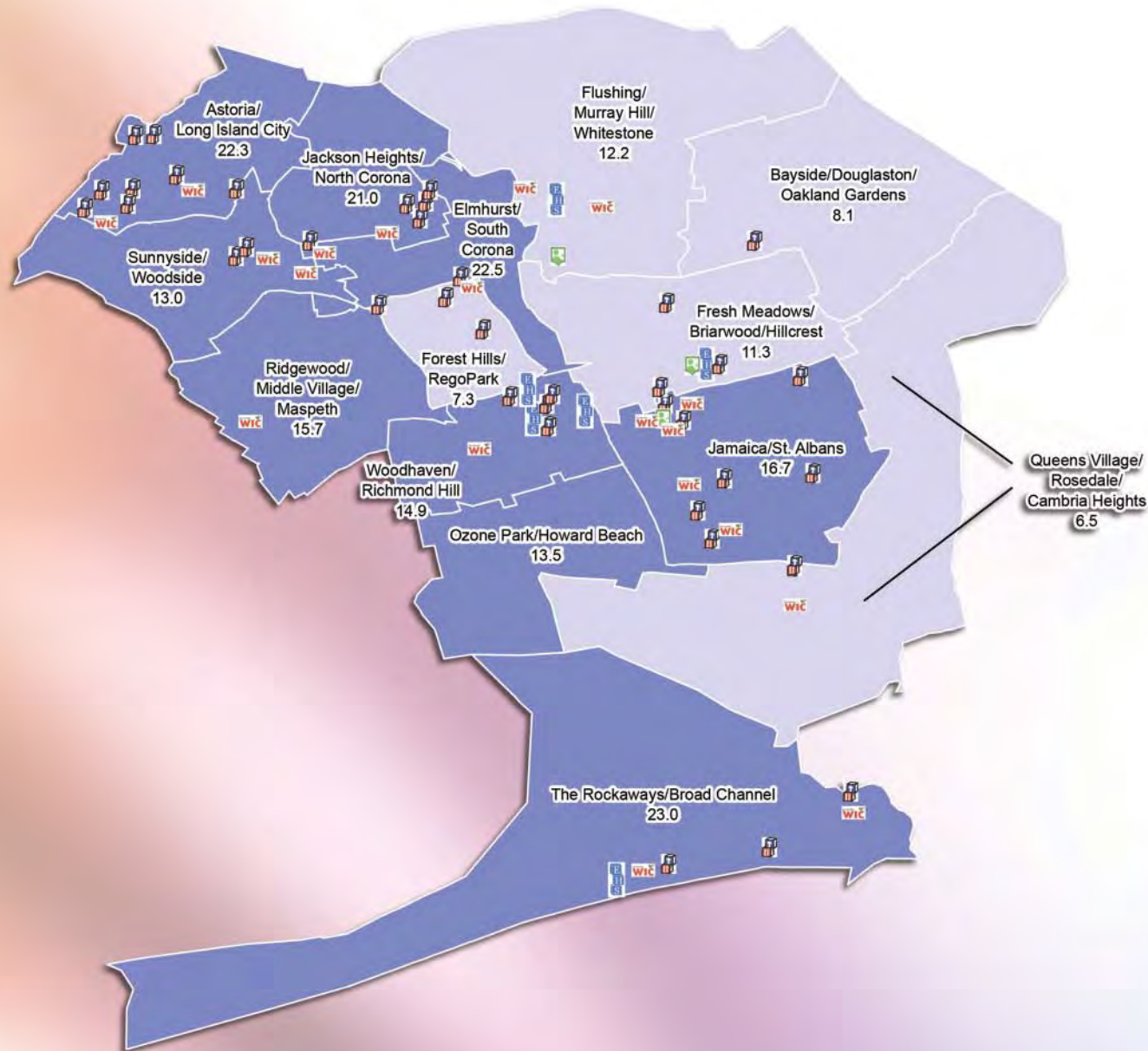
Percent Poverty

-  37.6 - 50.5
-  25.1 - 37.5
-  12.6 - 25.0
-  1.0 - 12.5

NEW YORK KIDS COUNT
2012 Data Book

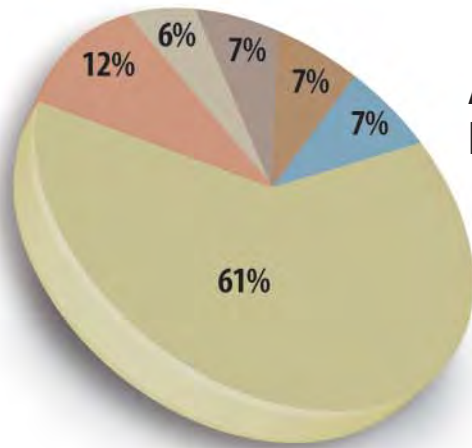
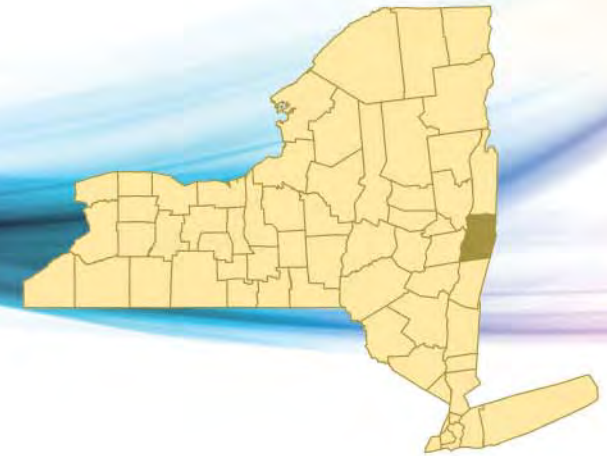


www.nyskwic.org



Data Sources: U.S. Census, Table B1710, 2006-2010 American Community Survey.
 *Estimate based on small sample of the population, may not be statistically reliable.
 WIC - NYS Department of Health, March 2012
 DOL One Stop - NYS Department of Labor, March 2012
 Head Start and Early Head Start - Administration for Children and Families, Region II, March 2012

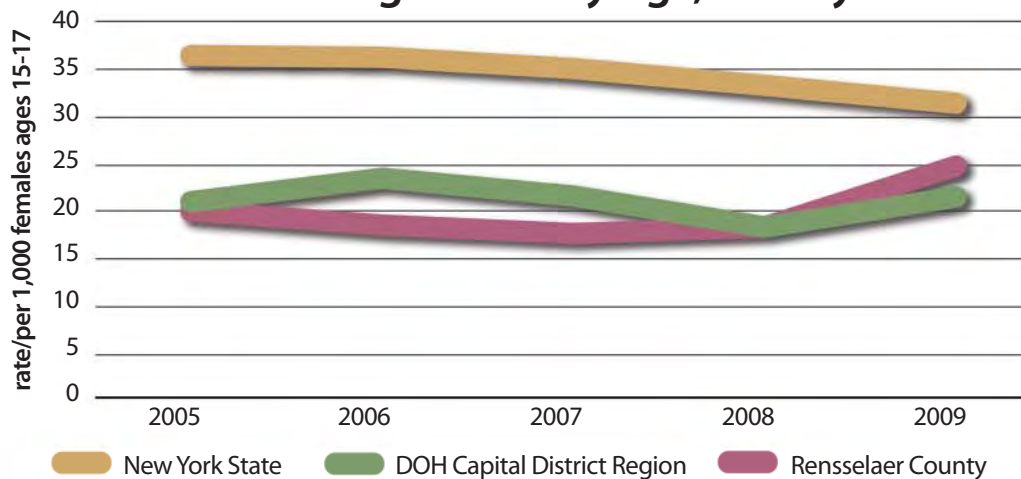
RENSSELAER COUNTY



Age Distribution in Rensselaer County, 2010⁽¹⁾

- Under 5 years
- 5 to 9 years
- 10 to 14 years
- 15 to 19 years
- 20 to 64 years
- 65+

Adolescent Pregnancies by Age, 15-17 years⁽²⁾



Data Sources:

(1) U.S. Census, American Community Survey, 2006-2010.

(2) Council on Children and Families, Kids' Well-being Indicators Clearinghouse (KWIC) at www.nyskwic.org.

Rensselaer County

Veterans **10.7%**
(25+ years old)⁽¹⁾

Bachelor's Degree **26.7%**
(25+ years old)⁽¹⁾

Childhood Poverty **19.3%**
(0 - 17 years old)⁽²⁾

Infant Mortality **6.5 per 1,000**
(live births)⁽²⁾



DWI **71.7 per 10,000**
(16 - 21 years old)⁽²⁾

Foster Care Admissions **2.8 per 1,000**
(children under 18)⁽²⁾






Unemployment **7.8%**
(16+ years old)⁽²⁾

Percent of Families with Related Children Living At or Below Poverty Level

Assets

-  WIC (5)
-  DOL One Stop (1)
-  Head Start (10)
-  Early Head Start (9)

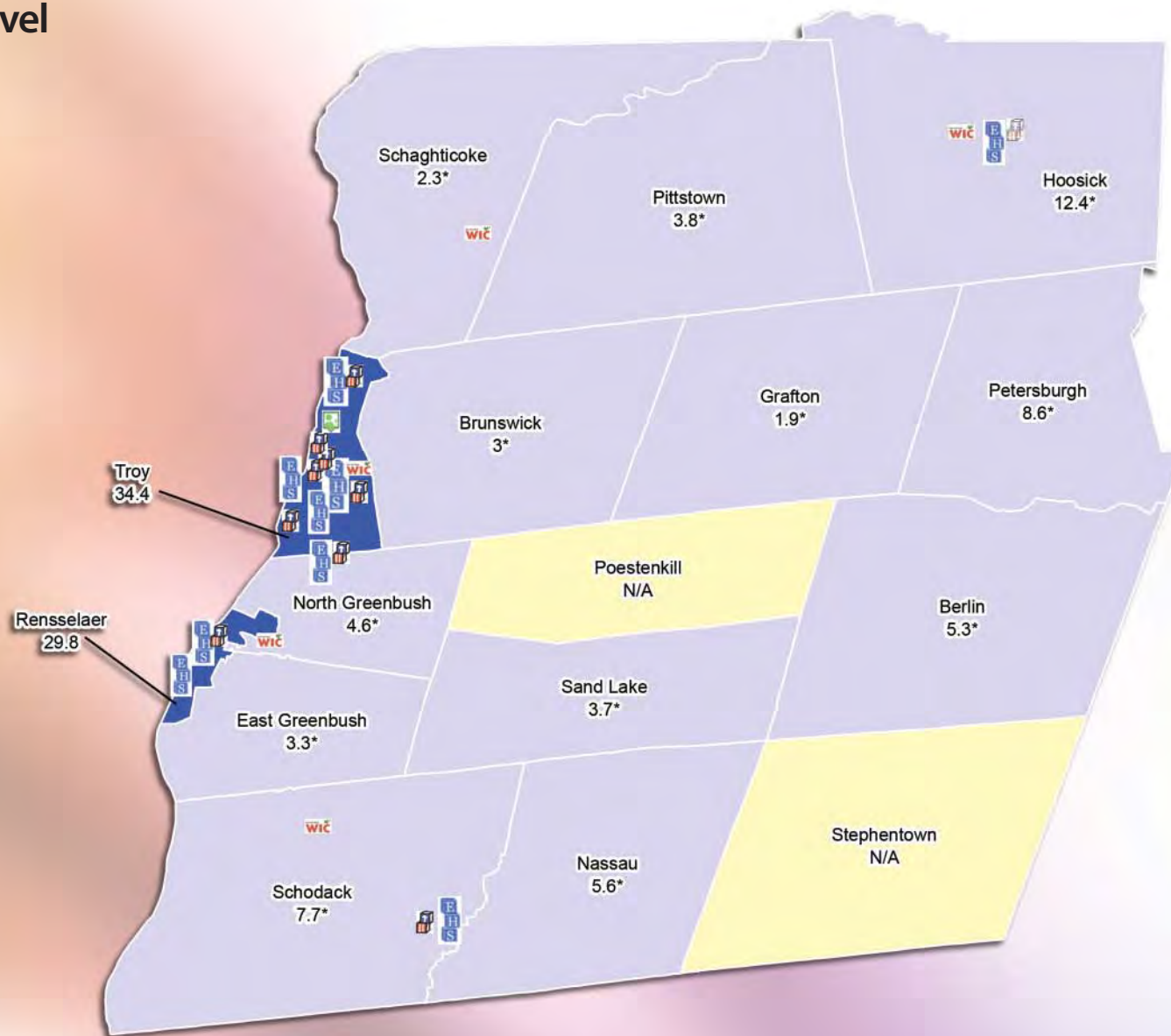
Percent Poverty

-  37.6 - 50.5
-  25.1 - 37.5
-  12.6 - 25.0
-  1.0 - 12.5
-  No Data Available

NEW YORK KIDS COUNT
2012 Data Book



www.nyskwic.org



Data Sources: U.S. Census, Table B1710, 2006-2010 American Community Survey.

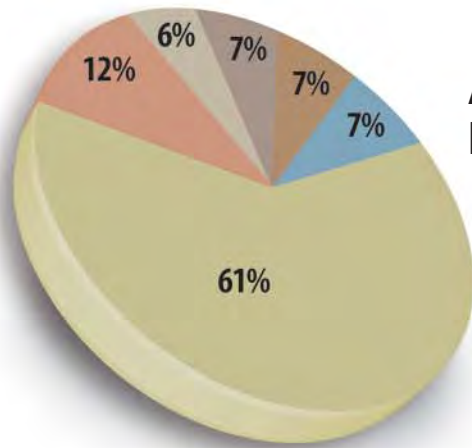
*Estimate based on small sample of the population, may not be statistically reliable.

WIC - NYS Department of Health, March 2012

DOL One Stop - NYS Department of Labor, March 2012

Head Start and Early Head Start - Administration for Children and Families, Region II, March 2012

RICHMOND COUNTY

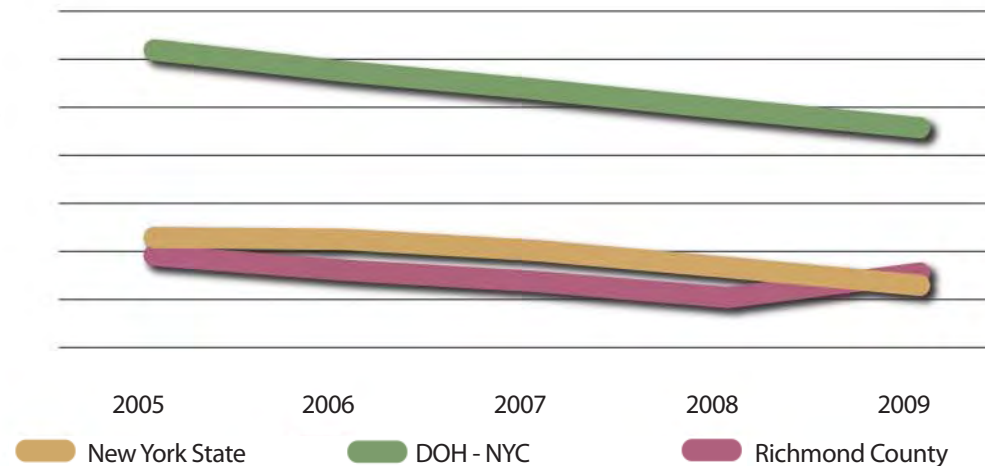


Age Distribution in Richmond County, 2010⁽¹⁾

- Under 5 years
- 5 to 9 years
- 10 to 14 years
- 15 to 19 years
- 20 to 64 years
- 65+

Adolescent Pregnancies by Age, 15-17 years⁽²⁾

rate/per 1,000 females ages 15-17



Richmond County

Veterans **6.3%**
(25+ years old)⁽¹⁾

Bachelor's Degree **28.5%**
(25+ years old)⁽¹⁾

Childhood Poverty **17.1%**
(0 - 17 years old)⁽²⁾

Infant Mortality **3.7 per 1,000**
(live births)⁽²⁾

DWI **10.4 per 10,000**
(16 - 21 years old)⁽²⁾

Foster Care Admissions **N/A per 1,000**
(children under 18)⁽²⁾

Unemployment **8.7%**
(16+ years old)⁽²⁾


Data Sources:

(1) U.S. Census, American Community Survey, 2006-2010.





(2) Council on Children and Families, Kids' Well-being Indicators Clearinghouse (KWIC) at www.nyskwic.org.

Percent of Families with Related Children Living At or Below Poverty Level


Assets

-  WIC (5)
-  DOL One Stop (1)
-  Head Start (6)
-  Early Head Start (2)

Percent Poverty

-  37.6 - 50.5
-  25.1 - 37.5
-  12.6 - 25.0
-  1.0 - 12.5

NEW YORK KIDS COUNT
2012 Data Book

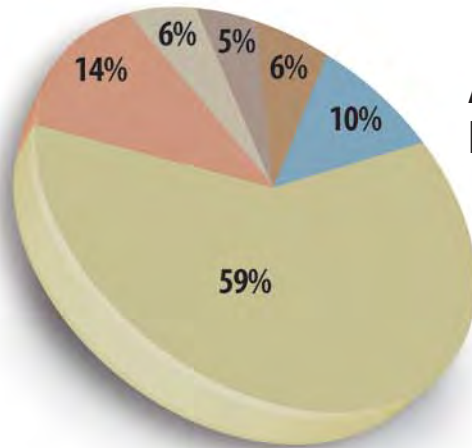


www.nyskwic.org



Data Sources: U.S. Census, Table B1710, 2006-2010 American Community Survey.
 *Estimate based on small sample of the population, may not be statistically reliable.
 WIC - NYS Department of Health, March 2012
 DOL One Stop - NYS Department of Labor, March 2012
 Head Start and Early Head Start - Administration for Children and Families, Region II, March 2012

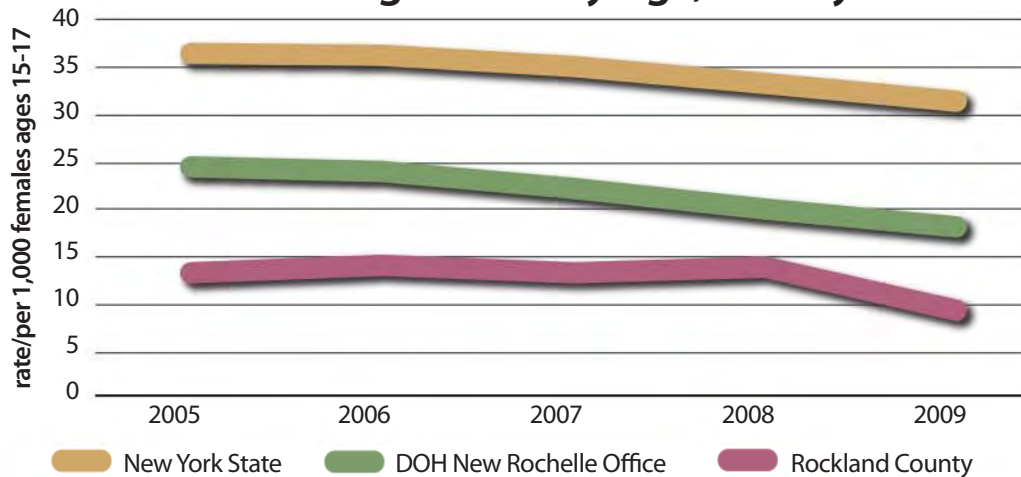
ROCKLAND COUNTY



Age Distribution in Rockland County, 2010⁽¹⁾

- Under 5 years
- 5 to 9 years
- 10 to 14 years
- 15 to 19 years
- 20 to 64 years
- 65+

Adolescent Pregnancies by Age, 15-17 years⁽²⁾



Data Sources:

(1) U.S. Census, American Community Survey, 2006-2010.

(2) Council on Children and Families, Kids' Well-being Indicators Clearinghouse (KWIC) at www.nyskwic.org.

Rockland County

Veterans **6%**
(25+ years old)⁽¹⁾

Bachelor's Degree **40.7%**
(25+ years old)⁽¹⁾

Childhood Poverty **18.1%**
(0 - 17 years old)⁽²⁾

Infant Mortality **3.9 per 1,000**
(live births)⁽²⁾





DWI **43.5 per 10,000**
(16 - 21 years old)⁽²⁾

Foster Care Admissions **0.6 per 1,000**
(children under 18)⁽²⁾





Unemployment **7.1%**
(16+ years old)⁽²⁾

Percent of Families with Related Children Living At or Below Poverty Level

Assets

-  WIC (6)
-  DOL One Stop (1)
-  Head Start (12)
-  Early Head Start (8)

Percent Poverty

-  37.6 - 50.5
-  25.1 - 37.5
-  12.6 - 25.0
-  1.0 - 12.5



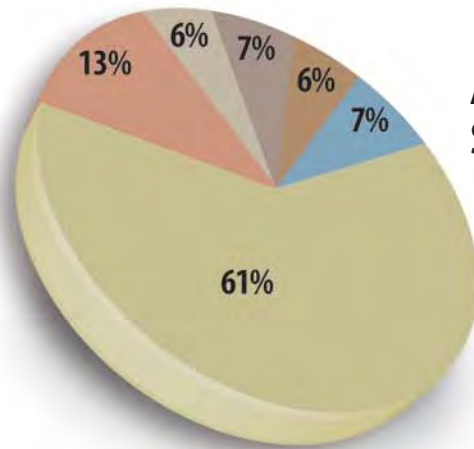
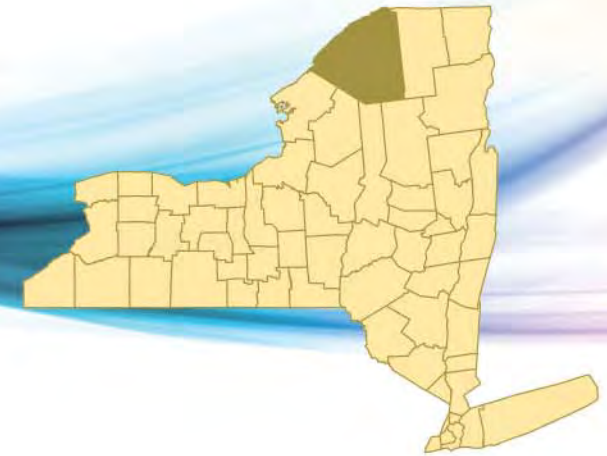
NEW YORK KIDS COUNT
2012 Data Book



www.nyskwic.org

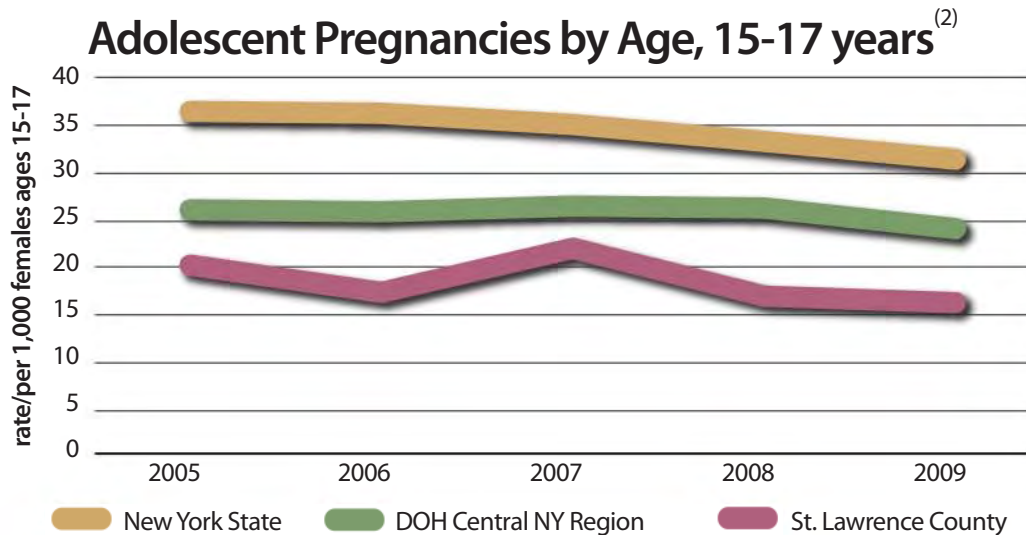
Data Sources: U.S. Census, Table B1710, 2006-2010 American Community Survey.
 *Estimate based on small sample of the population, may not be statistically reliable.
 WIC - NYS Department of Health, March 2012
 DOL One Stop - NYS Department of Labor, March 2012
 Head Start and Early Head Start - Administration for Children and Families, Region II, March 2012

ST. LAWRENCE COUNTY



Age Distribution in St. Lawrence County, 2010⁽¹⁾

- Under 5 years
- 5 to 9 years
- 10 to 14 years
- 15 to 19 years
- 20 to 64 years
- 65+



Data Sources:

(1) U.S. Census, American Community Survey, 2006-2010.

(2) Council on Children and Families, Kids' Well-being Indicators Clearinghouse (KWIC) at www.nyskwic.org.

St. Lawrence County

Veterans **9.9%**
(25+ years old)⁽¹⁾

Bachelor's Degree **18.7%**
(25+ years old)⁽¹⁾

Childhood Poverty **21.3%**
(0 - 17 years old)⁽²⁾

Infant Mortality **4.6 per 1,000**
(live births)⁽²⁾

DWI **53.6 per 10,000**
(16 - 21 years old)⁽²⁾

Foster Care Admissions **1.1 per 1,000**
(children under 18)⁽²⁾





Unemployment **7.9%**
(16+ years old)⁽²⁾

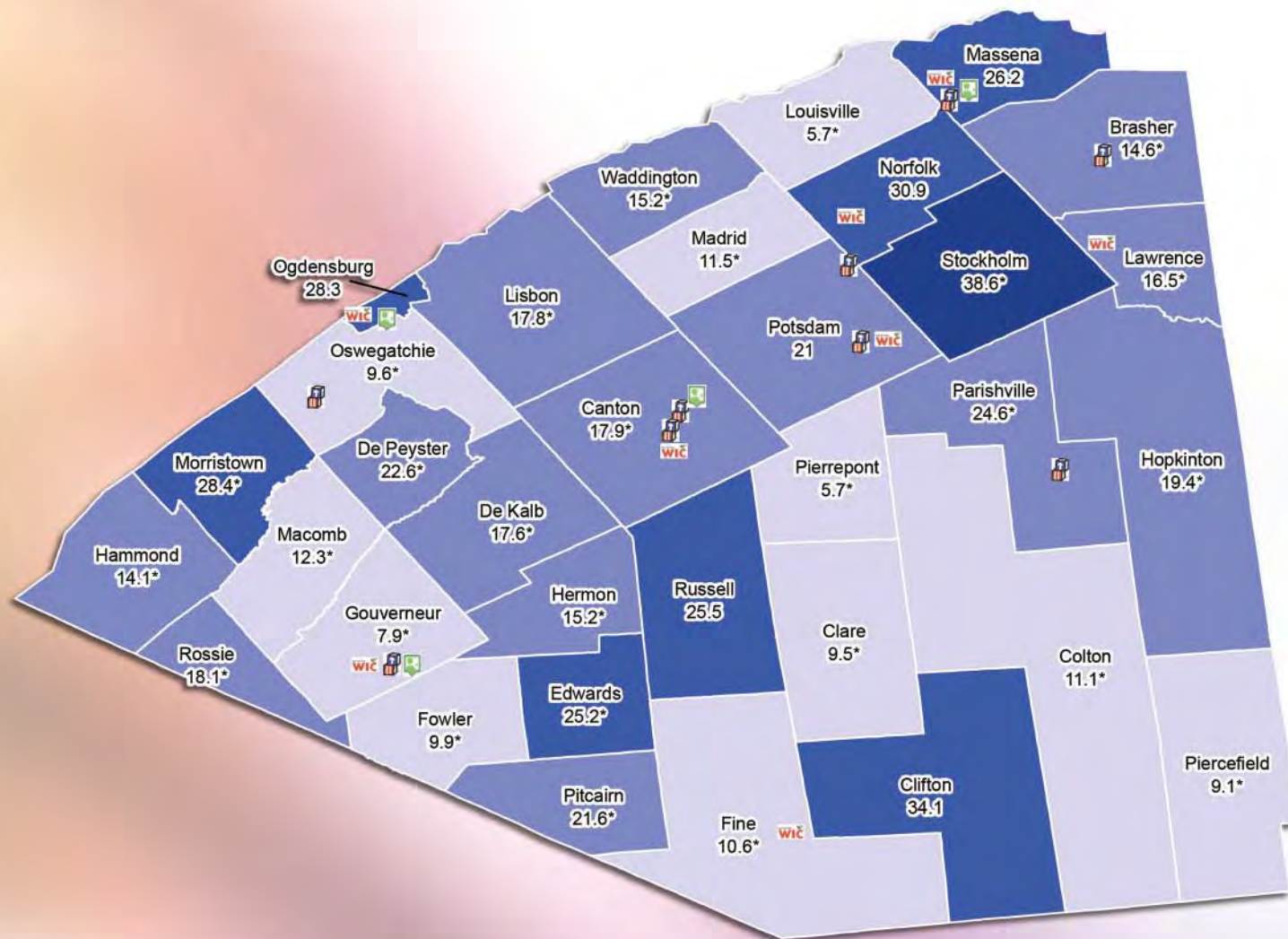
Percent of Families with Related Children Living At or Below Poverty Level

Assets

-  WIC (8)
-  DOL One Stop (4)
-  Head Start (9)
-  Early Head Start (0)

Percent Poverty

-  37.6 - 50.5
-  25.1 - 37.5
-  12.6 - 25.0
-  1.0 - 12.5



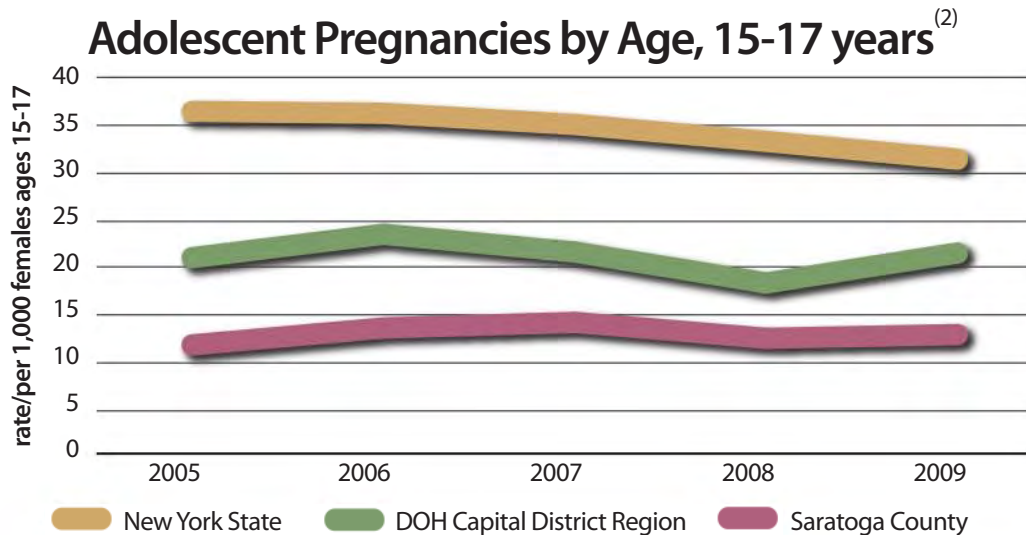
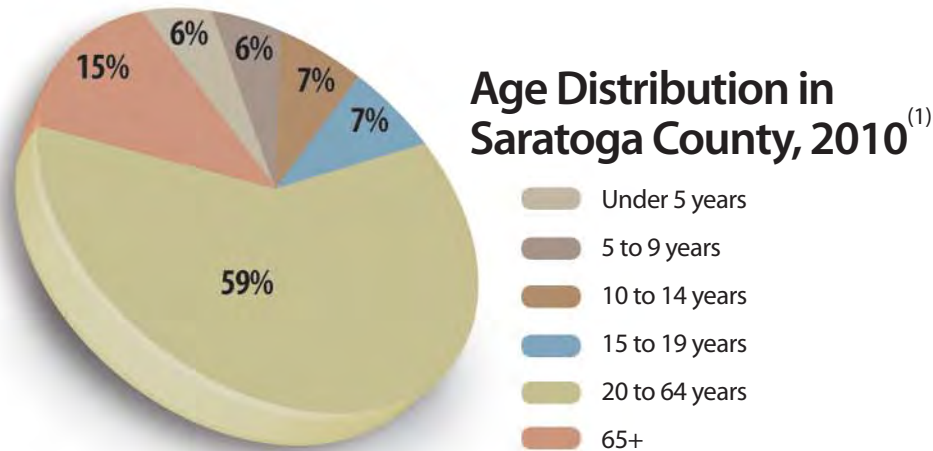
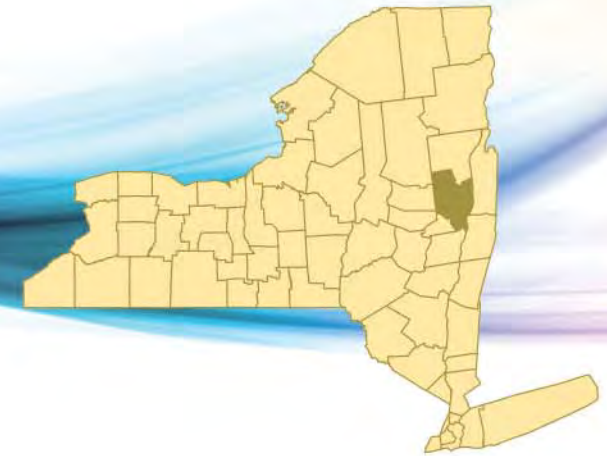
NEW YORK KIDS COUNT
2012 Data Book



www.nyskwic.org

Data Sources: U.S. Census, Table B1710, 2006-2010 American Community Survey.
 *Estimate based on small sample of the population, may not be statistically reliable.
 WIC - NYS Department of Health, March 2012
 DOL One Stop - NYS Department of Labor, March 2012
 Head Start and Early Head Start - Administration for Children and Families, Region II, March 2012

SARATOGA COUNTY



Saratoga County

Veterans **11.3%**
(25+ years old)⁽¹⁾

Bachelor's Degree **34.6%**
(25+ years old)⁽¹⁾

Childhood Poverty **24.7%**
(0 - 17 years old)⁽²⁾

Infant Mortality **3.5 per 1,000**
(live births)⁽²⁾

DWI **50.4 per 10,000**
(16 - 21 years old)⁽²⁾

Foster Care Admissions **3.3 per 1,000**
(children under 18)⁽²⁾

Unemployment **10.3%**
(16+ years old)⁽²⁾

Data Sources:

(1) U.S. Census, American Community Survey, 2006-2010.





(2) Council on Children and Families, Kids' Well-being Indicators Clearinghouse (KWIC) at www.nyskwic.org.

Percent of Families with Related Children Living At or Below Poverty Level

Assets

-  WIC (6)
-  DOL One Stop (1)
-  Head Start (8)
-  Early Head Start (3)

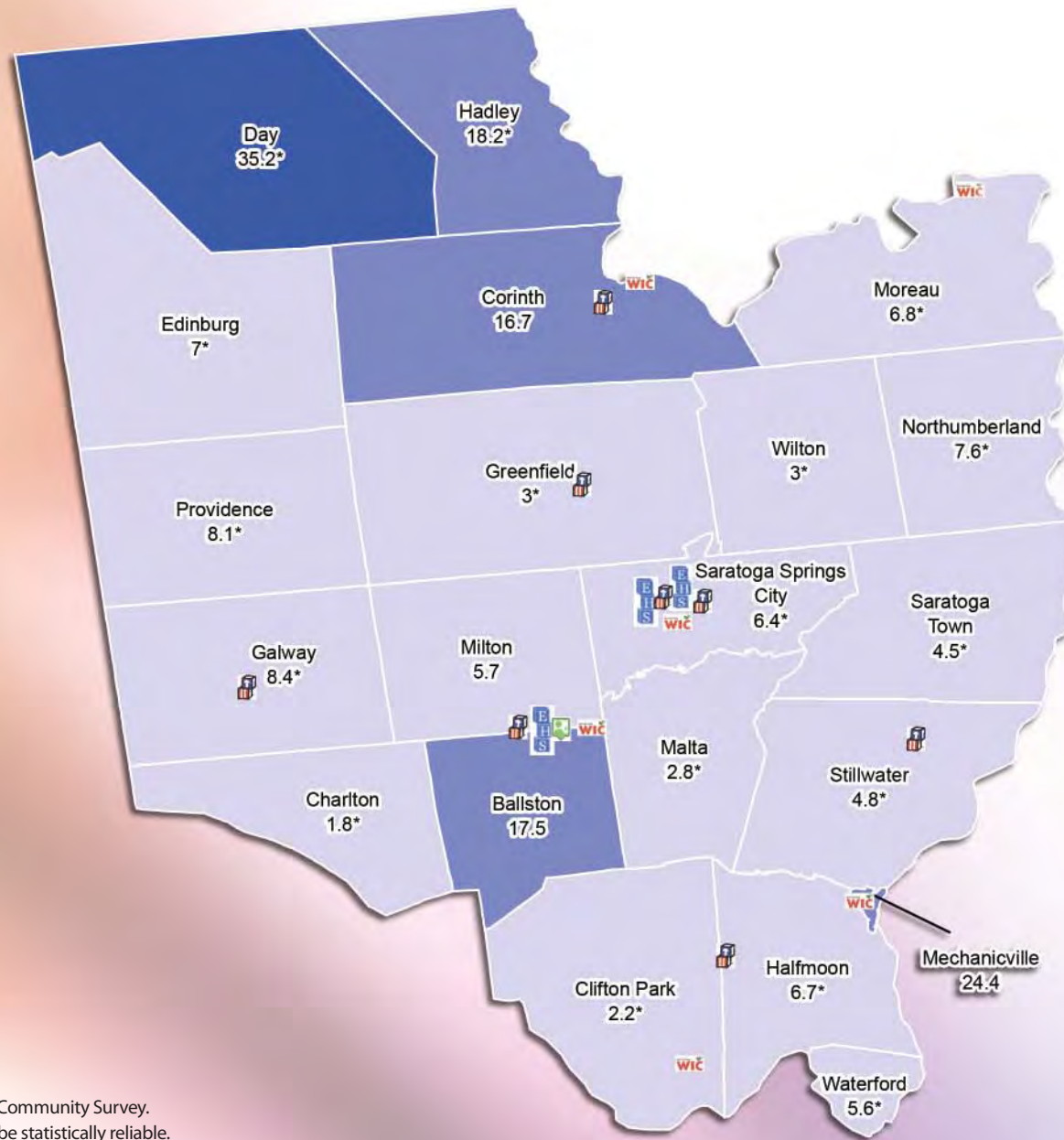
Percent Poverty

-  37.6 - 50.5
-  25.1 - 37.5
-  12.6 - 25.0
-  1.0 - 12.5

NEW YORK KIDS COUNT
2012 Data Book



www.nyskwic.org



Data Sources: U.S. Census, Table B1710, 2006-2010 American Community Survey.

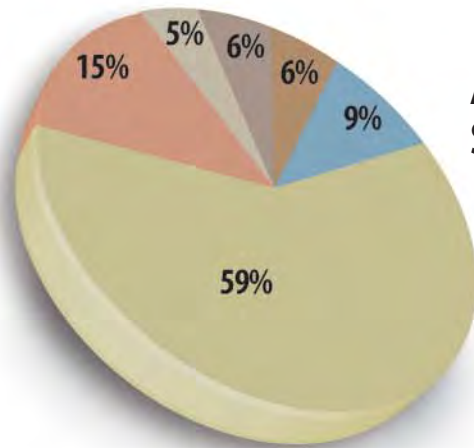
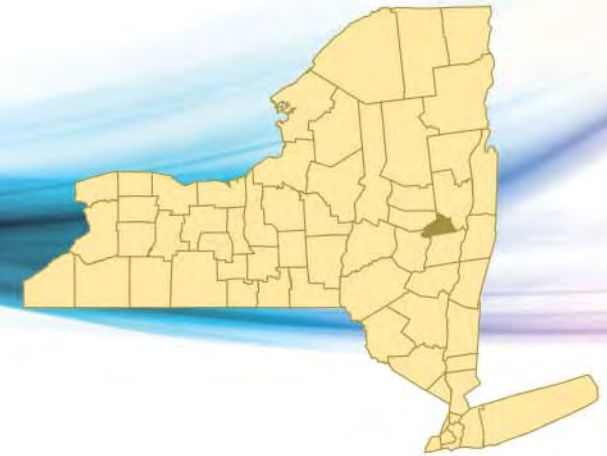
*Estimate based on small sample of the population, may not be statistically reliable.

WIC - NYS Department of Health, March 2012

DOL One Stop - NYS Department of Labor, March 2012

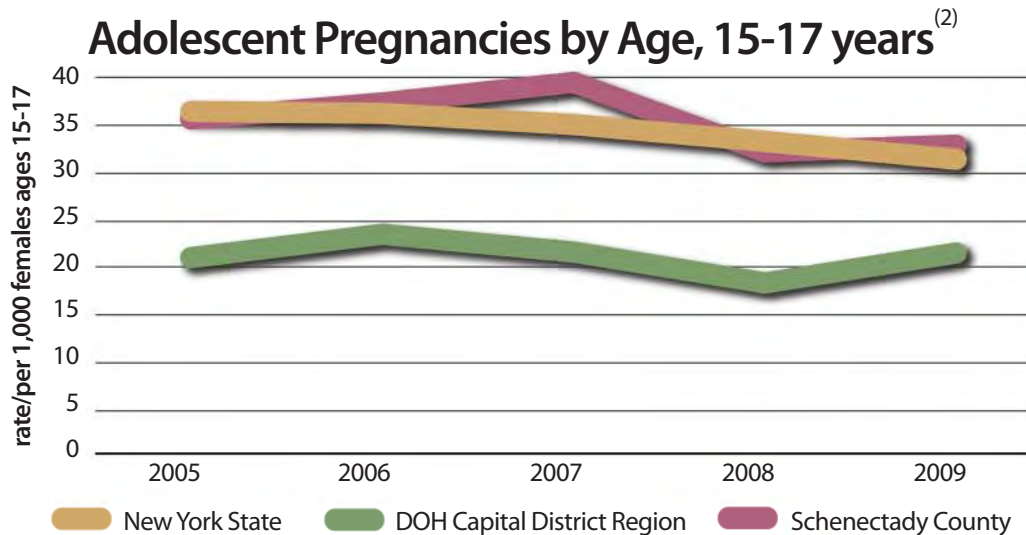
Head Start and Early Head Start - Administration for Children and Families, Region II, March 2012

SCHENECTADY COUNTY



Age Distribution in Schenectady County, 2010⁽¹⁾

- Under 5 years
- 5 to 9 years
- 10 to 14 years
- 15 to 19 years
- 20 to 64 years
- 65+



Adolescent Pregnancies by Age, 15-17 years⁽²⁾

Schenectady County

Veterans **10.4%**
(25+ years old)⁽¹⁾

Bachelor's Degree **28.7%**
(25+ years old)⁽¹⁾

Childhood Poverty **8.3%**
(0 - 17 years old)⁽²⁾

Infant Mortality **8.3 per 1,000**
(live births)⁽²⁾

DWI **45.7 per 10,000**
(16 - 21 years old)⁽²⁾

Foster Care Admissions **1.3 per 1,000**
(children under 18)⁽²⁾

Unemployment **6.8%**
(16+ years old)⁽²⁾



Data Sources:

(1) U.S. Census, American Community Survey, 2006-2010.





(2) Council on Children and Families, Kids' Well-being Indicators Clearinghouse (KWIC) at www.nyskwic.org.

Percent of Families with Related Children Living At or Below Poverty Level

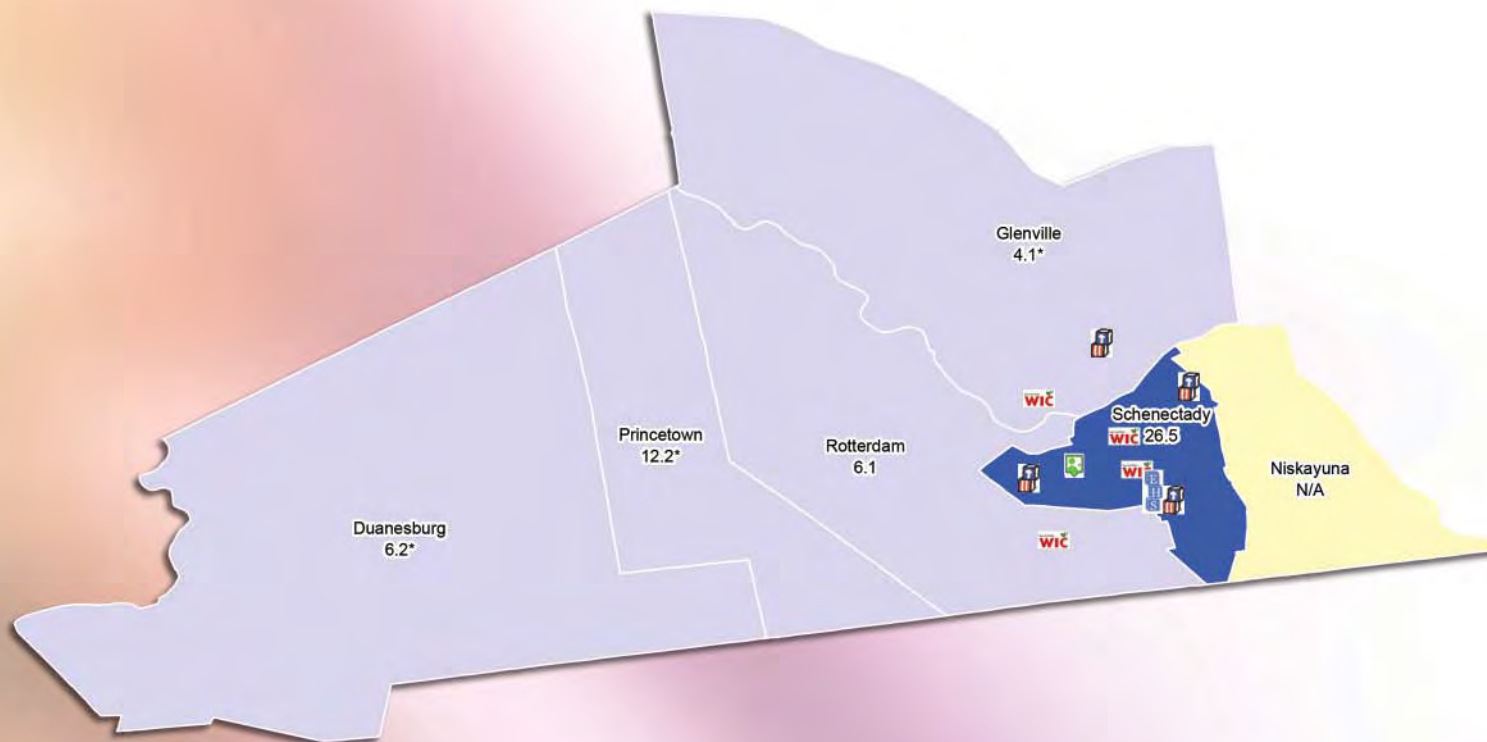
Assets

-  WIC (4)
-  DOL One Stop (1)
-  Head Start (4)
-  Early Head Start (1)


Percent Poverty

-  37.6 - 50.5
-  25.1 - 37.5
-  12.6 - 25.0
-  1.0 - 12.5

No Data Available



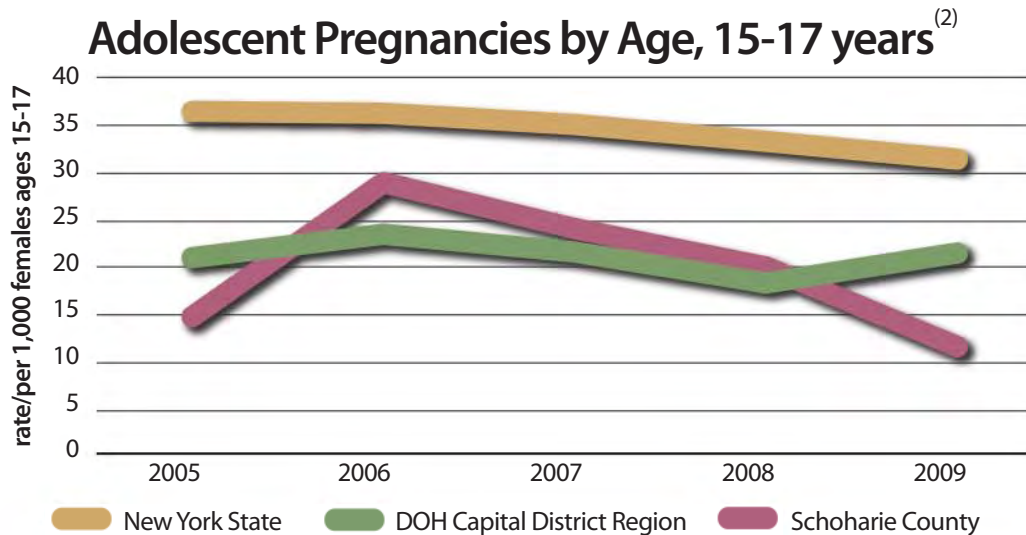
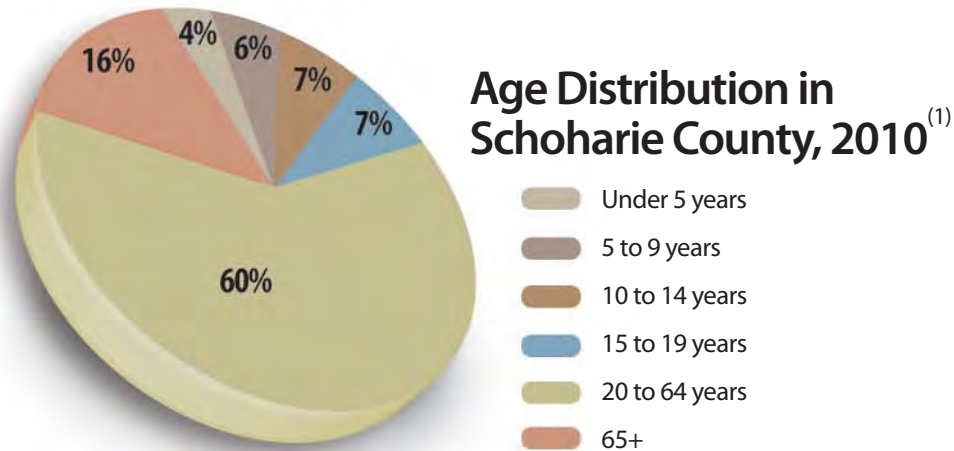
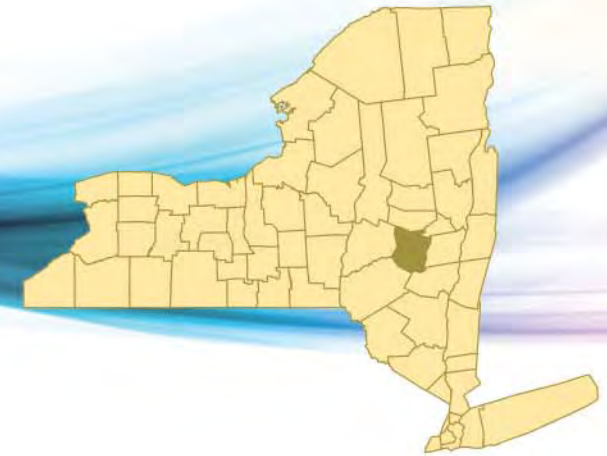
NEW YORK KIDS COUNT
2012 Data Book



www.nyskwic.org

Data Sources: U.S. Census, Table B1710, 2006-2010 American Community Survey.
 *Estimate based on small sample of the population, may not be statistically reliable.
 WIC - NYS Department of Health, March 2012
 DOL One Stop - NYS Department of Labor, March 2012
 Head Start and Early Head Start - Administration for Children and Families, Region II, March 2012

SCHOHARIE COUNTY



Schoharie County

Veterans **11.5%**
(25+ years old)⁽¹⁾

Bachelor's Degree **21.0%**
(25+ years old)⁽¹⁾

Childhood Poverty **18.4%**
(0 - 17 years old)⁽²⁾

Infant Mortality **5.6 per 1,000**
(live births)⁽²⁾

DWI **33.6 per 10,000**
(16 - 21 years old)⁽²⁾

Foster Care Admissions **5.3 per 1,000**
(children under 18)⁽²⁾

Unemployment **7.7%**
(16+ years old)⁽²⁾

Data Sources:

(1) U.S. Census, American Community Survey, 2006-2010.






(2) Council on Children and Families, Kids' Well-being Indicators Clearinghouse (KWIC) at www.nyskwic.org.

Percent of Families with Related Children Living At or Below Poverty Level

Assets

-  WIC (1)
-  DOL One Stop (1)
-  Head Start (5)
-  Early Head Start (4)

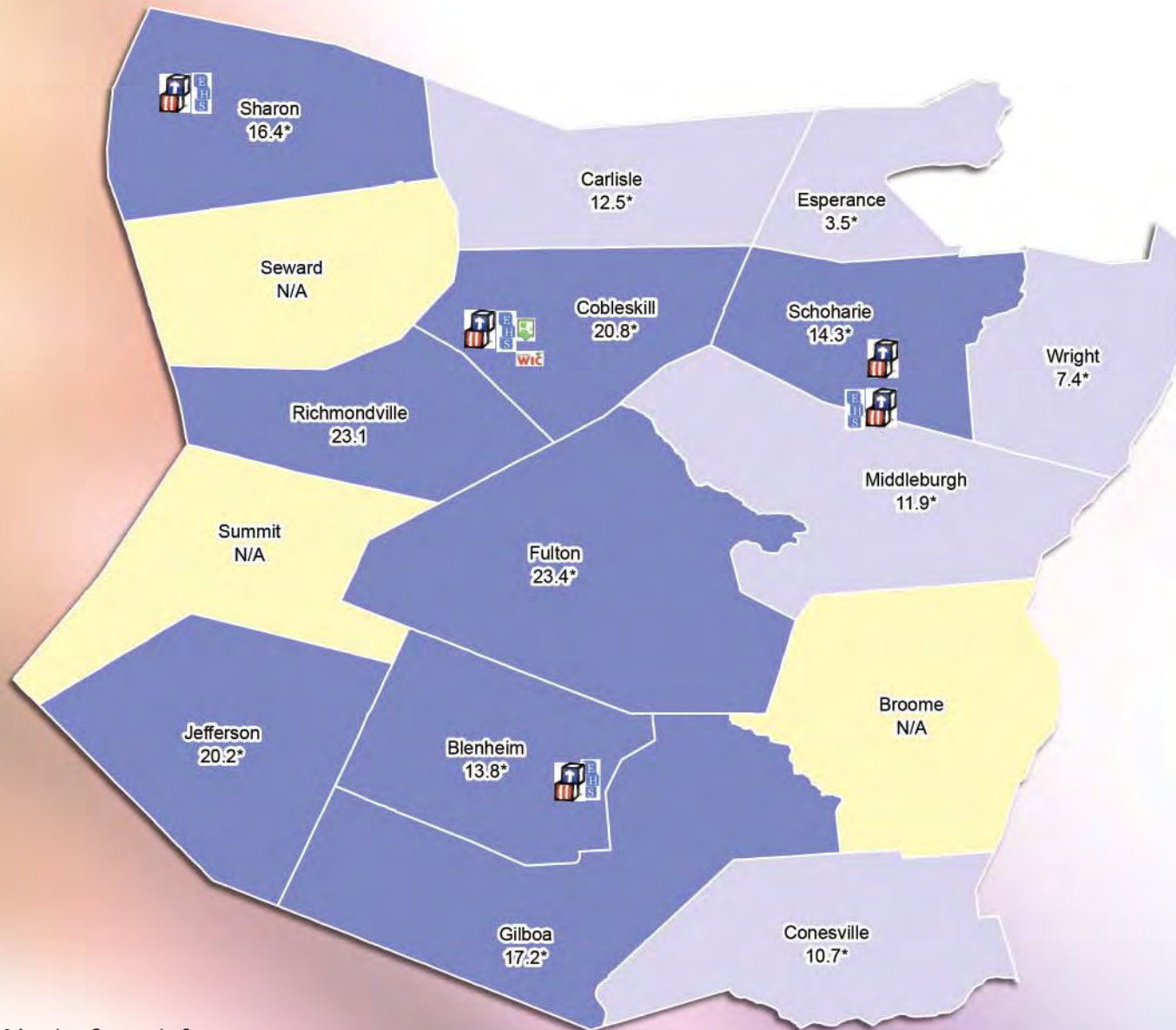
Percent Poverty

-  37.6 - 50.5
-  25.1 - 37.5
-  12.6 - 25.0
-  1.0 - 12.5
-  No Data Available

NEW YORK KIDS COUNT
2012 Data Book



www.nyskwic.org



Data Sources: U.S. Census, Table B1710, 2006-2010 American Community Survey.

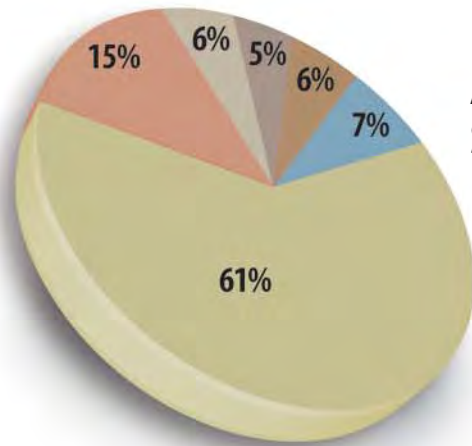
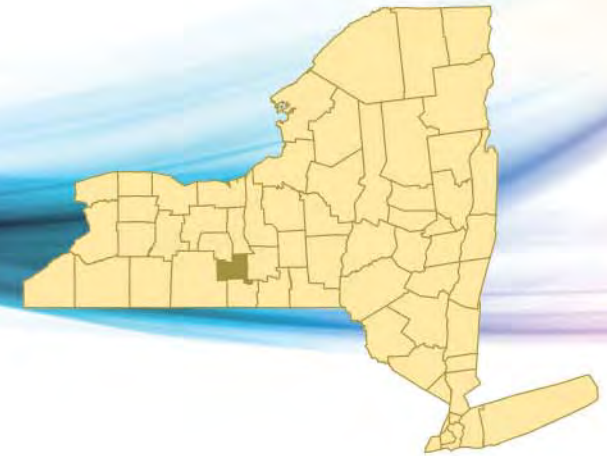
*Estimate based on small sample of the population, may not be statistically reliable.

WIC - NYS Department of Health, March 2012

DOL One Stop - NYS Department of Labor, March 2012

Head Start and Early Head Start - Administration for Children and Families, Region II, March 2012

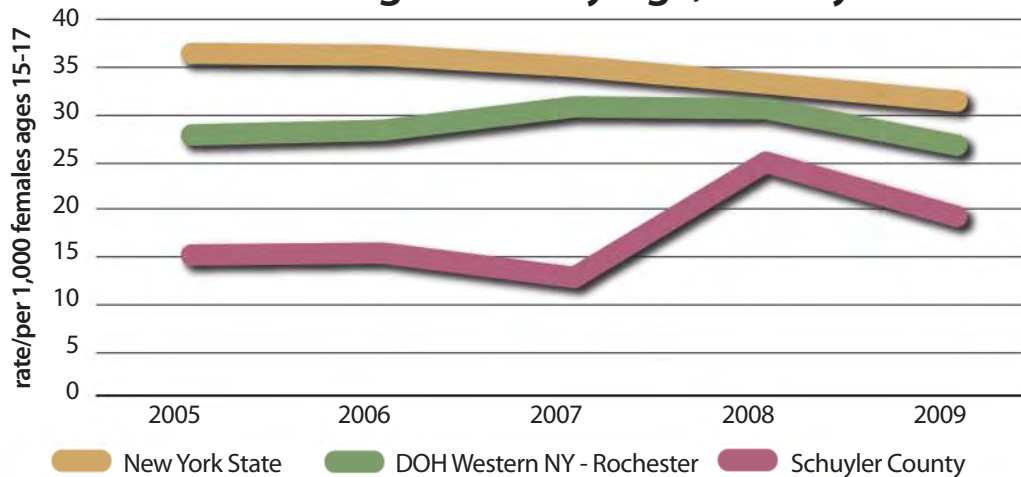
SCHUYLER COUNTY



Age Distribution in Schuyler County, 2010⁽¹⁾

- Under 5 years
- 5 to 9 years
- 10 to 14 years
- 15 to 19 years
- 20 to 64 years
- 65+

Adolescent Pregnancies by Age, 15-17 years⁽²⁾



Schuyler County

Veterans **11.5%**
(25+ years old)⁽¹⁾

Bachelor's Degree **21%**
(25+ years old)⁽¹⁾

Childhood Poverty **18.4%**
(0 - 17 years old)⁽²⁾

Infant Mortality **5.8 per 1,000**
(live births)⁽²⁾

DWI **33.6 per 10,000**
(16 - 21 years old)⁽²⁾

Foster Care Admissions **1.7 per 1,000**
(children under 18)⁽²⁾

Unemployment **7.7%**
(16+ years old)⁽²⁾



Data Sources:

(1) U.S. Census, American Community Survey, 2006-2010.






(2) Council on Children and Families, Kids' Well-being Indicators Clearinghouse (KWIC) at www.nyskwic.org.

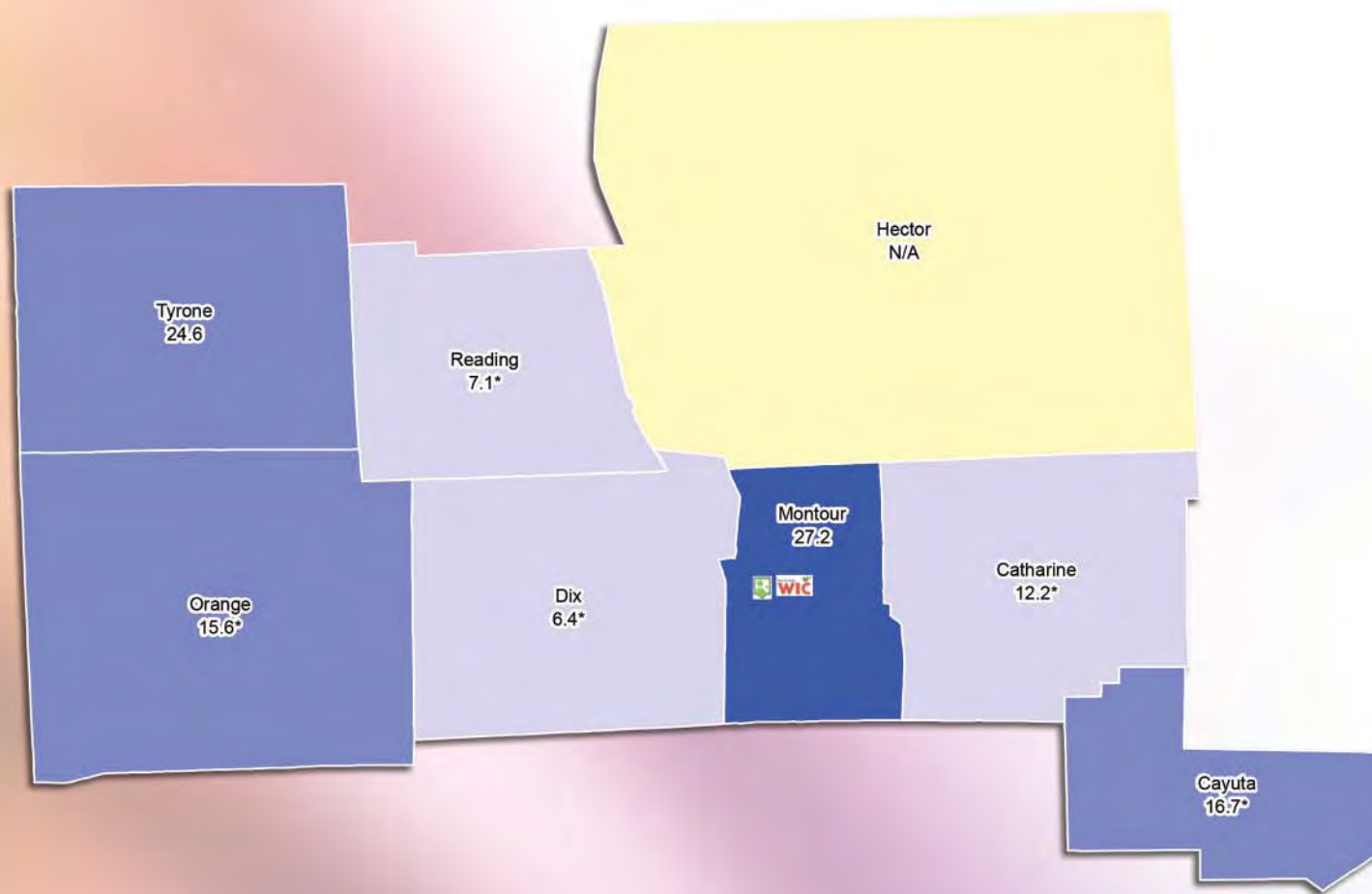
Percent of Families with Related Children Living At or Below Poverty Level

Assets


-  WIC (1)
-  DOL One Stop (1)
-  Head Start (0)
-  Early Head Start (0)

Percent Poverty

-  37.6 - 50.5
-  25.1 - 37.5
-  12.6 - 25.0
-  1.0 - 12.5
-  No Data Available



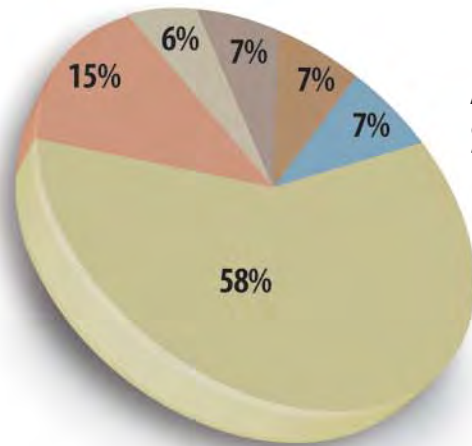
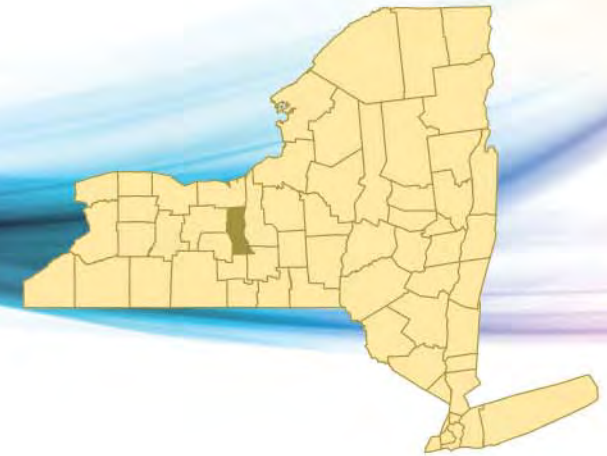
NEW YORK KIDS COUNT
2012 Data Book



www.nyskwic.org

Data Sources: U.S. Census, Table B1710, 2006-2010 American Community Survey.
 *Estimate based on small sample of the population, may not be statistically reliable.
 WIC - NYS Department of Health, March 2012
 DOL One Stop - NYS Department of Labor, March 2012
 Head Start and Early Head Start - Administration for Children and Families, Region II, March 2012

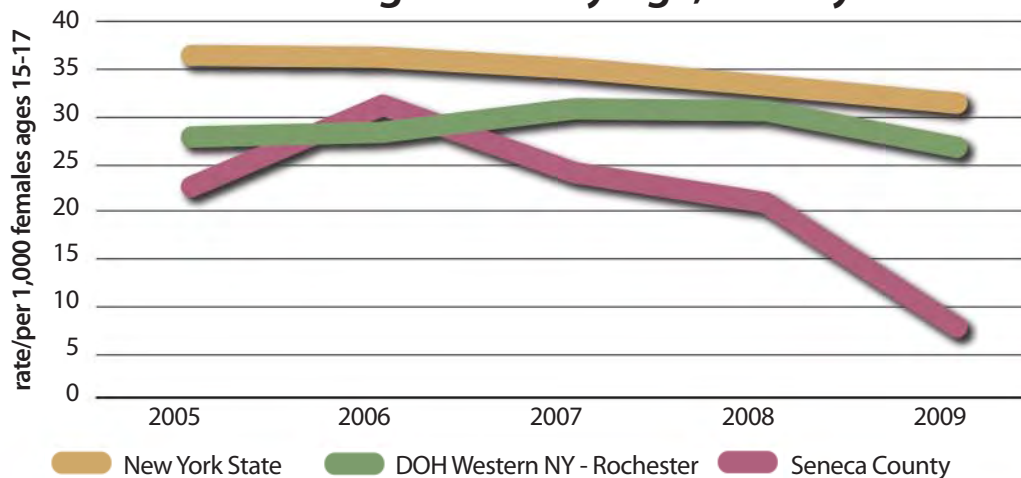
SENECA COUNTY



Age Distribution in Seneca County, 2010⁽¹⁾

- Under 5 years
- 5 to 9 years
- 10 to 14 years
- 15 to 19 years
- 20 to 64 years
- 65+

Adolescent Pregnancies by Age, 15-17 years⁽²⁾



Data Sources:

(1) U.S. Census, American Community Survey, 2006-2010.

(2) Council on Children and Families, Kids' Well-being Indicators Clearinghouse (KWIC) at www.nyskwic.org.

Seneca County

Veterans **11.4%**
(25+ years old)⁽¹⁾

Bachelor's Degree **18.1%**
(25+ years old)⁽¹⁾

Childhood Poverty **22.7%**
(0 - 17 years old)⁽²⁾

Infant Mortality **3.5 per 1,000**
(live births)⁽²⁾

DWI **59.1 per 10,000**
(16 - 21 years old)⁽²⁾

Foster Care Admissions **1.7 per 1,000**
(children under 18)⁽²⁾





Unemployment **8.4%**
(16+ years old)⁽²⁾

Percent of Families with Related Children Living At or Below Poverty Level

Assets

-  WIC (1)
-  DOL One Stop (1)
-  Head Start (1)
-  Early Head Start (0)

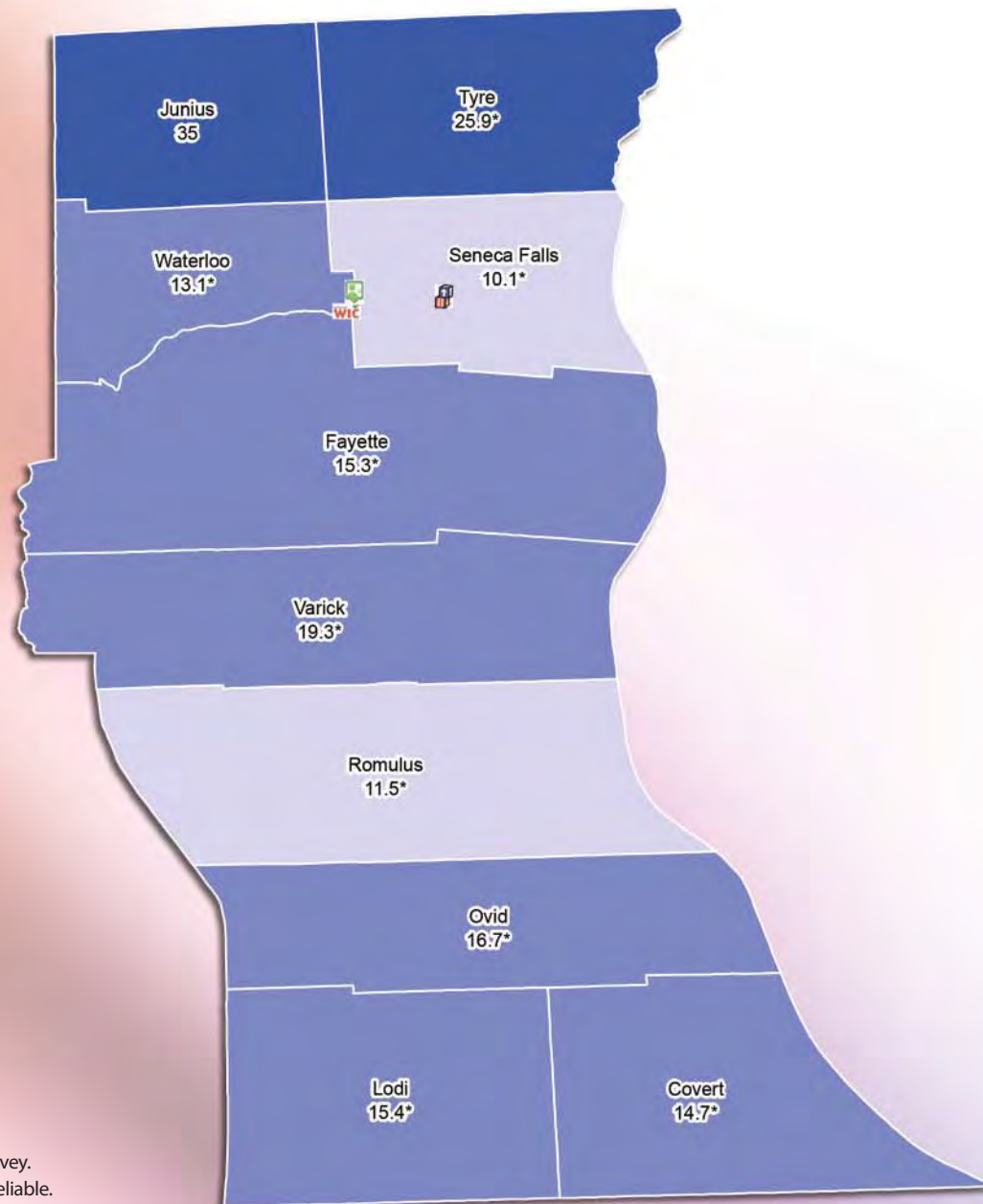
Percent Poverty

-  37.6 - 50.5
-  25.1 - 37.5
-  12.6 - 25.0
-  1.0 - 12.5

NEW YORK KIDS COUNT
2012 Data Book



www.nyskwic.org



Data Sources: U.S. Census, Table B1710, 2006-2010 American Community Survey.

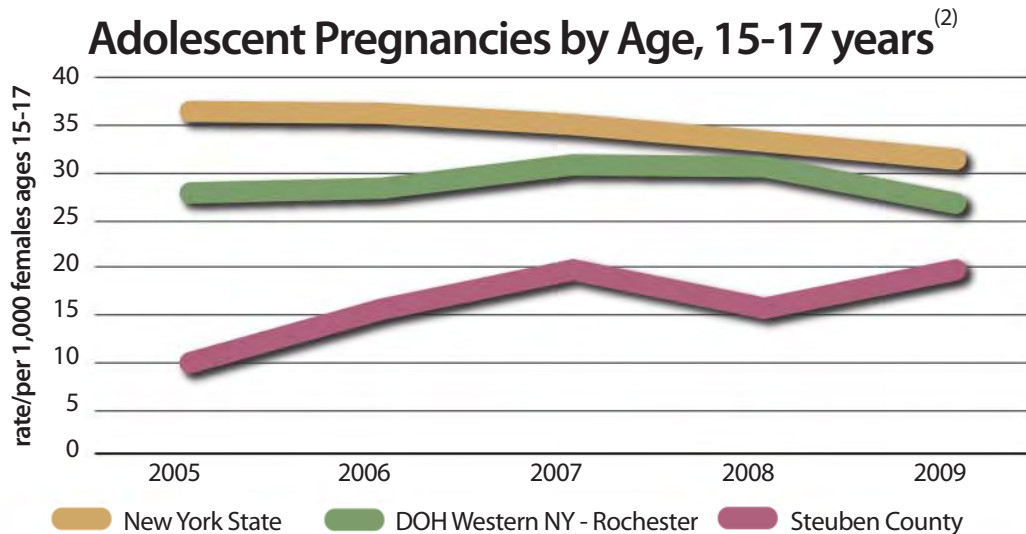
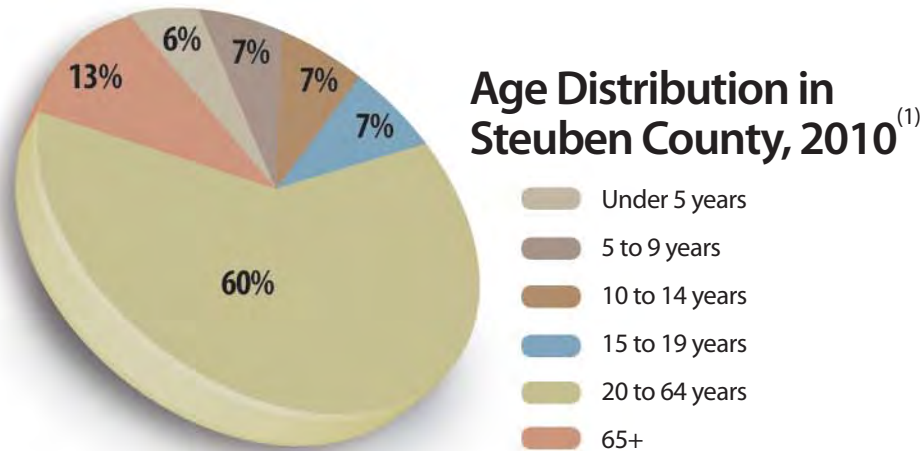
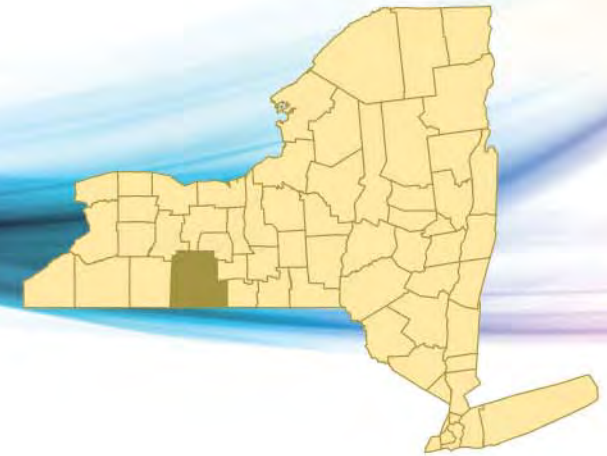
*Estimate based on small sample of the population, may not be statistically reliable.

WIC - NYS Department of Health, March 2012

DOL One Stop - NYS Department of Labor, March 2012

Head Start and Early Head Start - Administration for Children and Families, Region II, March 2012

STEUBEN COUNTY



Steuben County

Veterans **13.8%**
(25+ years old)⁽¹⁾

Bachelor's Degree **19.9%**
(25+ years old)⁽¹⁾

Childhood Poverty **21%**
(0 - 17 years old)⁽²⁾

Infant Mortality **6.3 per 1,000**
(live births)⁽²⁾

DWI **67.7 per 10,000**
(16 - 21 years old)⁽²⁾

Foster Care Admissions **3.4 per 1,000**
(children under 18)⁽²⁾

Unemployment **9.9%**
(16+ years old)⁽²⁾

Data Sources:

(1) U.S. Census, American Community Survey, 2006-2010.





(2) Council on Children and Families, Kids' Well-being Indicators Clearinghouse (KWIC) at www.nyskwic.org.

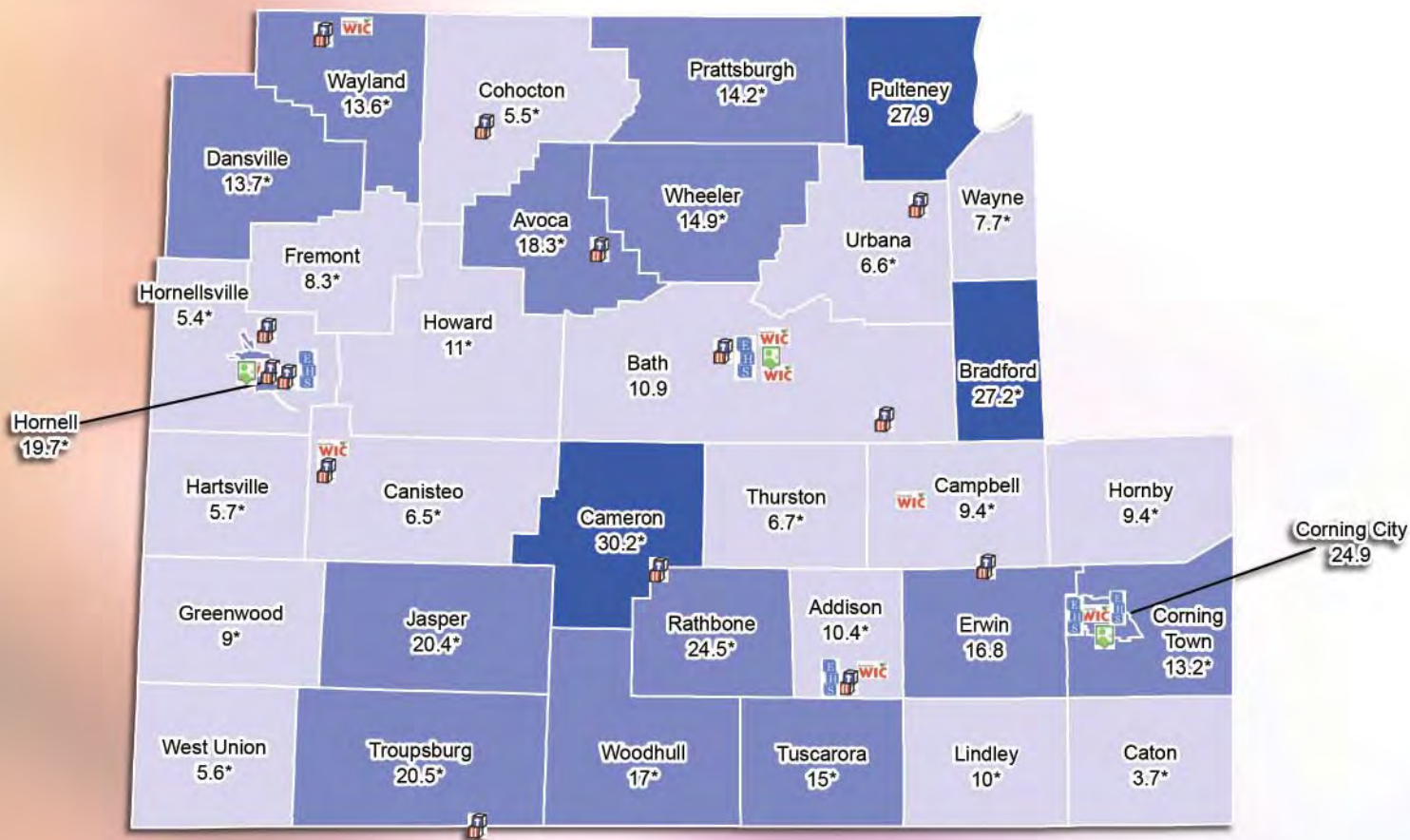
Percent of Families with Related Children Living At or Below Poverty Level

Assets

-  WIC (8)
-  DOL One Stop (3)
-  Head Start (14)
-  Early Head Start (5)

Percent Poverty

-  37.6 - 50.5
-  25.1 - 37.5
-  12.6 - 25.0
-  1.0 - 12.5



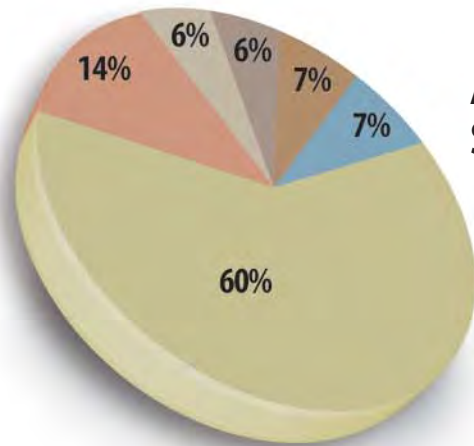
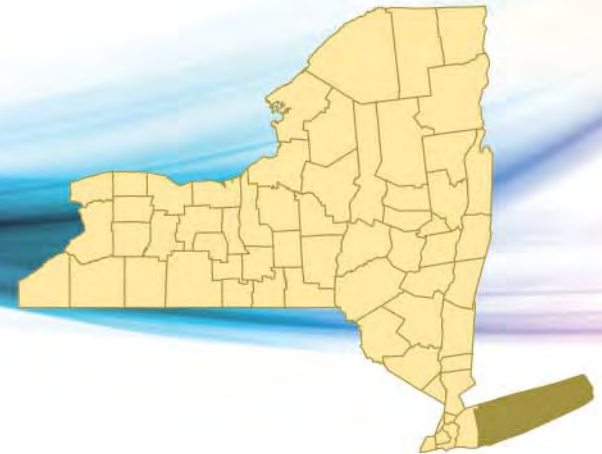
NEW YORK KIDS COUNT
2012 Data Book



www.nyskwic.org

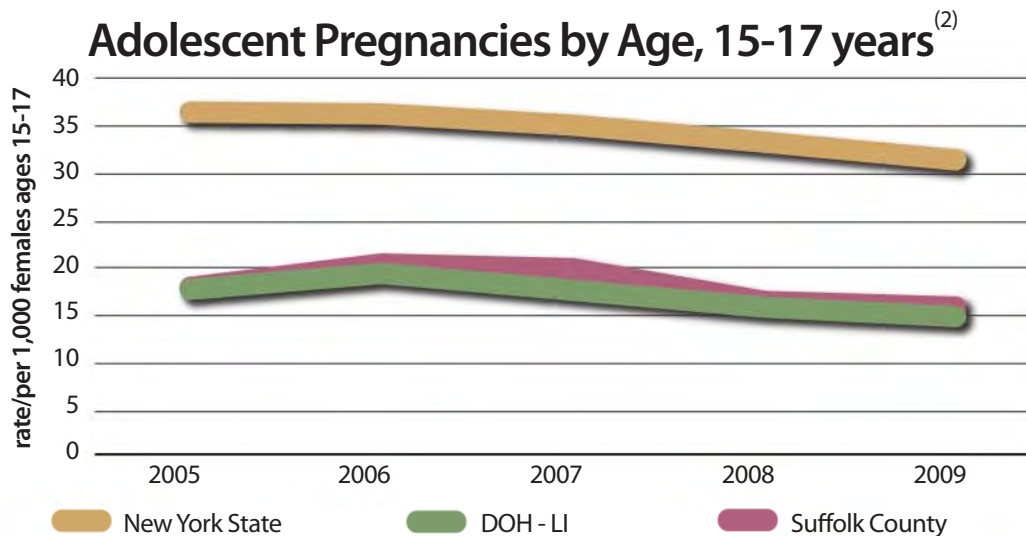
Data Sources: U.S. Census, Table B1710, 2006-2010 American Community Survey.
 *Estimate based on small sample of the population, may not be statistically reliable.
 WIC - NYS Department of Health, March 2012
 DOL One Stop - NYS Department of Labor, March 2012
 Head Start and Early Head Start - Administration for Children and Families, Region II, March 2012

SUFFOLK COUNTY



Age Distribution in Suffolk County, 2010⁽¹⁾

- Under 5 years
- 5 to 9 years
- 10 to 14 years
- 15 to 19 years
- 20 to 64 years
- 65+



Data Sources:

(1) U.S. Census, American Community Survey, 2006-2010.

(2) Council on Children and Families, Kids' Well-being Indicators Clearinghouse (KWIC) at www.nyskwic.org.

Suffolk County

Veterans **8.3%**
(25+ years old)⁽¹⁾

Bachelor's Degree **31.9%**
(25+ years old)⁽¹⁾

Childhood Poverty **8.2%**
(0 - 17 years old)⁽²⁾

Infant Mortality **4.0 per 1,000**
(live births)⁽²⁾



DWI **43.5 per 10,000**
(16 - 21 years old)⁽²⁾

Foster Care Admissions **1.2 per 1,000**
(children under 18)⁽²⁾






Unemployment **7.6%**
(16+ years old)⁽²⁾

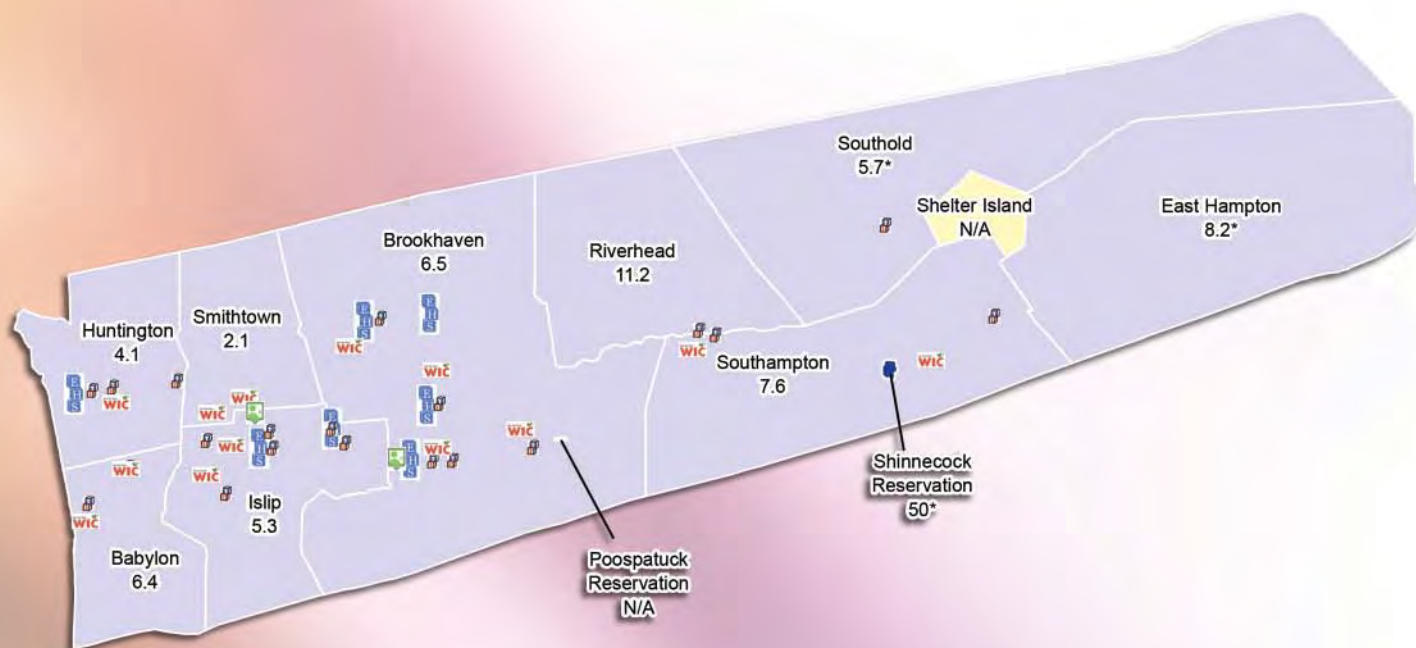
Percent of Families with Related Children Living At or Below Poverty Level

Assets

-  WIC (13)
-  DOL One Stop (2)
-  Head Start (22)
-  Early Head Start (7)

Percent Poverty

-  37.6 - 50.5
-  25.1 - 37.5
-  12.6 - 25.0
-  1.0 - 12.5
-  No Data Available



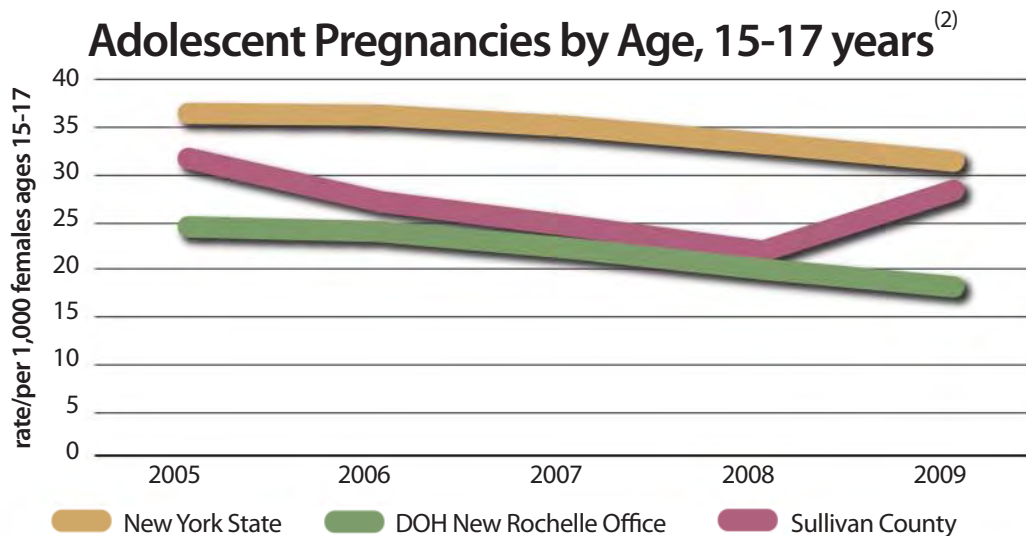
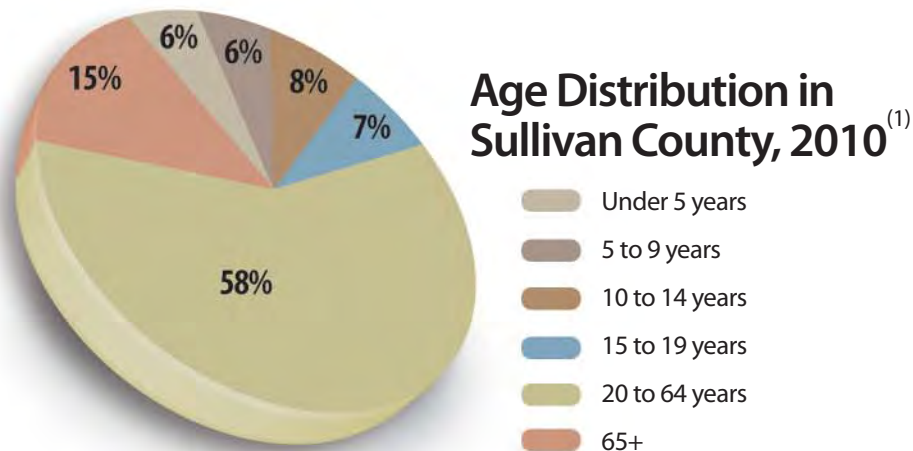
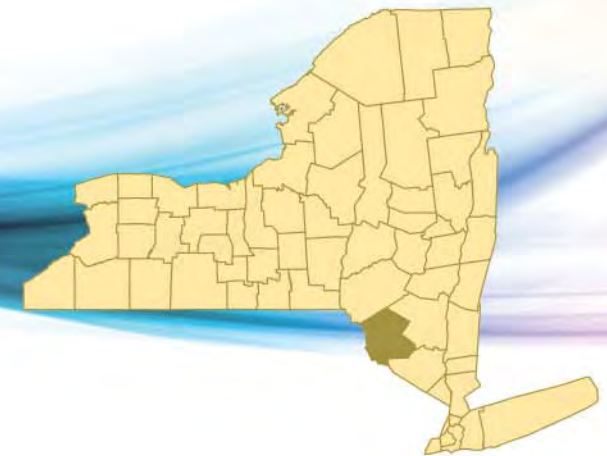
NEW YORK KIDS COUNT
2012 Data Book



www.nyskwic.org

Data Sources: U.S. Census, Table B1710, 2006-2010 American Community Survey.
 *Estimate based on small sample of the population, may not be statistically reliable.
 WIC - NYS Department of Health, March 2012
 DOL One Stop - NYS Department of Labor, March 2012
 Head Start and Early Head Start - Administration for Children and Families, Region II, March 2012

SULLIVAN COUNTY



Sullivan County

Veterans (25+ years old) ⁽¹⁾	10%
Bachelor's Degree (25+ years old) ⁽¹⁾	20.3%
Childhood Poverty (0 - 17 years old) ⁽²⁾	27.2%
Infant Mortality (live births) ⁽²⁾	7.9 per 1,000
DWI (16 - 21 years old) ⁽²⁾	125.6 per 10,000
Foster Care Admissions (children under 18) ⁽²⁾	2.1 per 1,000
Unemployment (16+ years old) ⁽²⁾	9.2%

Data Sources:

(1) U.S. Census, American Community Survey, 2006-2010.





(2) Council on Children and Families, Kids' Well-being Indicators Clearinghouse (KWIC) at www.nyskwic.org.

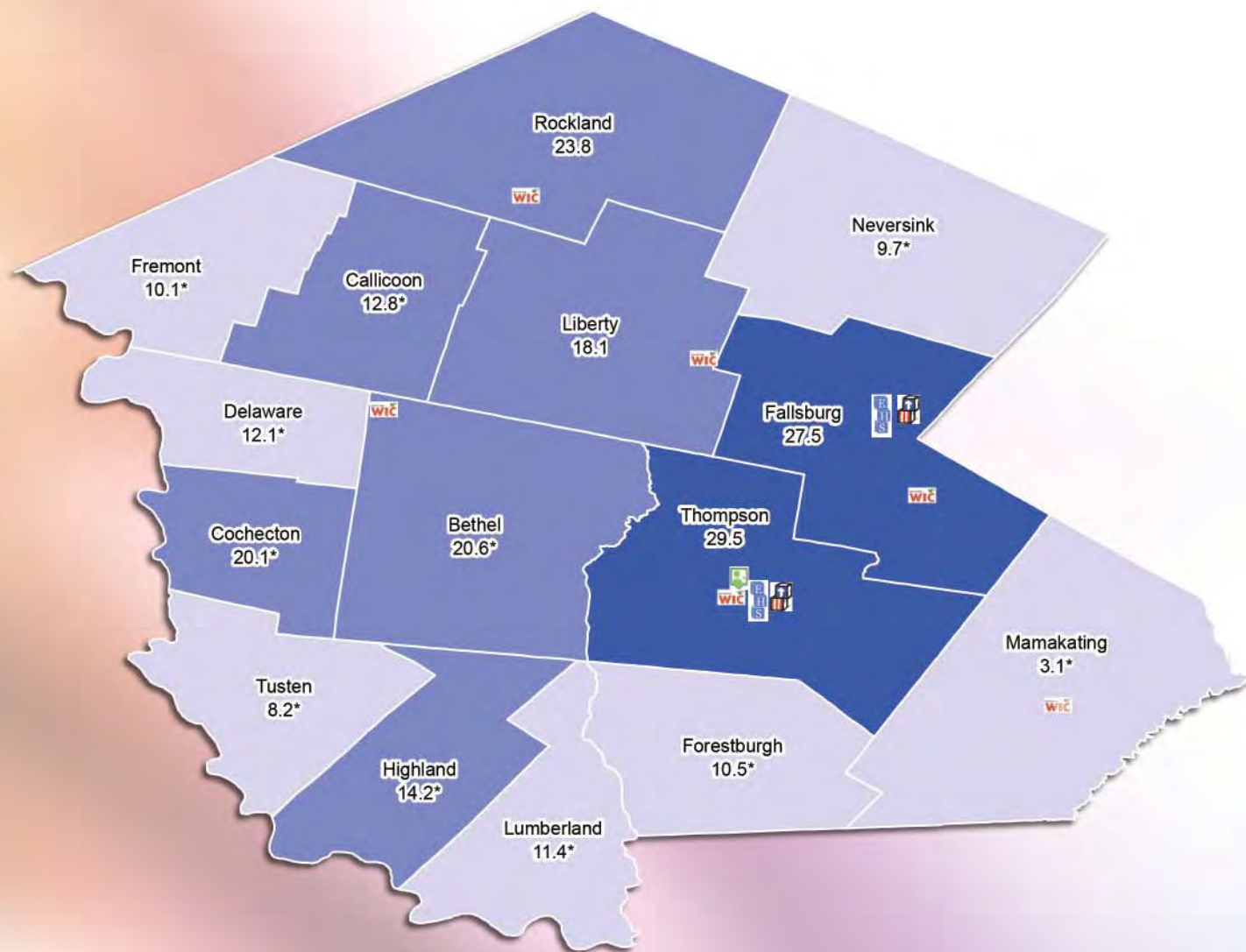
Percent of Families with Related Children Living At or Below Poverty Level

Assets

-  WIC (6)
-  DOL One Stop (1)
-  Head Start (2)
-  Early Head Start (3)

Percent Poverty

-  37.6 - 50.5
-  25.1 - 37.5
-  12.6 - 25.0
-  1.0 - 12.5



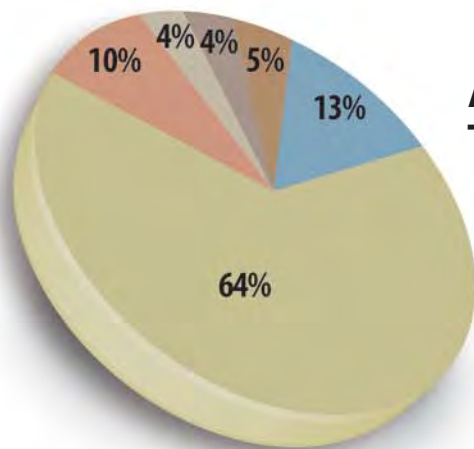
NEW YORK KIDS COUNT
2012 Data Book



www.nyskwic.org

Data Sources: U.S. Census, Table B1710, 2006-2010 American Community Survey.
 *Estimate based on small sample of the population, may not be statistically reliable.
 WIC - NYS Department of Health, March 2012
 DOL One Stop - NYS Department of Labor, March 2012
 Head Start and Early Head Start - Administration for Children and Families, Region II, March 2012

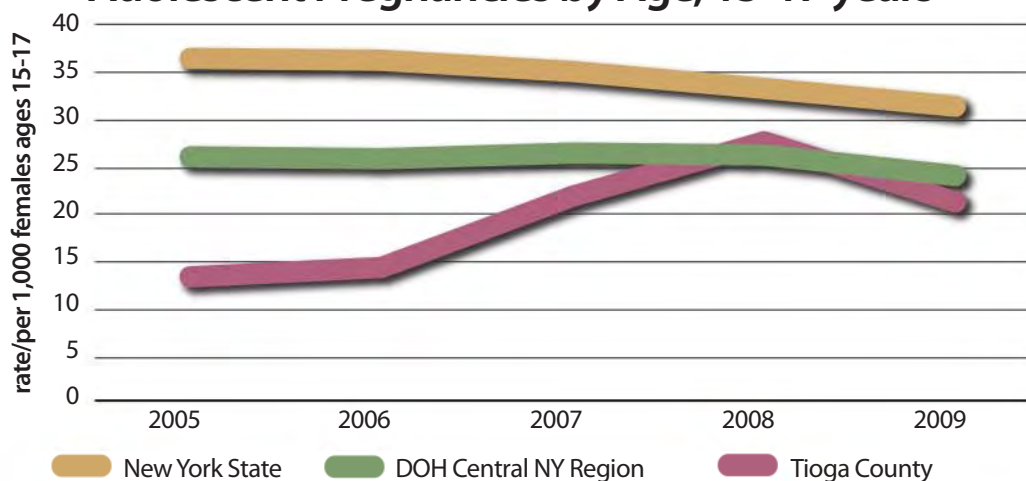
TIOGA COUNTY



Age Distribution in Tioga County, 2010⁽¹⁾

- Under 5 years
- 5 to 9 years
- 10 to 14 years
- 15 to 19 years
- 20 to 64 years
- 65+

Adolescent Pregnancies by Age, 15-17 years⁽²⁾



Data Sources:

(1) U.S. Census, American Community Survey, 2006-2010.

(2) Council on Children and Families, Kids' Well-being Indicators Clearinghouse (KWIC) at www.nyskwic.org.

Tioga County

Veterans **12.8%**
(25+ years old)⁽¹⁾

Bachelor's Degree **22.7%**
(25+ years old)⁽¹⁾

Childhood Poverty **15.4%**
(0 - 17 years old)⁽²⁾

Infant Mortality **6.7 per 1,000**
(live births)⁽²⁾

DWI **71.9 per 10,000**
(16 - 21 years old)⁽²⁾

Foster Care Admissions **1 per 1,000**
(children under 18)⁽²⁾





Unemployment **8.1%**
(16+ years old)⁽²⁾

Percent of Families with Related Children Living At or Below Poverty Level

Assets

-  WIC (5)
-  DOL One Stop (1)
-  Head Start (4)
-  Early Head Start (0)

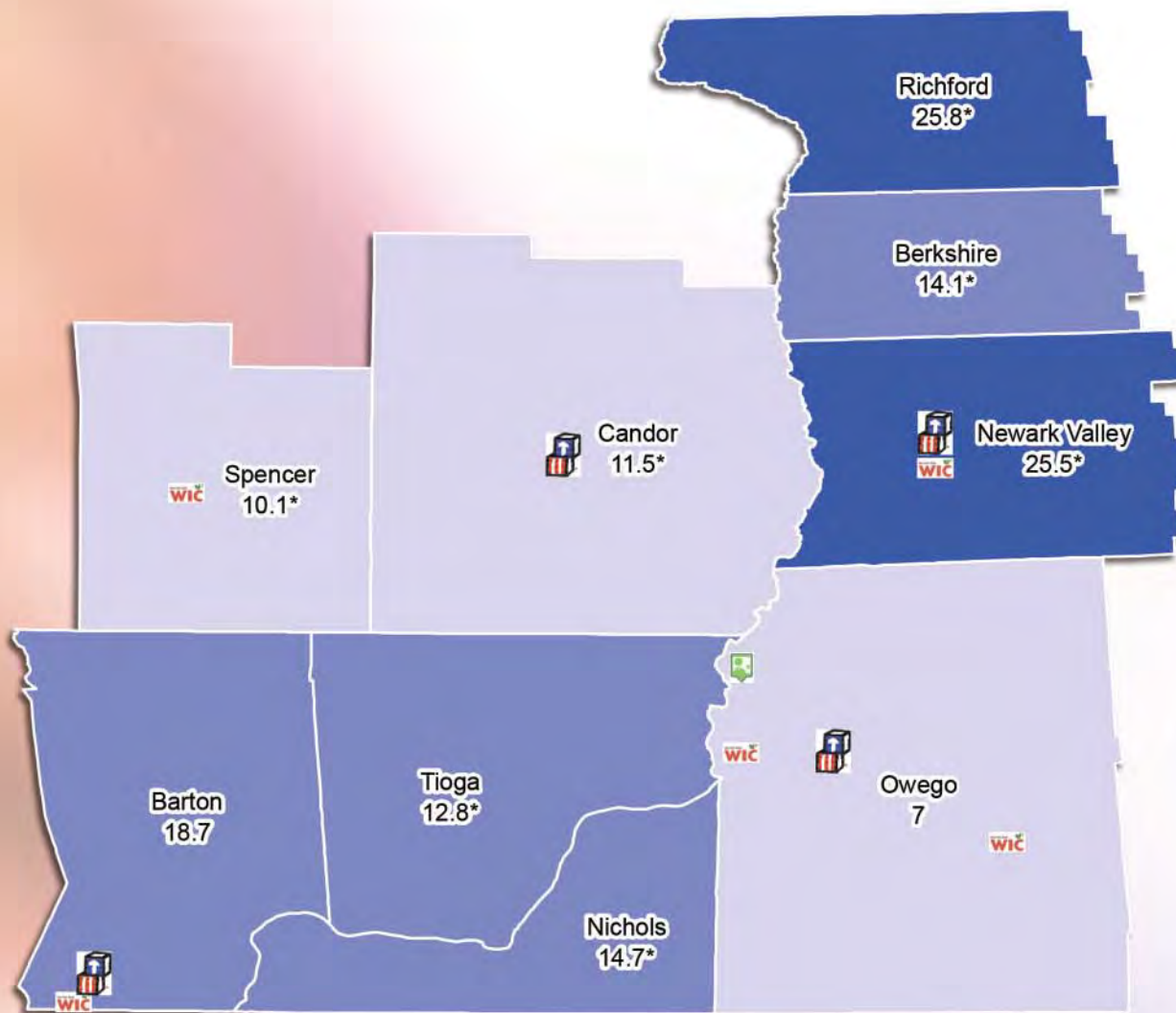
Percent Poverty

-  37.6 - 50.5
-  25.1 - 37.5
-  12.6 - 25.0
-  1.0 - 12.5

NEW YORK KIDS COUNT
2012 Data Book



www.nyskwic.org



Data Sources: U.S. Census, Table B1710, 2006-2010 American Community Survey.

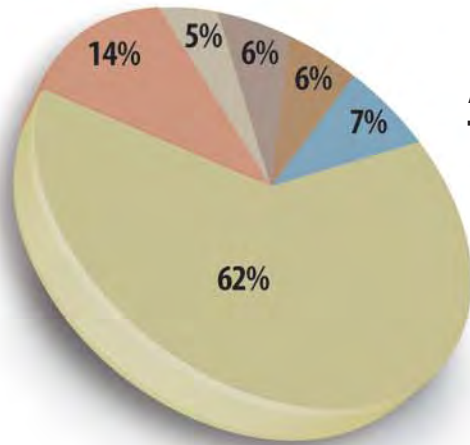
*Estimate based on small sample of the population, may not be statistically reliable.

WIC - NYS Department of Health, March 2012

DOL One Stop - NYS Department of Labor, March 2012

Head Start and Early Head Start - Administration for Children and Families, Region II, March 2012

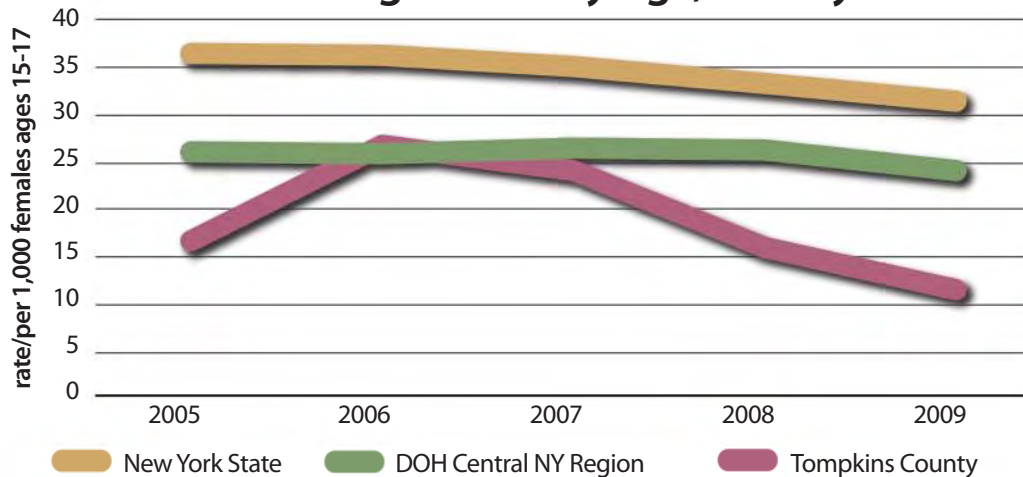
TOMPKINS COUNTY



Age Distribution in Tompkins County, 2010⁽¹⁾

- Under 5 years
- 5 to 9 years
- 10 to 14 years
- 15 to 19 years
- 20 to 64 years
- 65+

Adolescent Pregnancies by Age, 15-17 years⁽²⁾



Data Sources:

(1) U.S. Census, American Community Survey, 2006-2010.

(2) Council on Children and Families, Kids' Well-being Indicators Clearinghouse (KWIC) at www.nyskwic.org.

Tompkins County

Veterans **6.2%**
(25+ years old)⁽¹⁾

Bachelor's Degree **49.7%**
(25+ years old)⁽¹⁾

Childhood Poverty **14.9%**
(0 - 17 years old)⁽²⁾

Infant Mortality **2.5 per 1,000**
(live births)⁽²⁾

DWI **26.1 per 10,000**
(16 - 21 years old)⁽²⁾

Foster Care Admissions **3.9 per 1,000**
(children under 18)⁽²⁾






Unemployment **6.1%**
(16+ years old)⁽²⁾

Percent of Families with Related Children Living At or Below Poverty Level

Assets

-  WIC (5)
-  DOL One Stop (1)
-  Head Start (17)
-  Early Head Start (2)

Percent Poverty

-  37.6 - 50.5
-  25.1 - 37.5
-  12.6 - 25.0
-  1.0 - 12.5
-  No Data Available

NEW YORK KIDS COUNT
2012 Data Book



www.nyskwic.org



Data Sources: U.S. Census, Table B1710, 2006-2010 American Community Survey.

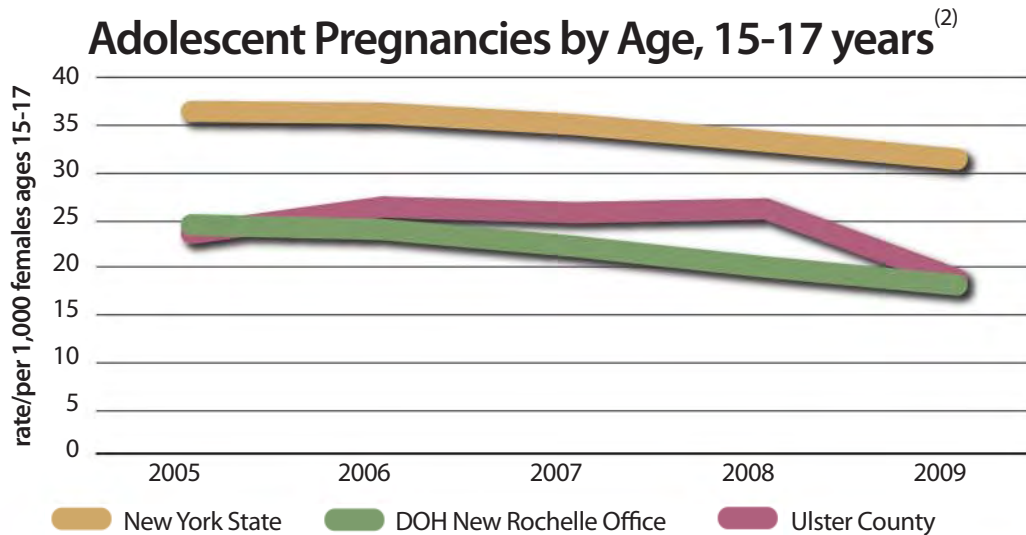
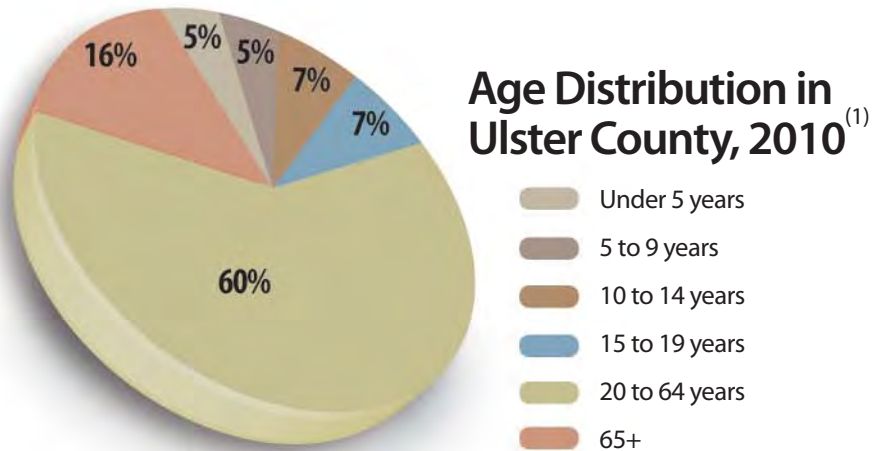
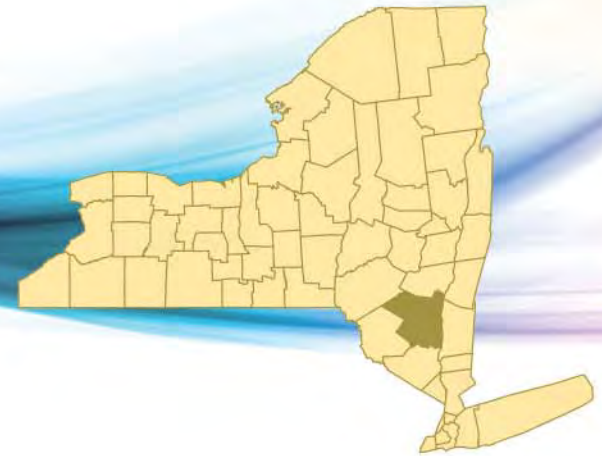
*Estimate based on small sample of the population, may not be statistically reliable.

WIC - NYS Department of Health, March 2012

DOL One Stop - NYS Department of Labor, March 2012

Head Start and Early Head Start - Administration for Children and Families, Region II, March 2012

ULSTER COUNTY



Ulster County

Veterans **9.3%**
(25+ years old)⁽¹⁾

Bachelor's Degree **29.5%**
(25+ years old)⁽¹⁾

Childhood Poverty **14.9%**
(0 - 17 years old)⁽²⁾

Infant Mortality **5.4 per 1,000**
(live births)⁽²⁾

DWI **124.4 per 10,000**
(16 - 21 years old)⁽²⁾

Foster Care Admissions **2.6 per 1,000**
(children under 18)⁽²⁾

Unemployment **8.2%**
(16+ years old)⁽²⁾

Data Sources:

(1) U.S. Census, American Community Survey, 2006-2010.






(2) Council on Children and Families, Kids' Well-being Indicators Clearinghouse (KWIC) at www.nyskwic.org.

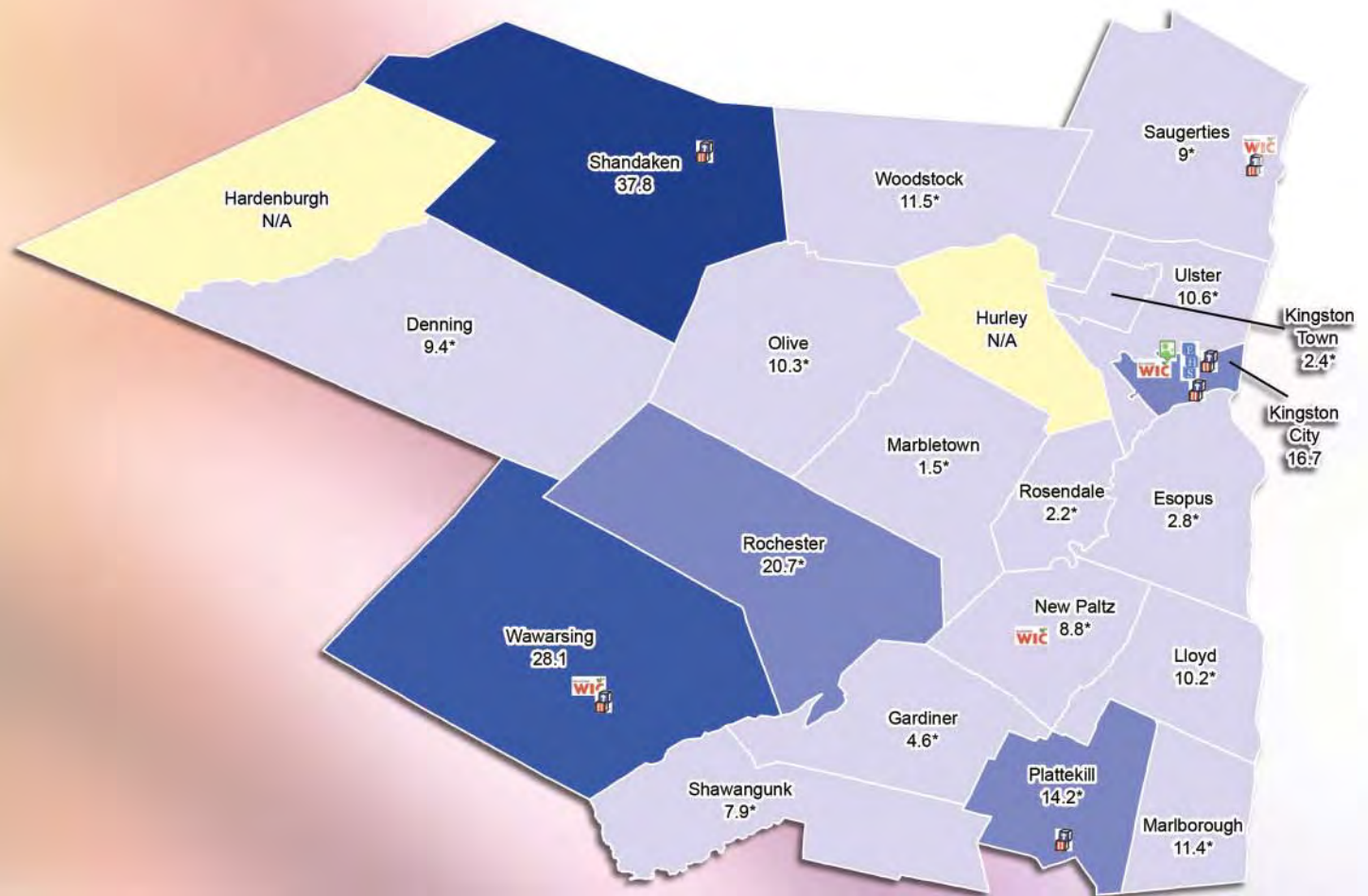
Percent of Families with Related Children Living At or Below Poverty Level

Assets

-  WIC (4)
-  DOL One Stop (1)
-  Head Start (6)
-  Early Head Start (1)

Percent Poverty

-  37.6 - 50.5
-  25.1 - 37.5
-  12.6 - 25.0
-  1.0 - 12.5
-  No Data Available



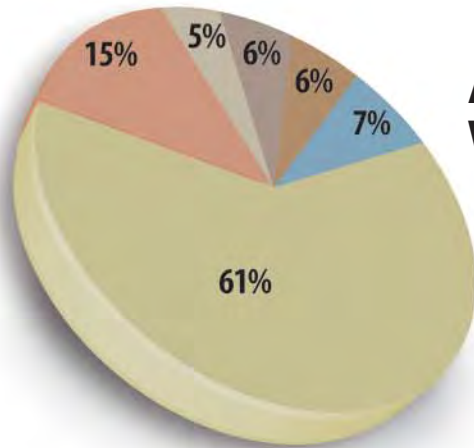
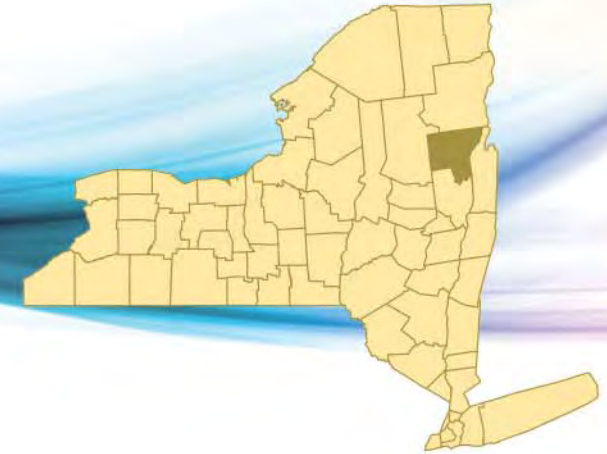
NEW YORK KIDS COUNT
2012 Data Book



www.nyskwic.org

Data Sources: U.S. Census, Table B1710, 2006-2010 American Community Survey.
 *Estimate based on small sample of the population, may not be statistically reliable.
 WIC - NYS Department of Health, March 2012
 DOL One Stop - NYS Department of Labor, March 2012
 Head Start and Early Head Start - Administration for Children and Families, Region II, March 2012

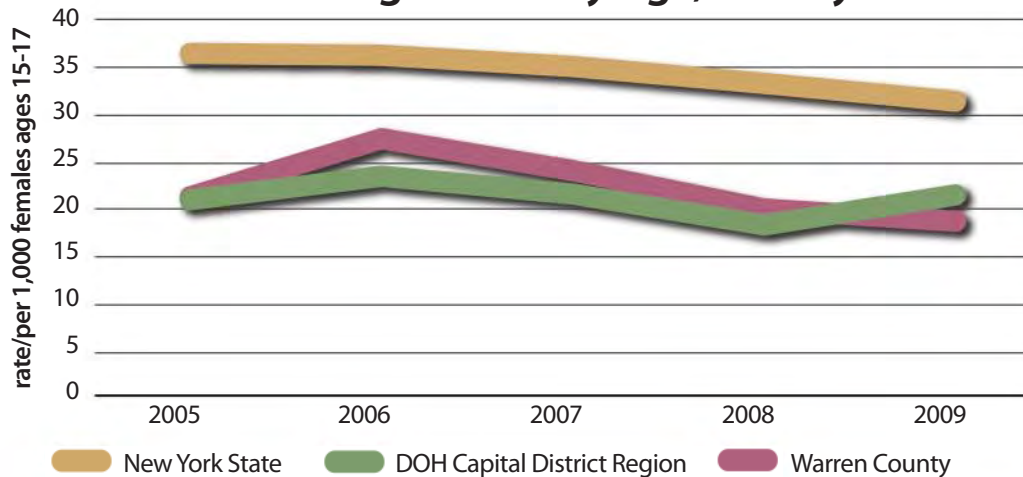
WARREN COUNTY



Age Distribution in Warren County, 2010⁽¹⁾

- Under 5 years
- 5 to 9 years
- 10 to 14 years
- 15 to 19 years
- 20 to 64 years
- 65+

Adolescent Pregnancies by Age, 15-17 years⁽²⁾



Data Sources:

(1) U.S. Census, American Community Survey, 2006-2010.

(2) Council on Children and Families, Kids' Well-being Indicators Clearinghouse (KWIC) at www.nyskwic.org.

Warren County

Veterans **12%**
(25+ years old)⁽¹⁾

Bachelor's Degree **27.3%**
(25+ years old)⁽¹⁾

Childhood Poverty **16.6%**
(0 - 17 years old)⁽²⁾

Infant Mortality **6.2 per 1,000**
(live births)⁽²⁾

DWI **83.7 per 10,000**
(16 - 21 years old)⁽²⁾

Foster Care Admissions **3.2 per 1,000**
(children under 18)⁽²⁾





Unemployment **8.5%**
(16+ years old)⁽²⁾

Percent of Families with Related Children Living At or Below Poverty Level

Assets

-  WIC (9)
-  DOL One Stop (1)
-  Head Start (7)
-  Early Head Start (2)

Percent Poverty

-  37.6 - 50.5
-  25.1 - 37.5
-  12.6 - 25.0
-  1.0 - 12.5



NEW YORK KIDS COUNT
2012 Data Book



www.nyskwic.org

Data Sources: U.S. Census, Table B1710, 2006-2010 American Community Survey.

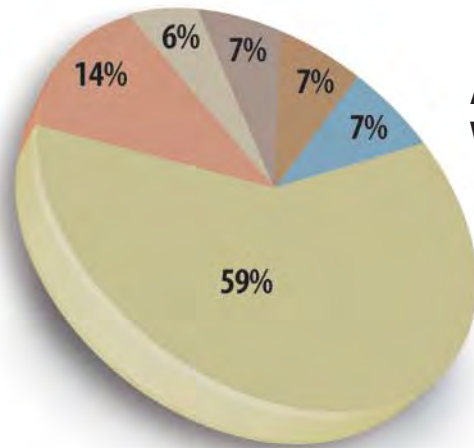
*Estimate based on small sample of the population, may not be statistically reliable.

WIC - NYS Department of Health, March 2012

DOL One Stop - NYS Department of Labor, March 2012

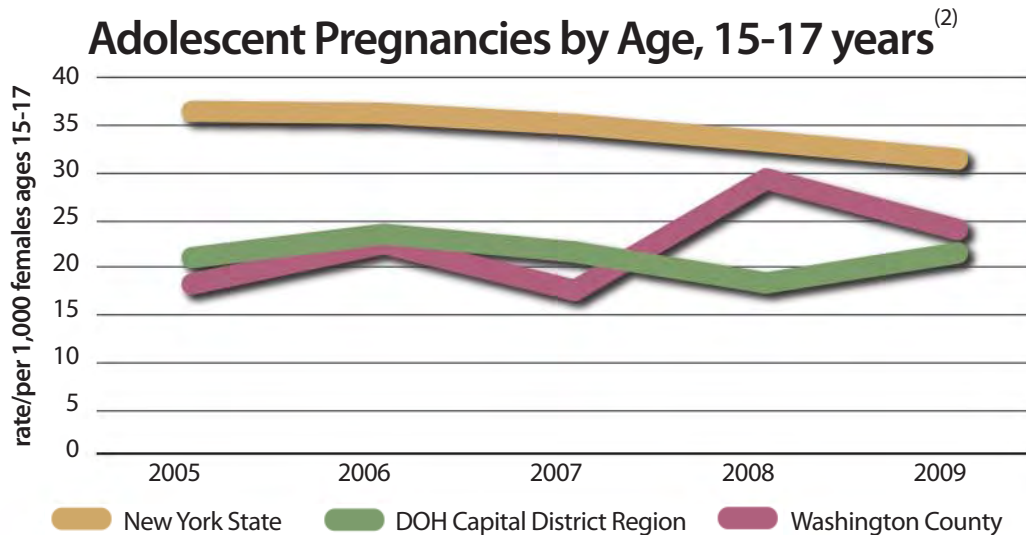
Head Start and Early Head Start - Administration for Children and Families, Region II, March 2012

WASHINGTON COUNTY



Age Distribution in Washington County, 2010⁽¹⁾

- Under 5 years
- 5 to 9 years
- 10 to 14 years
- 15 to 19 years
- 20 to 64 years
- 65+



Adolescent Pregnancies by Age, 15-17 years⁽²⁾

Washington County

Veterans **12.8%**
(25+ years old)⁽¹⁾

Bachelor's Degree **16.8%**
(25+ years old)⁽¹⁾

Childhood Poverty **18.5%**
(0 - 17 years old)⁽²⁾

Infant Mortality **6.2 per 1,000**
(live births)⁽²⁾

DWI **61 per 10,000**
(16 - 21 years old)⁽²⁾

Foster Care Admissions **4.7 per 1,000**
(children under 18)⁽²⁾

Unemployment **7.8%**
(16+ years old)⁽²⁾

Data Sources:

(1) U.S. Census, American Community Survey, 2006-2010.





(2) Council on Children and Families, Kids' Well-being Indicators Clearinghouse (KWIC) at www.nyskwic.org.

Percent of Families with Related Children Living At or Below Poverty Level

Assets

-  WIC (7)
-  DOL One Stop (1)
-  Head Start (5)
-  Early Head Start (6)

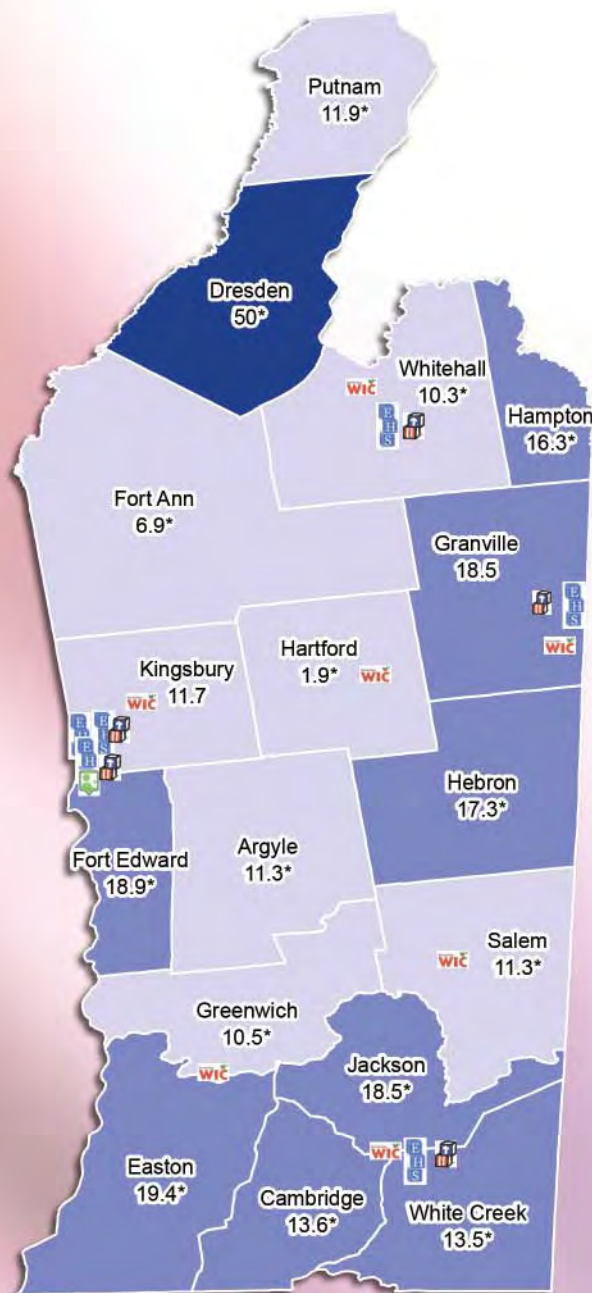
Percent Poverty

-  37.6 - 50.5
-  25.1 - 37.5
-  12.6 - 25.0
-  1.0 - 12.5

NEW YORK KIDS COUNT
2012 Data Book



www.nyskwic.org



Data Sources: U.S. Census, Table B1710, 2006-2010 American Community Survey.

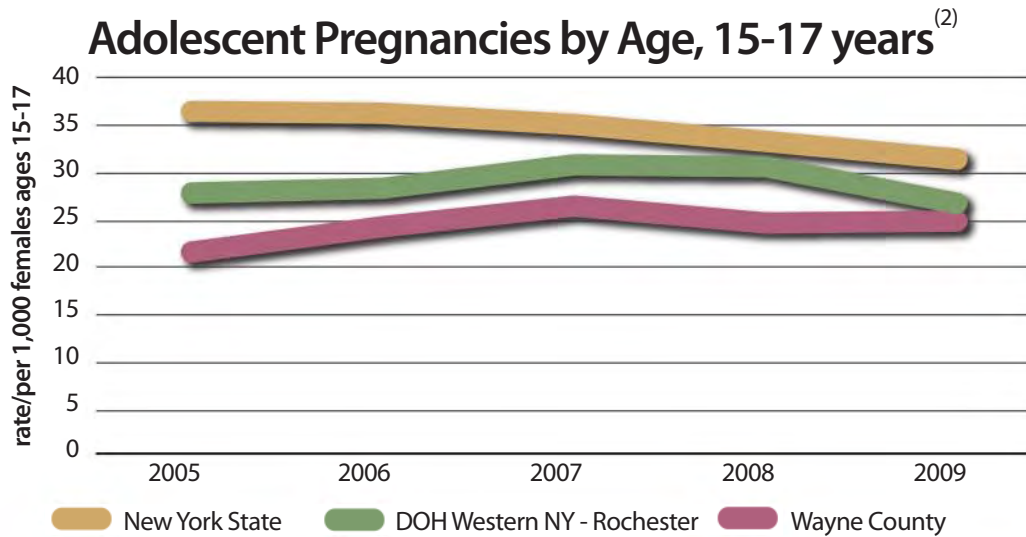
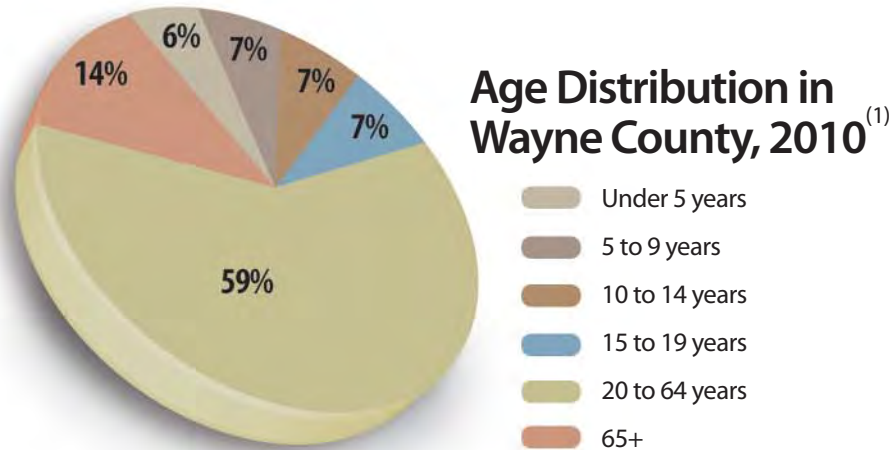
*Estimate based on small sample of the population, may not be statistically reliable.

WIC - NYS Department of Health, March 2012

DOL One Stop - NYS Department of Labor, March 2012

Head Start and Early Head Start - Administration for Children and Families, Region II, March 2012

WAYNE COUNTY



Wayne County

Veterans **10.8%**
(25+ years old)⁽¹⁾

Bachelor's Degree **16.8%**
(25+ years old)⁽¹⁾

Childhood Poverty **16%**
(0 - 17 years old)⁽²⁾

Infant Mortality **5.9 per 1,000**
(live births)⁽²⁾

DWI **51.8 per 10,000**
(16 - 21 years old)⁽²⁾

Foster Care Admissions **1.3 per 1,000**
(children under 18)⁽²⁾

Unemployment **8.8%**
(16+ years old)⁽²⁾

Data Sources:

(1) U.S. Census, American Community Survey, 2006-2010.





(2) Council on Children and Families, Kids' Well-being Indicators Clearinghouse (KWIC) at www.nyskwic.org.

Percent of Families with Related Children Living At or Below Poverty Level

Assets

-  WIC (3)
-  DOL One Stop (1)
-  Head Start (8)
-  Early Head Start (0)

Percent Poverty

-  37.6 - 50.5
-  25.1 - 37.5
-  12.6 - 25.0
-  1.0 - 12.5

NEW YORK KIDS COUNT
2012 Data Book



www.nyskwic.org



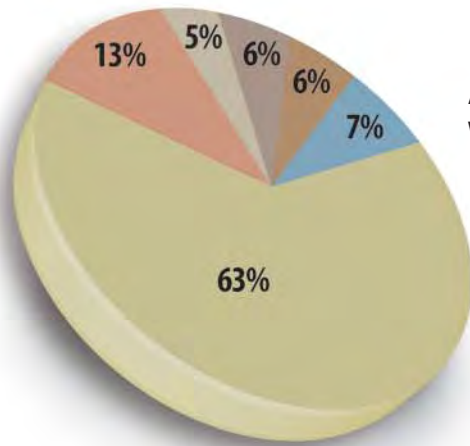
Data Sources: U.S. Census, Table B1710, 2006-2010 American Community Survey.
*Estimate based on small sample of the population, may not be statistically reliable.

WIC - NYS Department of Health, March 2012

DOL One Stop - NYS Department of Labor, March 2012

Head Start and Early Head Start - Administration for Children and Families, Region II, March 2012

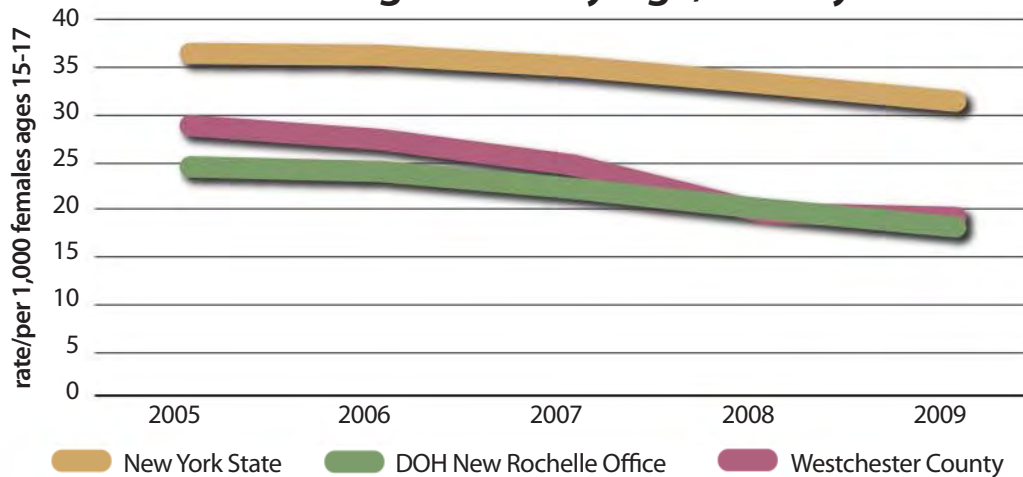
WESTCHESTER COUNTY



Age Distribution in Westchester County, 2010⁽¹⁾

- Under 5 years
- 5 to 9 years
- 10 to 14 years
- 15 to 19 years
- 20 to 64 years
- 65+

Adolescent Pregnancies by Age, 15-17 years⁽²⁾



Data Sources:

(1) U.S. Census, American Community Survey, 2006-2010.

(2) Council on Children and Families, Kids' Well-being Indicators Clearinghouse (KWIC) at www.nyskwic.org.

Westchester County

Veterans **6.5%**
(25+ years old)⁽¹⁾

Bachelor's Degree **44.5%**
(25+ years old)⁽¹⁾

Childhood Poverty **11.3%**
(0 - 17 years old)⁽²⁾

Infant Mortality **5.2 per 1,000**
(live births)⁽²⁾

DWI **39.4 per 10,000**
(16 - 21 years old)⁽²⁾

Foster Care Admissions **1.1 per 1,000**
(children under 18)⁽²⁾

Unemployment **7.2%**
(16+ years old)⁽²⁾

Percent of Families with Related Children Living At or Below Poverty Level

Assets

- WIC (8)
- DOL One Stop (4)
- Head Start (26)
- Early Head Start (6)

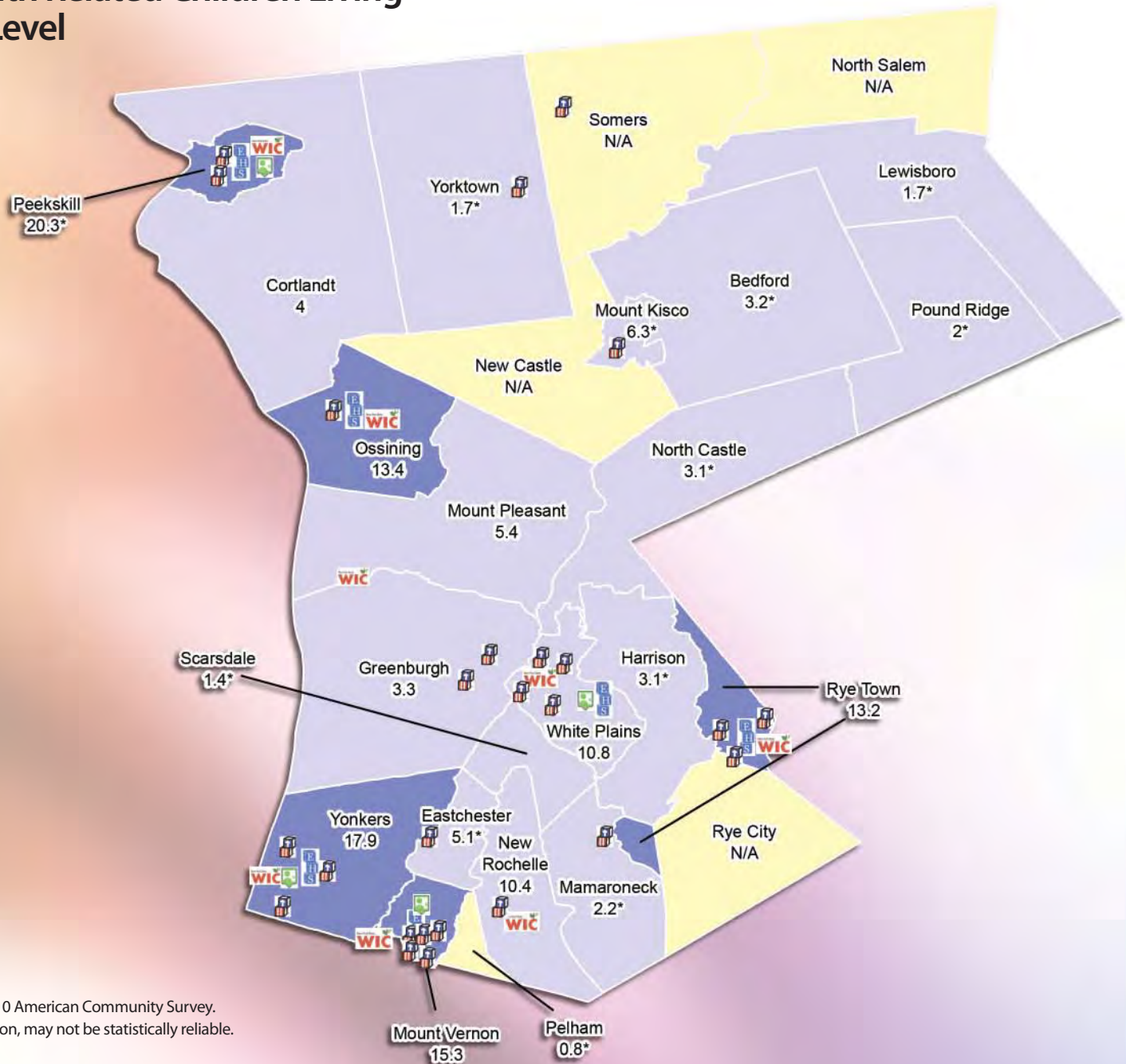
Percent Poverty

- 37.6 - 50.5
- 25.1 - 37.5
- 12.6 - 25.0
- 1.0 - 12.5
- No Data Available

NEW YORK KIDS COUNT
2012 Data Book



www.nyskwic.org



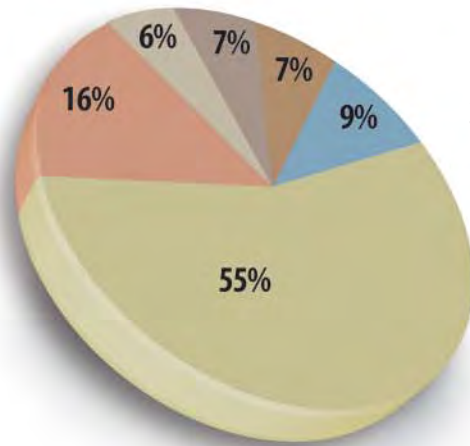
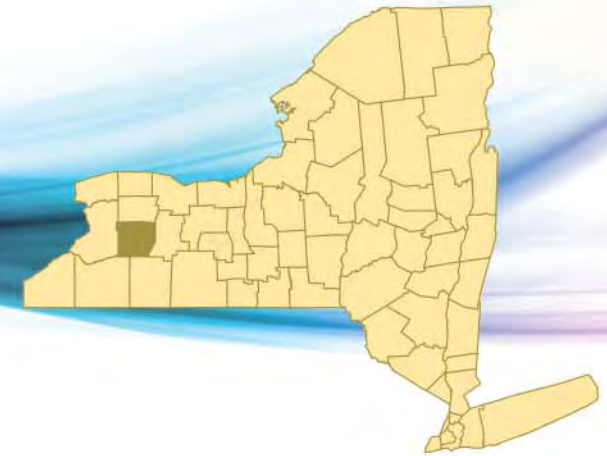
Data Sources: U.S. Census, Table B1710, 2006-2010 American Community Survey.
*Estimate based on small sample of the population, may not be statistically reliable.

WIC - NYS Department of Health, March 2012

DOL One Stop - NYS Department of Labor, March 2012

Head Start and Early Head Start - Administration for Children and Families, Region II, March 2012

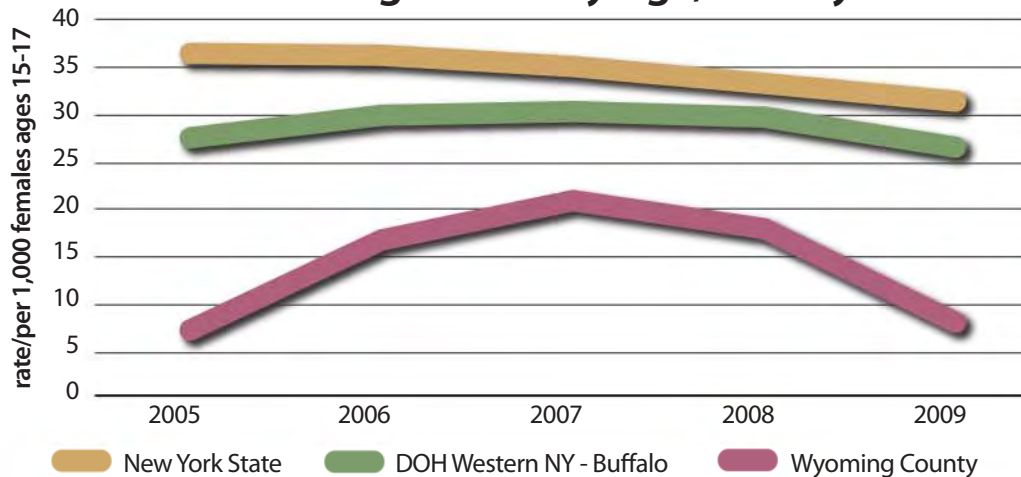
WYOMING COUNTY



Age Distribution in Wyoming County, 2010⁽¹⁾

- Under 5 years
- 5 to 9 years
- 10 to 14 years
- 15 to 19 years
- 20 to 64 years
- 65+

Adolescent Pregnancies by Age, 15-17 years⁽²⁾



Data Sources:

(1) U.S. Census, American Community Survey, 2006-2010.

(2) Council on Children and Families, Kids' Well-being Indicators Clearinghouse (KWIC) at www.nyskwic.org.

Wyoming County

Veterans **10.6%**
(25+ years old)⁽¹⁾

Bachelor's Degree **14.8%**
(25+ years old)⁽¹⁾

Childhood Poverty **15.6%**
(0 - 17 years old)⁽²⁾

Infant Mortality **4.8 per 1,000**
(live births)⁽²⁾

DWI **59.8 per 10,000**
(16 - 21 years old)⁽²⁾

Foster Care Admissions **2.6 per 1,000**
(children under 18)⁽²⁾





Unemployment **9.2%**
(16+ years old)⁽²⁾

Percent of Families with Related Children Living At or Below Poverty Level

Assets

-  WIC (4)
-  DOL One Stop (3)
-  Head Start (1)
-  Early Head Start (1)

Percent Poverty

-  37.6 - 50.5
-  25.1 - 37.5
-  12.6 - 25.0
-  1.0 - 12.5

NEW YORK KIDS COUNT
2012 Data Book



www.nyskwic.org



Data Sources: U.S. Census, Table B1710, 2006-2010 American Community Survey.

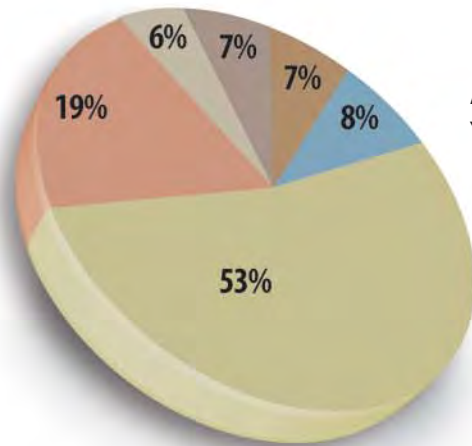
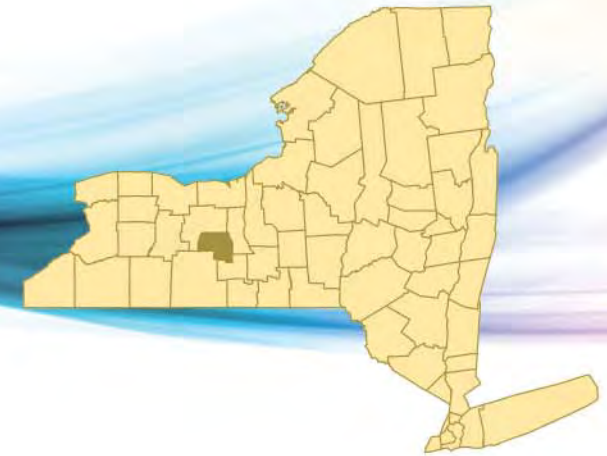
*Estimate based on small sample of the population, may not be statistically reliable.

WIC - NYS Department of Health, March 2012

DOL One Stop - NYS Department of Labor, March 2012

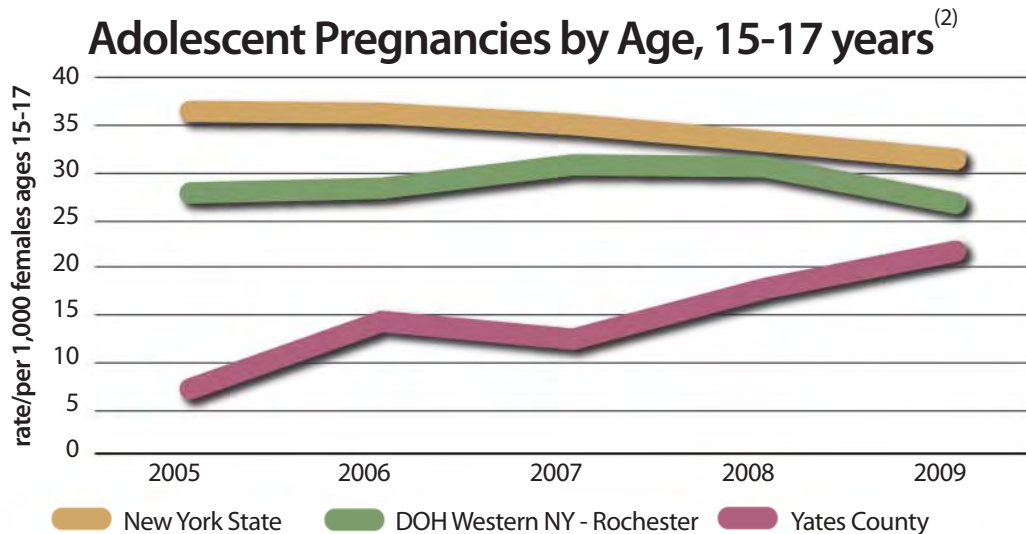
Head Start and Early Head Start - Administration for Children and Families, Region II, March 2012

YATES COUNTY



Age Distribution in Yates County, 2010⁽¹⁾

-  Under 5 years
-  5 to 9 years
-  10 to 14 years
-  15 to 19 years
-  20 to 64 years
-  65+



Data Sources:

(1) U.S. Census, American Community Survey, 2006-2010.

(2) Council on Children and Families, Kids' Well-being Indicators Clearinghouse (KWIC) at www.nyskwic.org.

Yates County

Veterans **10.8%**
(25+ years old)⁽¹⁾

Bachelor's Degree **22.1%**
(25+ years old)⁽¹⁾

Childhood Poverty **28.3%**
(0 - 17 years old)⁽²⁾

Infant Mortality **6.3 per 1,000**
(live births)⁽²⁾




DWI **52.9 per 10,000**
(16 - 21 years old)⁽²⁾

Foster Care Admissions **2.7 per 1,000**
(children under 18)⁽²⁾





Unemployment **6.7%**
(16+ years old)⁽²⁾

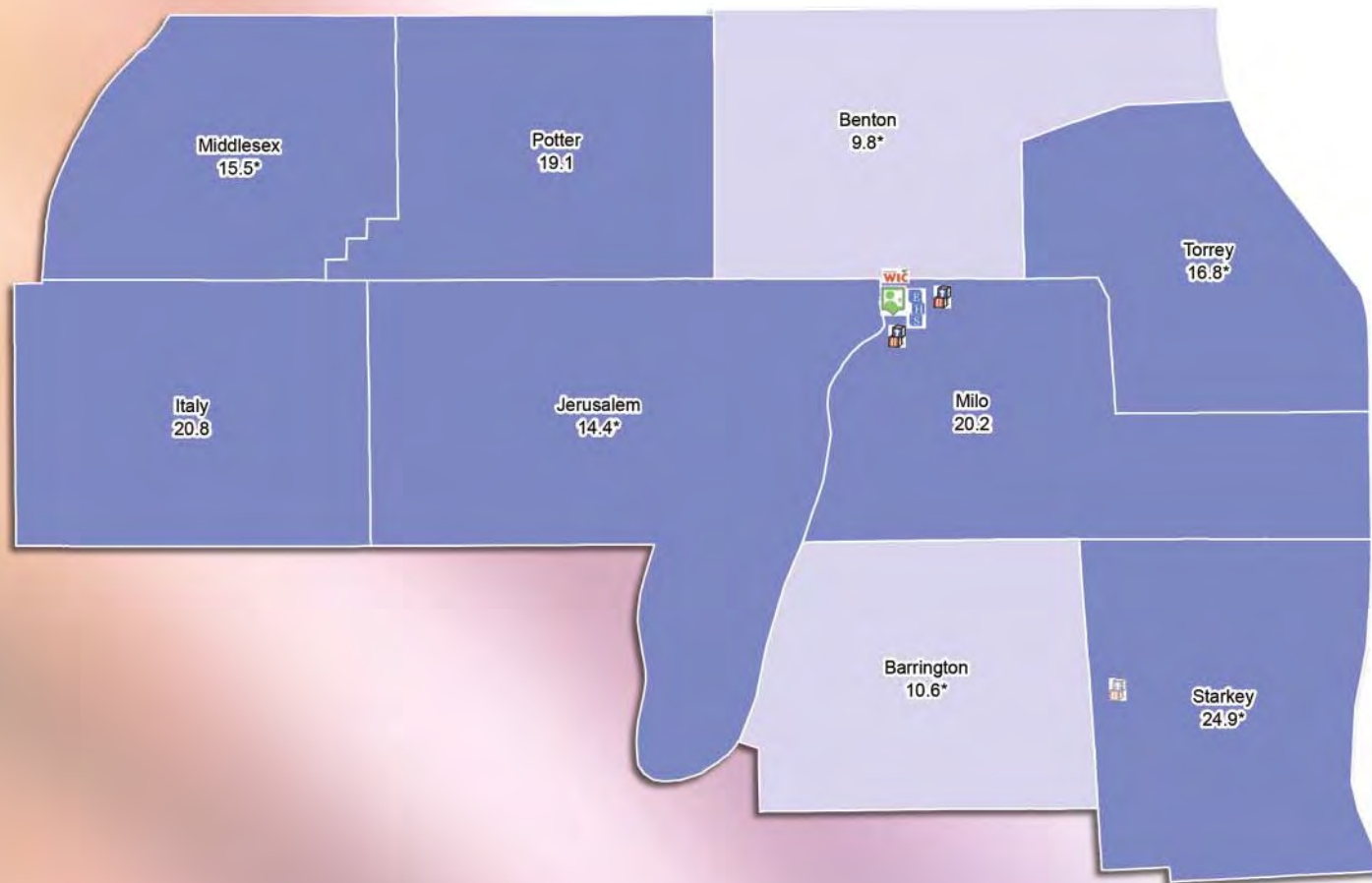
Percent of Families with Related Children Living At or Below Poverty Level

Assets

-  WIC (1)
-  DOL One Stop (1)
-  Head Start (3)
-  Early Head Start (1)

Percent Poverty

-  37.6 - 50.5
-  25.1 - 37.5
-  12.6 - 25.0
-  1.0 - 12.5



NEW YORK KIDS COUNT
2012 Data Book



www.nyskwic.org

Data Sources: U.S. Census, Table B1710, 2006-2010 American Community Survey.
 *Estimate based on small sample of the population, may not be statistically reliable.
 WIC - NYS Department of Health, March 2012
 DOL One Stop - NYS Department of Labor, March 2012
 Head Start and Early Head Start - Administration for Children and Families, Region II, March 2012



2012 Touchstones / KIDS COUNT Data Sources

Age Distribution by County, 2010

Definition:

Age grouping distribution of the population in each county.

Data Source:

U.S. Census, 2010.

Adolescent Pregnancy Rate, 2005-2009

Definition:

Pregnancies are the sum of the number of live births, reported induced terminations of pregnancies and reported fetal deaths of all gestations. The adolescent pregnancy rate is the number of pregnancies per 1,000 females in the stated age group. Rates are presented for adolescent pregnancies for female ages 15 through 17 years.

Data Source:

2012 Council on Children and Families, Kids' Well-being Indicators Clearinghouse. Data provided by NYS Department of Health.

Data Notes:

- Pregnancies are the sum of the number of live births, reported induced terminations of pregnancies and reported fetal deaths of all gestations.
- Rates are per 1,000 females in the appropriate age group.
- To protect the confidentiality of females (whose pregnancies resulted in live births, spontaneous fetal deaths, or induced abortions) in Hamilton County, it was decided to merge its events with Essex County in tables where events have been categorized by age or race. The county names Essex/Hamilton and Hamilton/Essex give the same aggregated value.
- Rates are not stable when the number is less than 20.

Adults (25+ yrs old) that are Veterans, 2006-2010

Definition:

Data on veteran status are tabulated for the civilian population 25 years and older.

Data Source:

U.S. Census, American Community Survey (ACS) 2006-2010.

Adults (25+ yrs old) who have a Bachelor's Degree, 2006-2010

Definition:

Data on college degree status are tabulated for the civilian population 25 years and older.

Data Source:

U.S. Census, American Community Survey (ACS) 2006-2010.

Childhood Poverty Rate, 2010

Definition:

Percentages reflect children/youth ages birth-17 years living below poverty.

Data Source:

2012 Council on Children and Families, Kids' Well-being Indicators Clearinghouse. Data provided by NYS Office of Temporary Assistance and Disability.

Data Notes:

- Regional totals may not equal sum of counties due to rounding.
- The SAIPE estimates of poverty rates in each county are based on statistical models that use a variety of data available for each county to predict the poverty rate for that county.

2012 Touchstones / KIDS COUNT Data Sources (continued)

Infant Mortality (Three-Year Average) rate, 2007-2009

Definition:

Infant mortality is the number of deaths to infants under one year of age. Rates represent the average number of deaths to infants per year by age category per 1,000 live births.

Data Source:

2012 Council on Children and Families, Kids' Well-being Indicators Clearinghouse. Data provided by NYS Department of Health.

Data Notes:

- The number displayed for this three-year average is 0 yet the rate displayed is greater than 0. This occurs when very few cases are reported during a three year period. Due to rounding, the number is presented as 0 and the rate, while very small, is greater than 0.
- Regional totals may not equal sum of counties due to rounding.
- Three year average of total births by age category is used as the denominator in calculating rates.
- * Rates are not stable when the number is less than 20.

Young Adults Ages 16 and 21 years old Arrested for Driving While Intoxicated, 2010

Definition:

Number and rate/10,000 arrests for young adults ages 16 and 21 years old arrested for driving while intoxicated.

Data Source:

2012 Council on Children and Families, Kids' Well-being Indicators Clearinghouse. Data provided by NYS Division of Criminal Justice Services.

Foster Care Admissions, 2010

Definition:

Children admitted to foster care are those children under age 18 years who enter placement outside their home as the result of a court order in a given calendar year. Responsibility for the care and custody of these children is transferred, by court order, from the child's parents to the Commissioner of the local Department of Social Services. Children and youth admitted to foster care provides the number of children admitted to foster care during a given calendar year and the rate per 1,000 children 0 through 17 years in the general population.

Data Source:

2012 Council on Children and Families, Kids' Well-being Indicators Clearinghouse. Data provided by NYS Office of Children and Family Services.

Data Notes:

- N/A: Data not available.
- Children residing in St. Regis Indian Nation are included in the Rest of State and New York State totals; however, they are not included in Franklin County or St. Lawrence County data.
- Rates of children admitted to foster care reflect the number of children admitted per 1,000 children/youth ages birth-17 years.
- Rates are per 1,000 children/youth ages 0-17 years in the general population.
- * Rates are not stable when the number is less than 20.

Unemployment Rate (16+ years old) 2010

Definition:

Civilian unemployment is defined as individuals 16 years of age and older who were not employed but were able, available and actively looking for work during the week including the 12th of the month. Individuals

2012 Touchstones / KIDS COUNT Data Sources (continued)

who were waiting to be recalled from a layoff and individuals waiting to report to a new job within 30 days were also considered unemployed. The unemployment rate is the number of unemployed individuals per 100 persons in the labor force (the sum of employed and unemployed). Rates represent the annual average.

Data Source:

2012 Council on Children and Families, Kids' Well-being Indicators Clearinghouse. Data provided by NYS Department of Labor.

Data Notes:

- Estimates for New York State and New York City are based on regression models from the Bureau of Labor Statistics (BLS) of the U.S. Department of Labor. Other sub-state estimates are prepared by the Local Area Unemployment Statistics (LAUS) Unit of the New York State Department of Labor, Division of Research and Statistics and are based on a set by BLS.
- Regional totals may not equal sum of counties due to rounding.
- Rates are per 100 persons 16 years of age and older within the labor force.

Families Living Below Poverty Level, 2006-2010 (sub-county map)

Definition:

Poverty status is determined for adults with related children in housing units and non-institutional group quarters. The poverty universe excludes children under age 15 who are not related to the householder, people living in institutional group quarters, and people living in college dormitories or military barracks.

Data Source:

U.S. Census, American Community Survey (ACS) 2006-2010 (Table B1710).

Data Notes:

Data are based on a sample and are subject to sampling variability. A margin of error is a measure of an estimate's variability. The larger margin of error in relation to the size of the estimate, the less reliable the estimate. This number when added to or subtracted from the estimate forms the 90 percent confidence interval.

Community Assets (sub-county map)

County maps were constructed using the U.S. Census 2011 sub-county division shape files for New York state. The sub-county divisions primarily represent towns and city boundaries and do not include village jurisdictions. Community assets located in villages are included on the map but the village boundary and its name are not. Indian reservation boundaries sometimes cross multiple counties and are included here from the U.S. Census files. State and federal vital records and population data are assigned to one county for these situations, for example Cattaraugus Reservation touches three counties: Erie, Cattaraugus and Chautauqua. NYS Vital Records data and the Census/ACS data are assigned to Erie County.

Women, Infants and Children program (WIC) locations – provided by NYS Department of Health, March 2012.

Head Start and Early Head Start locations – provided by U.S. Administration for Children and Families, Region II, March 2012.

Department of Labor One-Stop locations (DOL One Stop) – provided by NYS Department of Labor, March 2012.

The Council on Children and Families is augmenting KWIC to include community assets in the near future.

For more information about New York and the Council's data partners, visit the following sites:

Governor – <http://www.governor.ny.gov/>

New York State – <http://www.ny.gov/>

Council on Children and Families – <http://www.ccf.ny.gov>

NYS Office of Temporary and Disability Assistance – <http://www.otda.ny.gov/>

NYS Commission on Quality of Care and Advocacy for Persons with Disabilities – <http://www.cqc.ny.gov/>

Office of Probation and Correctional Alternatives, NYS Division of Criminal Justice Services – <http://www.criminaljustice.ny.gov/opca>

NYS Office for the Aging – <http://www.aging.ny.gov/>

NYS Education Department – <http://www.nysed.gov/>

NYS Office of Alcoholism and Substance Abuse Services – <http://www.oasas.ny.gov>

NYS Division of Criminal Justice Services – <http://www.criminaljustice.ny.gov>

NYS Office of Children and Family Services – <http://www.ocfs.state.ny.us>

NYS Office for People with Developmental Disabilities – <http://www.opwdd.ny.gov/>

NYS Department of Health – <http://www.nyhealth.gov/>

NYS Department of Labor – <http://www.labor.ny.gov/home>





Share the Data Book with others by accessing a PDF
on the Kids' Well-being Indicators Clearinghouse at
<http://www.nyskwic.org>
or the Council's website at
<http://www.ccf.ny.gov>.

LIKE us on Facebook:
www.facebook.com/NYSccf

Follow us on Twitter:
www.twitter.com/nysccf

Permission to copy, disseminate, or otherwise use
information from this data book is granted when accompanied
by the citation below:

New York State Council on Children and Families. (2012).
New York State Touchstones / KIDS COUNT Data Book.
Date Retrieved [month/day/year] at [include web-link here].



Council on Children and Families
52 Washington Street, Suite 99
Rensselaer, New York 12144

